

Daily Price Report

A Summary of Price Developments - 19 November 2018



Vegetables

- Prices of **vegetable** varieties **demonstrated mixed movements** in both **Pettah** and **Dambulla** markets.
- However, prices of **Beans** and **Pumpkins** **decreased** compared with previous week, due to **increased supply** from **Welimada** and **Jaffna** respectively.



Fish

- Prices of small **fish** varieties **decreased** in both **Peliyagoda** and **Negombo** markets due to **favourable supply** from **Southern** and **North Western** coastal areas.



Fruits

- Price of **Papaw** **increased significantly** due to **below average supply** from **Puttalam** and **Thambuttegama** areas.



Other

- Price of **imported Potatoes** **decreased** in **Pettah** market due to **availability of high level of stocks** of **Pakistan** and **Chinese** varieties.
- Price of **Eggs** **continued to increase** further in **Pettah** market reportedly due to **increased demand** caused by **upcoming festival season**.



Wholesale and Retail Prices of Selected Food Commodities - 2018-11-19

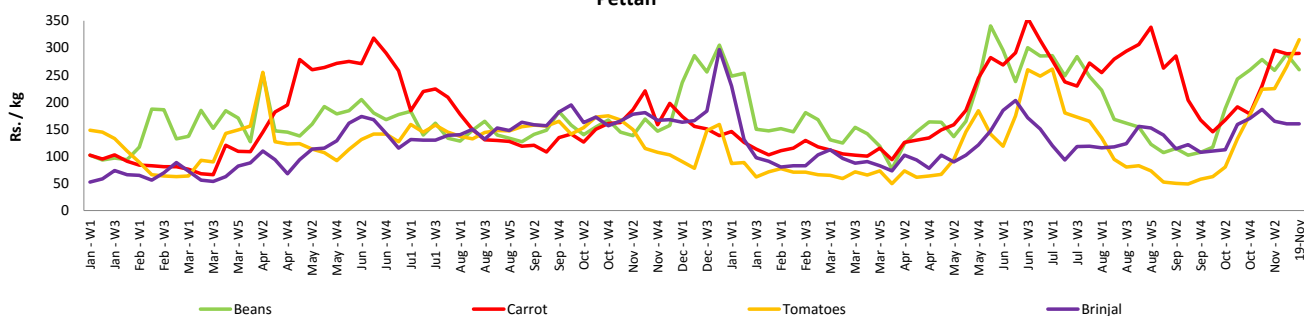
Vegetables

Item	Unit	Wholesale				Retail			
		Pettah		Dambulla		Pettah		Dambulla	
		Previous Week	Today	Previous Week	Today	Previous Week	Today	Previous Week	Today
Beans	Rs./Kg	234.00	213.00	245.00	195.00	289.00	260.00	266.00	215.00
Carrot	Rs./Kg	236.00	240.00	265.00	285.00	289.00	290.00	285.00	305.00
Cabbage	Rs./Kg	105.00	127.00	98.00	93.00	150.00	170.00	118.00	113.00
Tomatoes	Rs./Kg	209.00	270.00	213.00	175.00	266.00	315.00	233.00	195.00
Brinjal	Rs./Kg	120.00	120.00	115.00	115.00	160.00	160.00	135.00	135.00
Pumpkin	Rs./Kg	51.00	47.00	58.00	43.00	82.00	75.00	78.00	63.00
Snake gourd	Rs./Kg	128.00	147.00	93.00	105.00	165.00	183.00	113.00	125.00

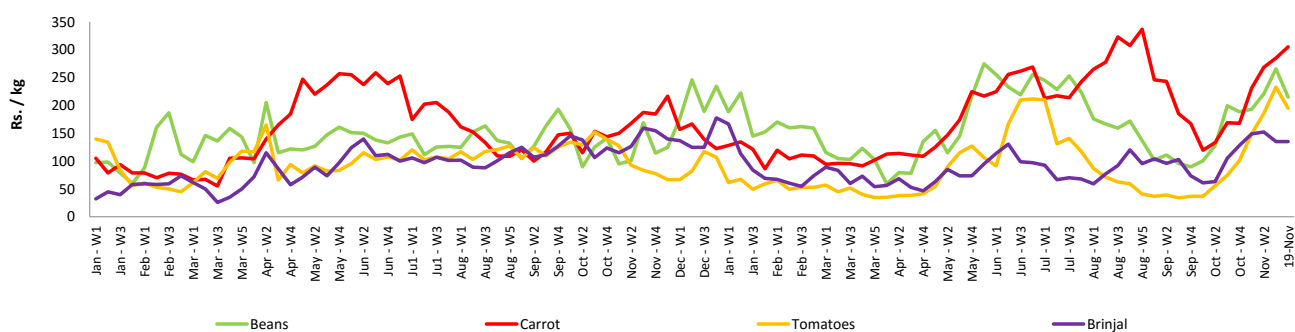
Price increased by more than 5% compared to previous week average price.

Price decreased by more than 5% compared to previous week average price.

Retail Prices Pettah



Dambulla



Wholesale and Retail Prices of Selected Food Commodities - 2018-11-19

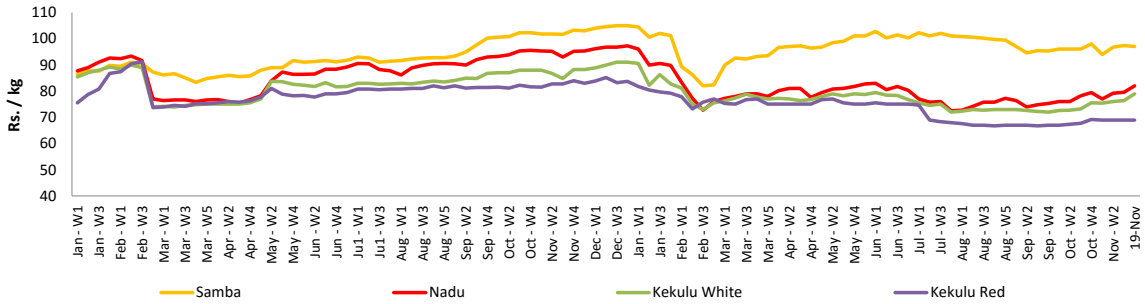
Rice

Item	Unit	Wholesale				Retail	
		Maradagahamula		Pettah		Pettah	
		Previous Week	Today	Previous Week	Today	Previous Week	Today
Samba	Rs./Kg	97.00	97.00	97.00	97.00	106.00	108.00
Nadu	Rs./Kg	80.00	82.00	80.00	79.00	90.00	88.00
Kekulu White	Rs./Kg	76.00	79.00	75.00	77.00	85.00	85.00
Kekulu Red	Rs./Kg	69.00	69.00	71.00	68.00	80.00	78.00

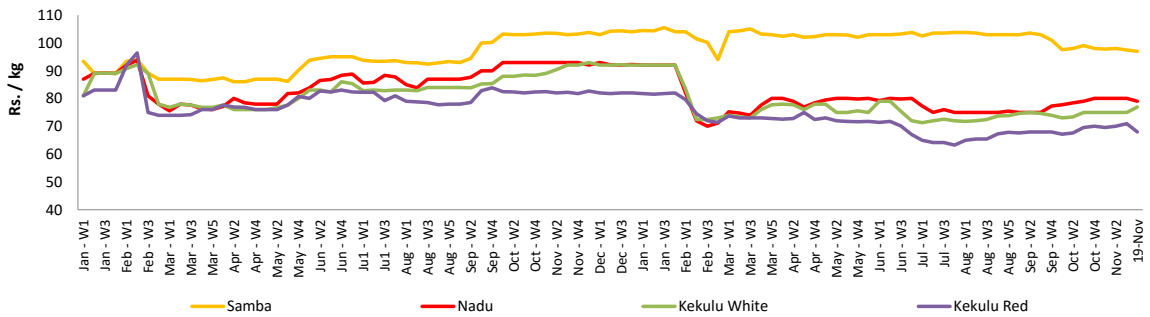
- Price increased by more than 5% compared to previous week average price.
- Price decreased by more than 5% compared to previous week average price.

Wholesale Prices

Marandagahamula

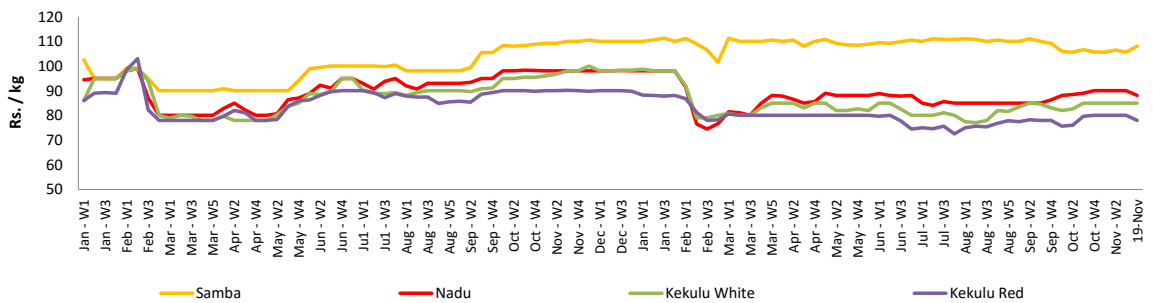


Pettah



Retail Prices

Pettah



Wholesale and Retail Prices of Selected Food Commodities - 2018-11-19

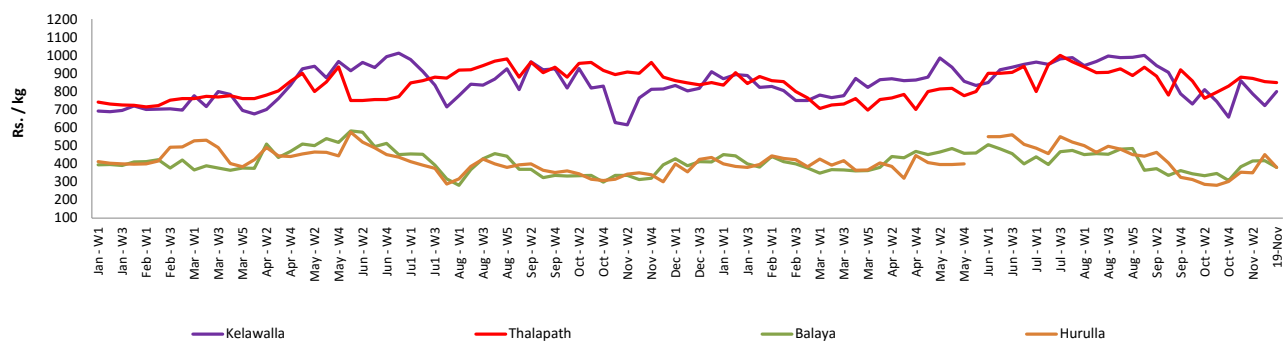
Fish

Item	Unit	Wholesale				Retail			
		Peliyagoda		Negombo		Peliyagoda		Negombo	
		Previous Week	Today	Previous Week	Today	Previous Week	Today	Previous Week	Today
Kelawalla	Rs./Kg	464.00	450.00	450.00	480.00	722.00	800.00	680.00	720.00
Thalapath	Rs./Kg	703.00	680.00	692.00	680.00	855.00	850.00	896.00	880.00
Balaya	Rs./Kg	317.00	280.00	264.00	280.00	417.00	380.00	416.00	420.00
Paraw	Rs./Kg	500.00	550.00	505.00	500.00	800.00	950.00	715.00	720.00
Salaya	Rs./Kg	142.00	130.00	116.00	100.00	172.00	160.00	176.00	160.00
Hurulla	Rs./Kg	350.00	280.00	216.00	200.00	450.00	380.00	286.00	270.00

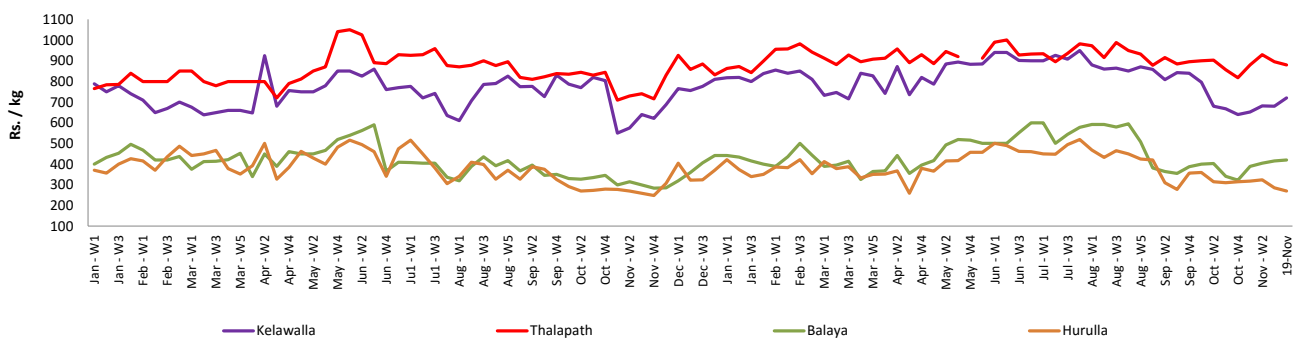
- Price increased by more than 5% compared to previous week average price.
- Price decreased by more than 5% compared to previous week average price.

Retail Prices

Peliyagoda



Negombo



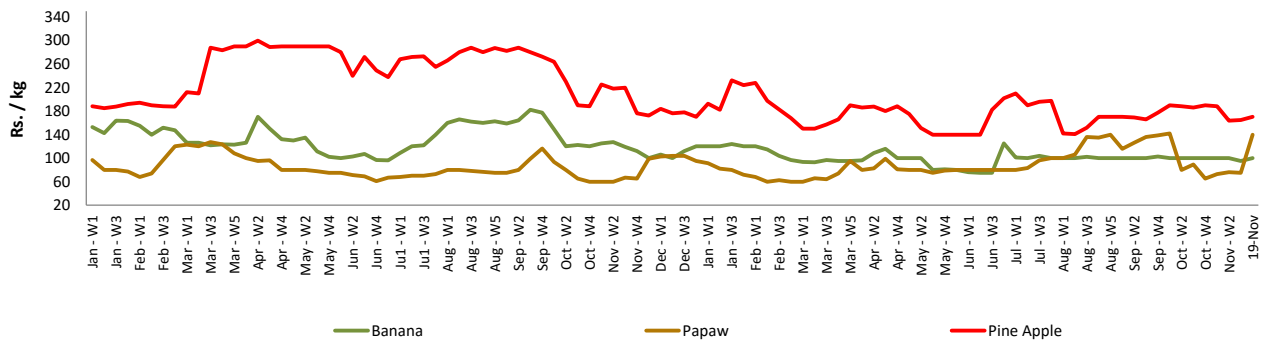
Wholesale and Retail Prices of Selected Food Commodities - 2018-11-19

Fruits

Item	Unit	Wholesale		Retail	
		Pettah			
		Previous Week	Today	Previous Week	Today
Banana (Sour)	Rs./Kg	60.00	65.00	95.00	100.00
Papaw	Rs./Kg	49.00	95.00	75.00	140.00
Pineapple	Rs./Kg	129.00	130.00	165.00	170.00
Apple (Imp)	Rs./Each			44.00	45.00
Orange (Imp)	Rs./Each			45.00	45.00

- Price increased by more than 5% compared to previous week average price.
- Price decreased by more than 5% compared to previous week average price.

Retail - Pettah



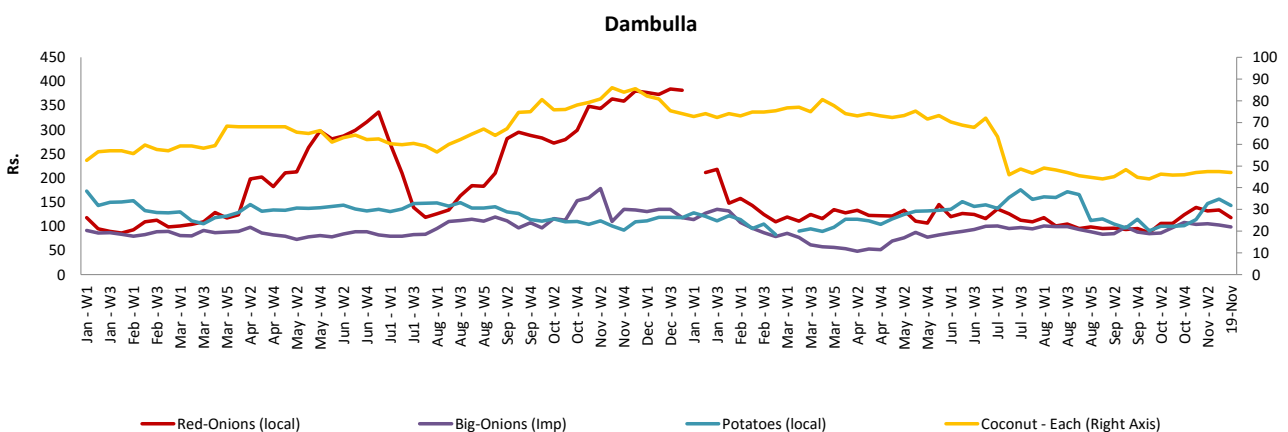
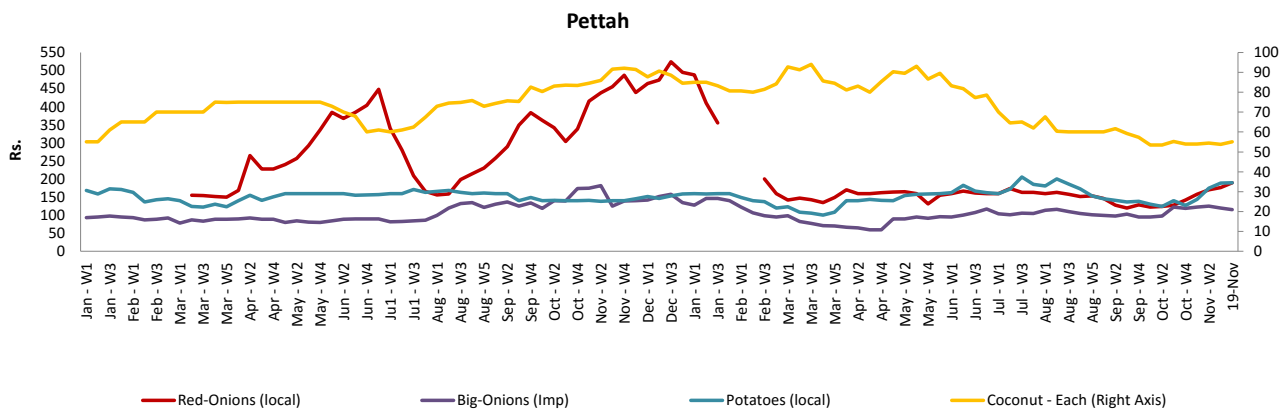
Wholesale and Retail Prices of Selected Food Commodities - 2018-11-19

Other

Item	Unit	Wholesale				Retail			
		Pettah		Dambulla		Pettah		Dambulla	
		Previous Week	Today	Previous Week	Today	Previous Week	Today	Previous Week	Today
Red-Onions (local)	Rs./Kg	144.00	155.00	124.00	108.00	176.00	190.00	134.00	118.00
Red-Onions (Imp)	Rs./Kg	140.00	n.a.	140.00	148.00	170.00	n.a.	150.00	158.00
Big-Onions (local)	Rs./Kg	90.00	n.a.	89.00	88.00	115.00	n.a.	99.00	98.00
Big-Onions (Imp)	Rs./Kg	92.00	88.00	91.00	89.00	120.00	115.00	103.00	99.00
Potatoes (local)	Rs./Kg	152.00	150.00	147.00	133.00	189.00	190.00	157.00	143.00
Potatoes (Imp)	Rs./Kg	118.00	80.00			139.00	100.00		
Dried Chillies (Imp)	Rs./Kg	246.00	260.00	237.00	268.00	290.00	300.00	268.00	278.00
Coconut	Rs./Nut	46.00	45.00	42.00	41.00	54.00	55.00	47.00	47.00
Coconut oil	Rs./Ltr	326.00	330.00			352.00	360.00		
Dhal	Rs./Kg	103.00	103.00			115.00	115.00		
Sugar	Rs./Kg	99.00	97.00			103.00	100.00		
Eggs	Rs./Each	15.30	16.50			16.30	17.50		
Katta	Rs./Kg	900.00	900.00			950.00	950.00		
Sprats	Rs./Kg	500.00	500.00			550.00	550.00		

- Price increased by more than 5% compared to previous week average price.
- Price decreased by more than 5% compared to previous week average price.

Retail Prices



* Prices of food commodities may vary due to quality and markets among other factors.