

# Daily Price Report

---

A Summary of Price Developments - 16 November 2018

---



## Vegetables

- Prices of **vegetable** varieties continued to **demonstrate mixed movements** in **Pettah** market while **up country** vegetable varieties **increased** in **Dambulla** markets due to **low supply** from **Nuwaraeliya** and **Jaffna** areas.



## Fish

- Prices of **fish** varieties **decreased** in **Peliyagoda** market despite the **low supply** caused by **adverse weather conditions**.



Statistics Department  
Central Bank of Sri Lanka

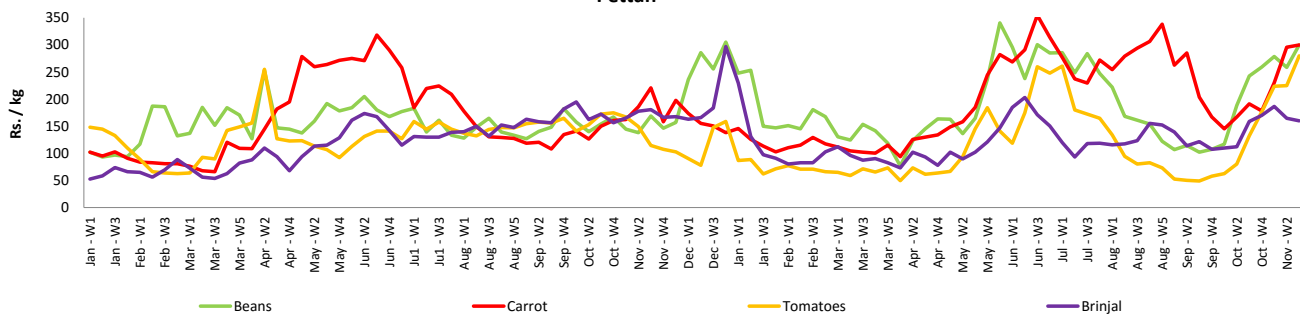
# Wholesale and Retail Prices of Selected Food Commodities - 2018-11-16

## Vegetables

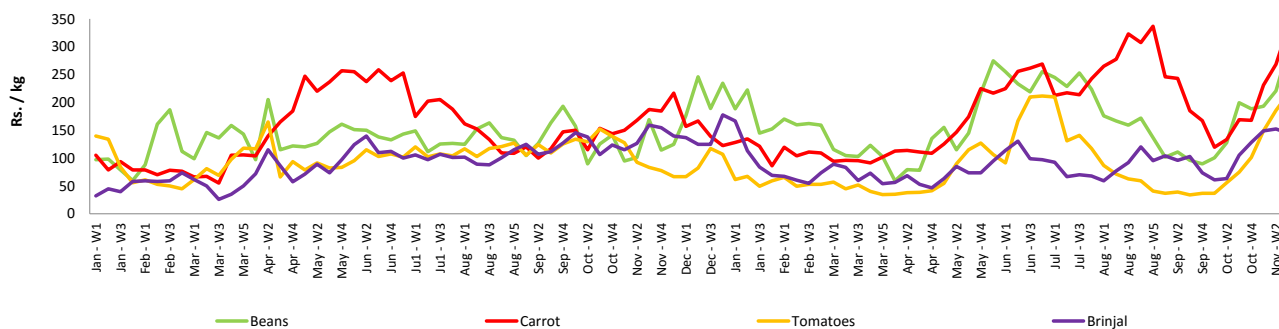
Item	Unit	Wholesale				Retail			
		Pettah		Dambulla		Pettah		Dambulla	
		Previous Week	Today	Previous Week	Today	Previous Week	Today	Previous Week	Today
Beans	Rs./Kg	207.00	238.00	201.00	275.00	258.00	300.00	221.00	295.00
Carrot	Rs./Kg	248.00	238.00	249.00	315.00	296.00	300.00	269.00	335.00
Cabbage	Rs./Kg	110.00	100.00	83.00	113.00	154.00	150.00	110.00	133.00
Tomatoes	Rs./Kg	178.00	213.00	166.00	195.00	225.00	280.00	186.00	215.00
Brinjal	Rs./Kg	119.00	113.00	133.00	125.00	165.00	160.00	153.00	145.00
Pumpkin	Rs./Kg	61.00	49.00	56.00	58.00	88.00	77.00	76.00	78.00
Snake gourd	Rs./Kg	116.00	123.00	98.00	105.00	160.00	167.00	118.00	125.00

- Price increased by more than 5% compared to previous week average price.
- Price decreased by more than 5% compared to previous week average price.

### Retail Prices Pettah



### Dambulla



## Wholesale and Retail Prices of Selected Food Commodities - 2018-11-16

### Rice

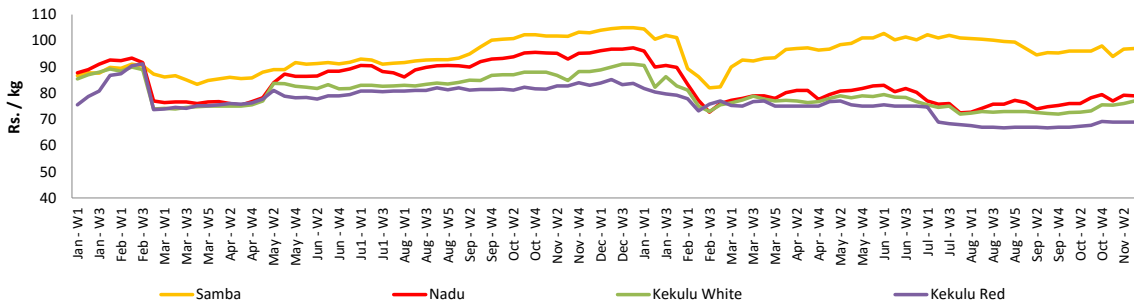
Item	Unit	Wholesale				Retail	
		Maradaghamula		Pettah		Pettah	
		Previous Week	Today	Previous Week	Today	Previous Week	Today
Samba	Rs./Kg	97.00	97.00	98.00	99.00	107.00	108.00
Nadu	Rs./Kg	79.00	79.00	80.00	80.00	90.00	90.00
Kekulu White	Rs./Kg	76.00	77.00	75.00	75.00	85.00	85.00
Kekulu Red	Rs./Kg	69.00	69.00	70.00	69.00	80.00	80.00

Price increased by more than 5% compared to previous week average price.

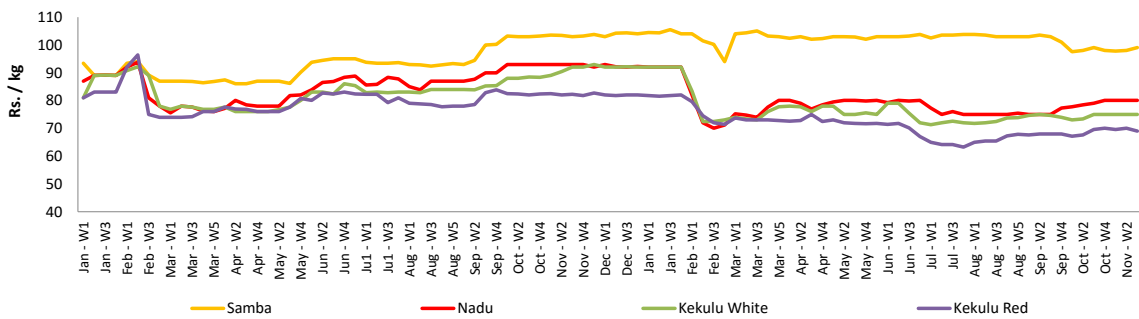
Price decreased by more than 5% compared to previous week average price.

### Wholesale Prices

#### Marandaghamula

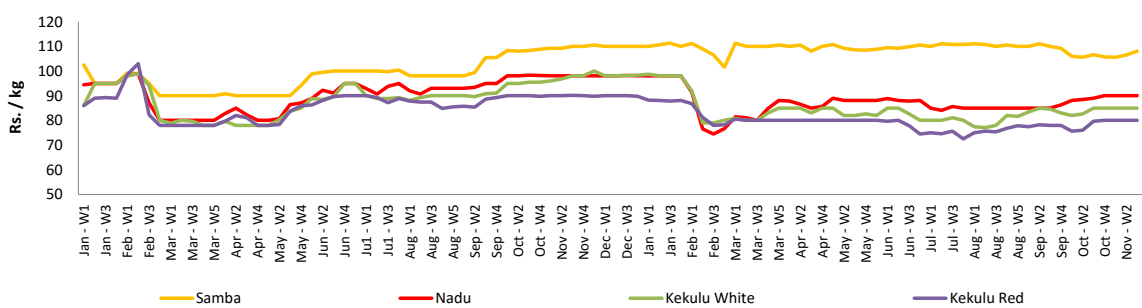


#### Pettah



### Retail Prices

#### Pettah



## Wholesale and Retail Prices of Selected Food Commodities - 2018-11-16

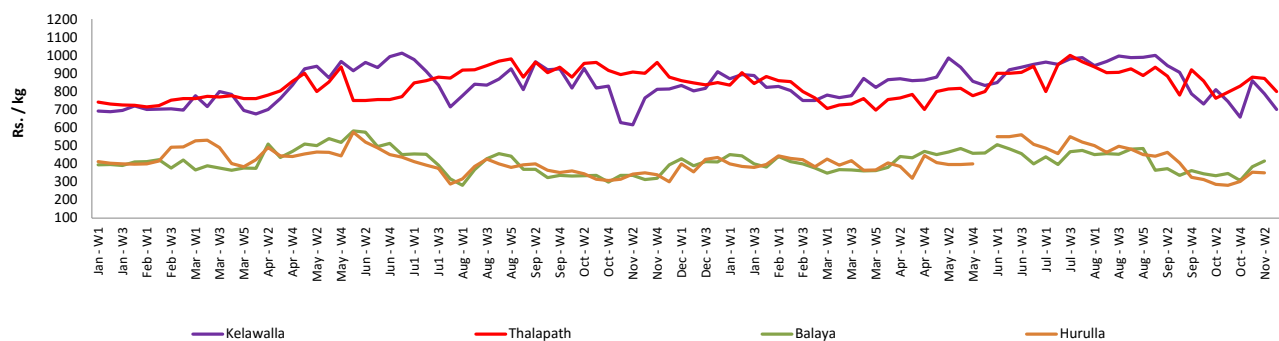
### Fish

Item	Unit	Wholesale				Retail			
		Peliyagoda		Negombo		Peliyagoda		Negombo	
		Previous Week	Today	Previous Week	Today	Previous Week	Today	Previous Week	Today
Kelawalla	Rs./Kg	495.00	450.00	498.00	n.a.	788.00	700.00	683.00	n.a.
Thalapath	Rs./Kg	705.00	650.00	715.00	720.00	873.00	800.00	930.00	940.00
Balaya	Rs./Kg	315.00	n.a.	255.00	320.00	415.00	n.a.	405.00	480.00
Paraw	Rs./Kg	531.00	400.00	503.00	500.00	833.00	700.00	680.00	720.00
Salaya	Rs./Kg	123.00	130.00	108.00	150.00	158.00	160.00	168.00	220.00
Hurulla	Rs./Kg	250.00	n.a.	238.00	200.00	350.00	n.a.	325.00	280.00

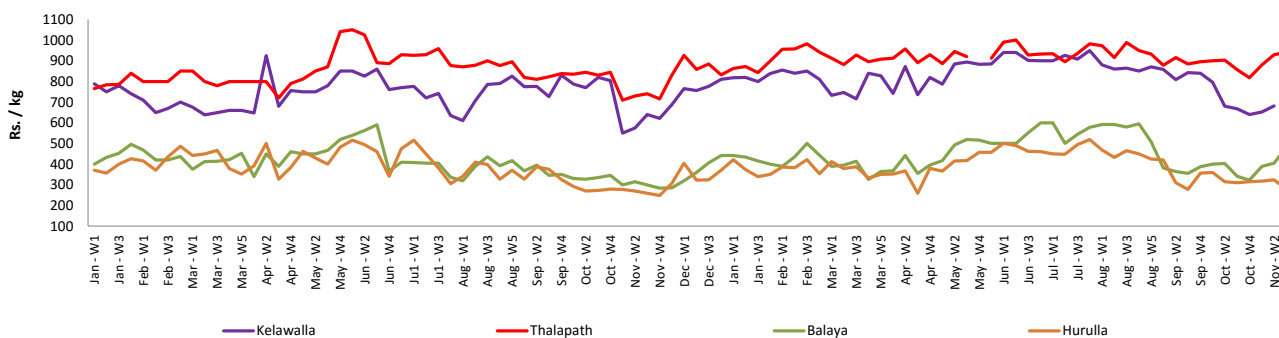
- Price increased by more than 5% compared to previous week average price.
- Price decreased by more than 5% compared to previous week average price.

### Retail Prices

#### Peliyagoda



#### Negombo



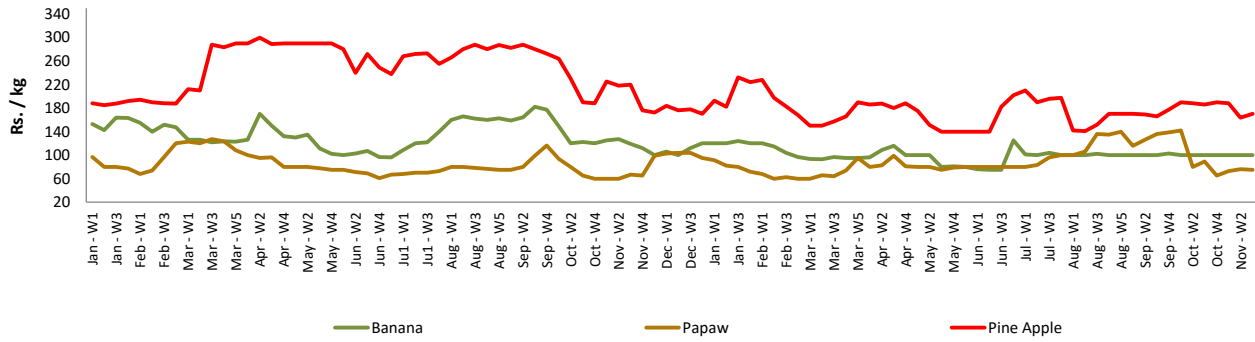
**Wholesale and Retail Prices of Selected Food Commodities - 2018-11-16**

**Fruits**

Item	Unit	Wholesale		Retail	
		Pettah			
		Previous Week	Today	Previous Week	Today
Banana (Sour)	Rs./Kg	60.00	60.00	100.00	100.00
Papaw	Rs./Kg	43.00	50.00	76.00	75.00
Pineapple	Rs./Kg	135.00	130.00	164.00	170.00
Apple (Imp)	Rs./Each			51.00	45.00
Orange (Imp)	Rs./Each			50.00	45.00

- Price increased by more than 5% compared to previous week average price.
- Price decreased by more than 5% compared to previous week average price.

**Retail - Pettah**



# Wholesale and Retail Prices of Selected Food Commodities - 2018-11-16

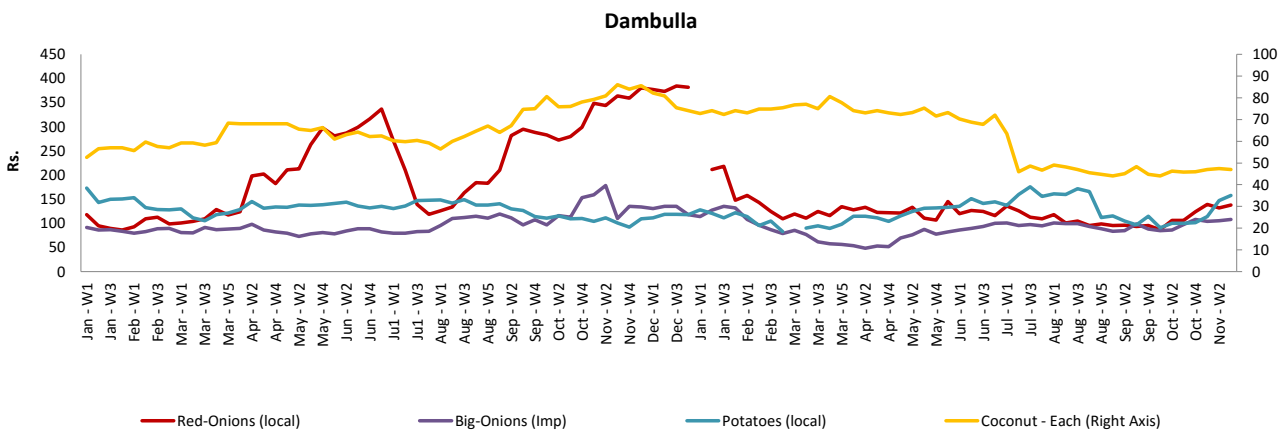
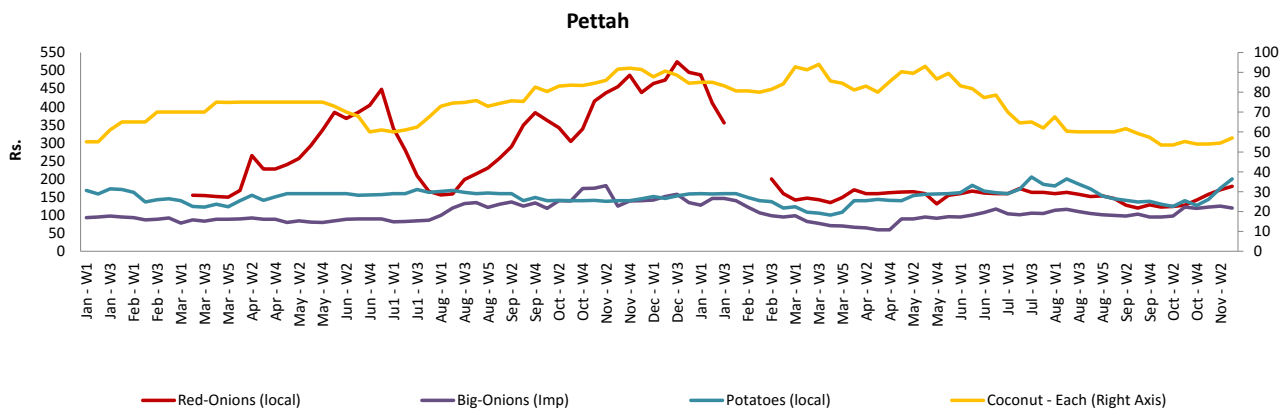
## Other

Item	Unit	Wholesale				Retail			
		Pettah		Dambulla		Pettah		Dambulla	
		Previous Week	Today	Previous Week	Today	Previous Week	Today	Previous Week	Today
Red-Onions (local)	Rs./Kg	140.00	138.00	121.00	128.00	170.00	180.00	132.00	138.00
Red-Onions (Imp)	Rs./Kg	144.00	n.a.	143.00	148.00	173.00	n.a.	153.00	158.00
Big-Onions (local)	Rs./Kg	92.00	n.a.	95.00	83.00	120.00	n.a.	106.00	93.00
Big-Onions (Imp)	Rs./Kg	100.00	90.00	96.00	88.00	125.00	120.00	106.00	108.00
Potatoes (local)	Rs./Kg	145.00	146.00	140.00	n.a.	174.00	200.00	150.00	n.a.
Potatoes (Imp)	Rs./Kg	121.00	120.00			143.00	140.00		
Dried Chillies (Imp)	Rs./Kg	246.00	248.00	244.00	268.00	290.00	290.00	254.00	278.00
Coconut	Rs./Nut	46.00	49.00	42.00	41.00	55.00	57.00	48.00	47.00
Coconut oil	Rs./Ltr	320.00	330.00			340.00	360.00		
Dhal	Rs./Kg	103.00	103.00			115.00	115.00		
Sugar	Rs./Kg	103.00	97.00			108.00	100.00		
Eggs	Rs./Each	13.25	15.50			14.25	16.50		
Katta	Rs./Kg	900.00	900.00			950.00	950.00		
Sprats	Rs./Kg	500.00	500.00			550.00	550.00		

Price increased by more than 5% compared to previous week average price.

Price decreased by more than 5% compared to previous week average price.

### Retail Prices



\* Prices of food commodities may vary due to quality and markets among other factors.