

Daily Price Report

A Summary of Price Developments - 14 November 2018



Vegetables

- Prices of **vegetable** varieties **demonstrated mixed movements** in both **Pettah** and **Dambulla** markets.
- However, **prices of Tomatoes remained significantly high** in both markets due to **low supply** from **Sooriyawewa** area.



Other

- Price of **Eggs increased further today** in **Pettah** market reportedly due to **increased demand** caused by **upcoming festive season**.



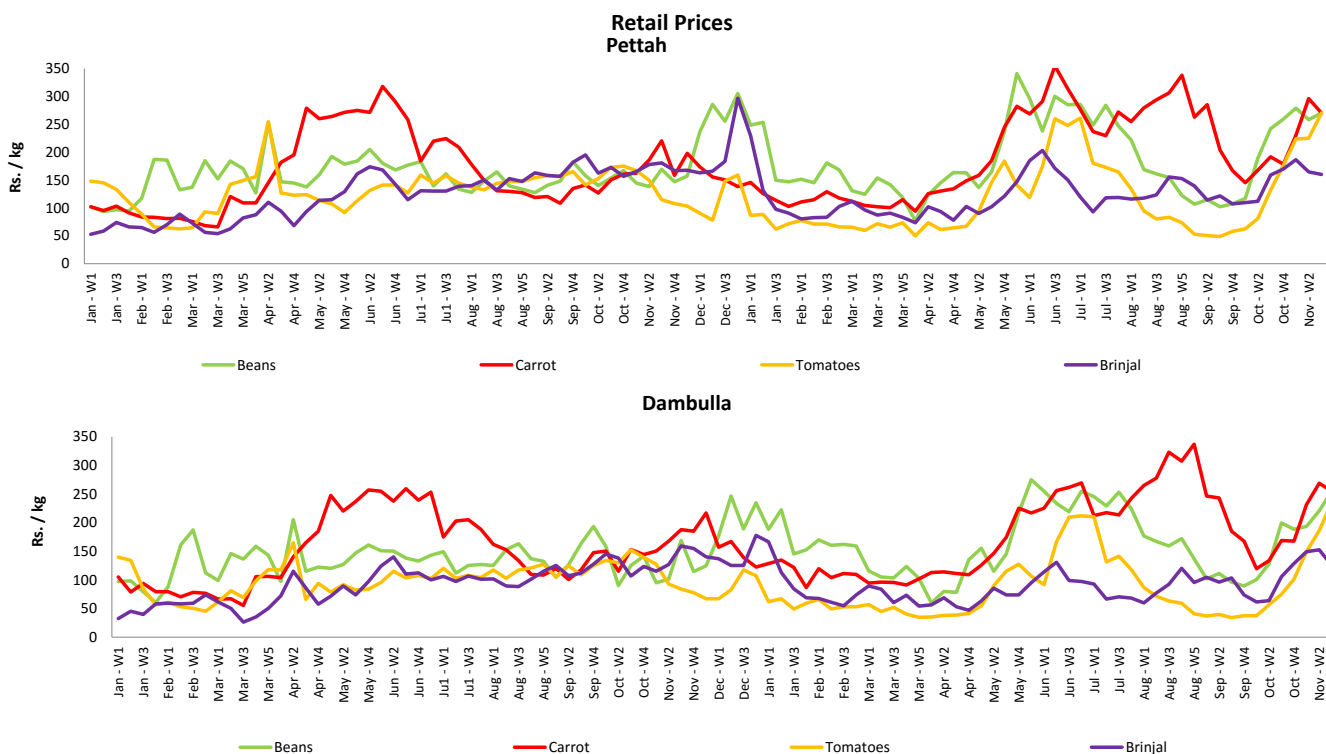
Statistics Department
Central Bank of Sri Lanka

Wholesale and Retail Prices of Selected Food Commodities - 2018-11-14

Vegetables

Item	Unit	Wholesale				Retail			
		Pettah		Dambulla		Pettah		Dambulla	
		Previous Week	Today	Previous Week	Today	Previous Week	Today	Previous Week	Today
Beans	Rs./Kg	207.00	210.00	201.00	235.00	258.00	270.00	221.00	255.00
Carrot	Rs./Kg	248.00	210.00	249.00	235.00	296.00	270.00	269.00	255.00
Cabbage	Rs./Kg	110.00	90.00	83.00	95.00	154.00	140.00	110.00	115.00
Tomatoes	Rs./Kg	178.00	220.00	166.00	215.00	225.00	270.00	186.00	235.00
Brinjal	Rs./Kg	119.00	120.00	133.00	105.00	165.00	160.00	153.00	125.00
Pumpkin	Rs./Kg	61.00	50.00	56.00	63.00	88.00	90.00	76.00	83.00
Snake gourd	Rs./Kg	116.00	140.00	98.00	85.00	160.00	180.00	118.00	105.00

- Price increased by more than 5% compared to previous week average price.
- Price decreased by more than 5% compared to previous week average price.



Wholesale and Retail Prices of Selected Food Commodities - 2018-11-14

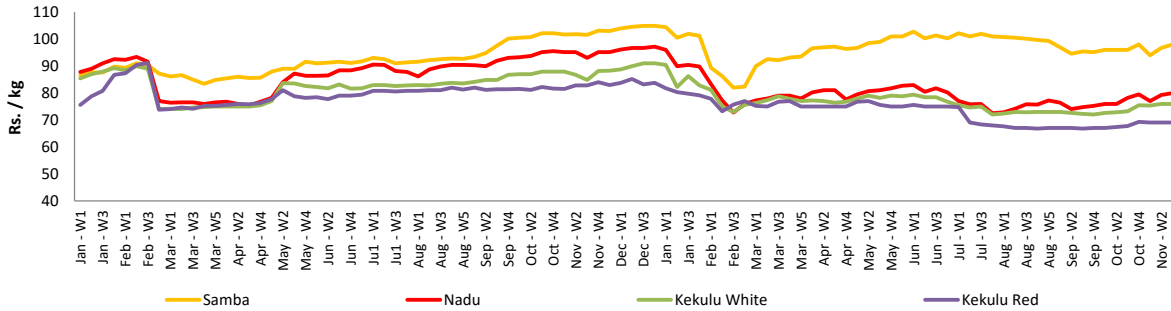
Rice

Item	Unit	Wholesale				Retail	
		Maradaghamula		Pettah		Pettah	
		Previous Week	Today	Previous Week	Today	Previous Week	Today
Samba	Rs./Kg	97.00	98.00	98.00	97.00	107.00	105.00
Nadu	Rs./Kg	79.00	80.00	80.00	80.00	90.00	90.00
Kekulu White	Rs./Kg	76.00	76.00	75.00	75.00	85.00	85.00
Kekulu Red	Rs./Kg	69.00	69.00	70.00	78.00	80.00	85.00

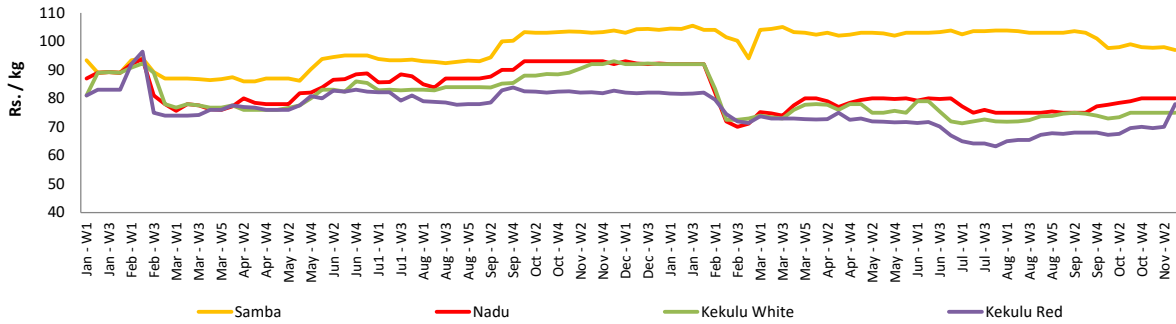
- Price increased by more than 5% compared to previous week average price.
- Price decreased by more than 5% compared to previous week average price.

Wholesale Prices

Marandaghamula

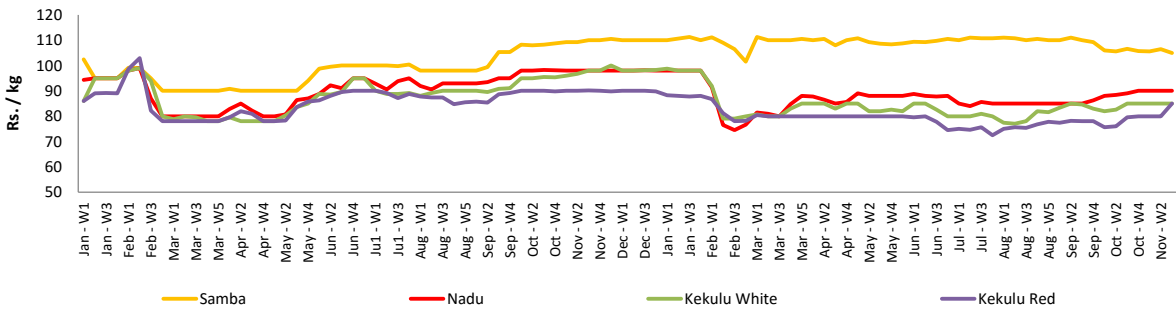


Pettah



Retail Prices

Pettah



Wholesale and Retail Prices of Selected Food Commodities - 2018-11-14

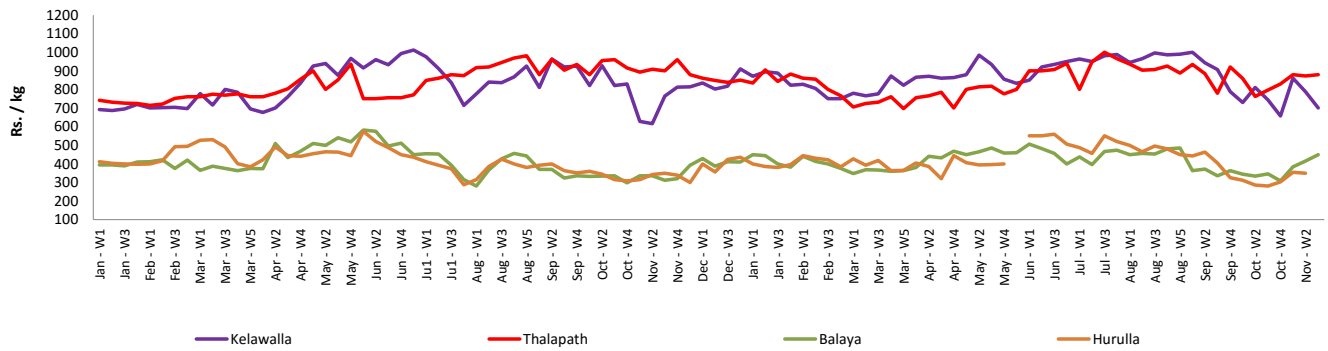
Fish

Item	Unit	Wholesale				Retail			
		Peliyagoda		Negombo		Peliyagoda		Negombo	
		Previous Week	Today	Previous Week	Today	Previous Week	Today	Previous Week	Today
Kelawalla	Rs./Kg	495.00	450.00	498.00	450.00	788.00	700.00	683.00	680.00
Thalpath	Rs./Kg	705.00	720.00	715.00	680.00	873.00	880.00	930.00	880.00
Balaya	Rs./Kg	315.00	350.00	255.00	250.00	415.00	450.00	405.00	400.00
Paraw	Rs./Kg	550.00	550.00	503.00	500.00	852.00	850.00	680.00	720.00
Salaya	Rs./Kg	123.00	150.00	108.00	100.00	158.00	180.00	168.00	160.00
Hurulla	Rs./Kg	250.00	n.a.	238.00	200.00	350.00	n.a.	325.00	270.00

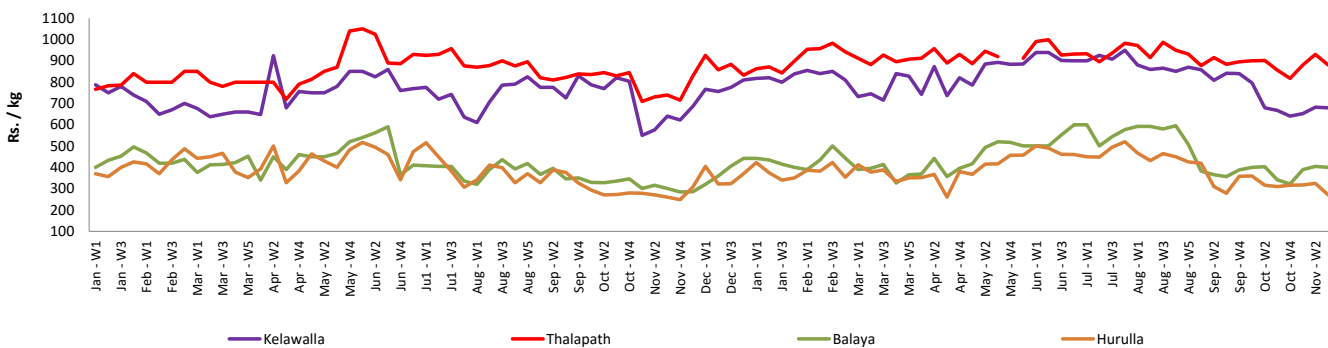
- Price increased by more than 5% compared to previous week average price.
- Price decreased by more than 5% compared to previous week average price.

Retail Prices

Peliyagoda



Negombo



Wholesale and Retail Prices of Selected Food Commodities - 2018-11-14

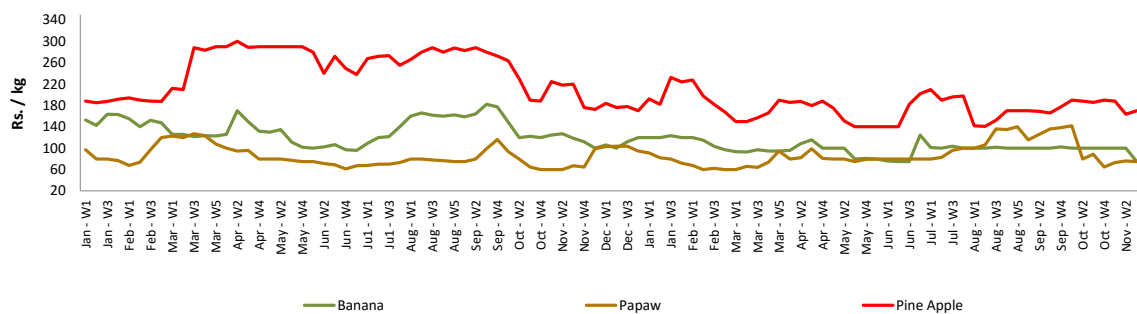
Fruits

Item	Unit	Wholesale		Retail	
		Pettah			
		Previous Week	Today	Previous Week	Today
Banana (Sour)	Rs./Kg	60.00	60.00	100.00	75.00
Papaw	Rs./Kg	43.00	50.00	76.00	75.00
Pineapple	Rs./Kg	135.00	130.00	164.00	170.00
Apple (Imp)	Rs./Each			51.00	45.00
Orange (Imp)	Rs./Each			50.00	45.00

Price increased by more than 5% compared to previous week average price.

Price decreased by more than 5% compared to previous week average price.

Retail - Pettah



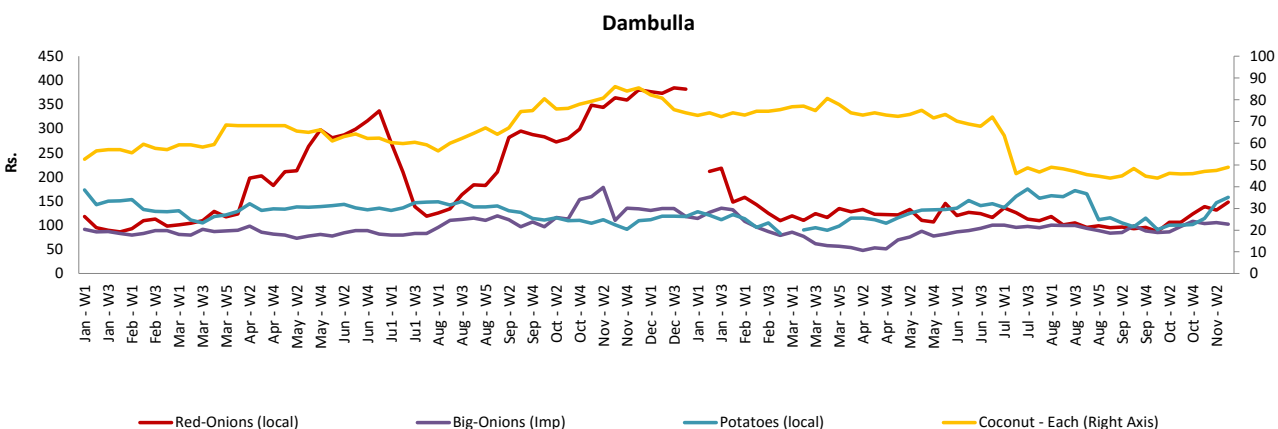
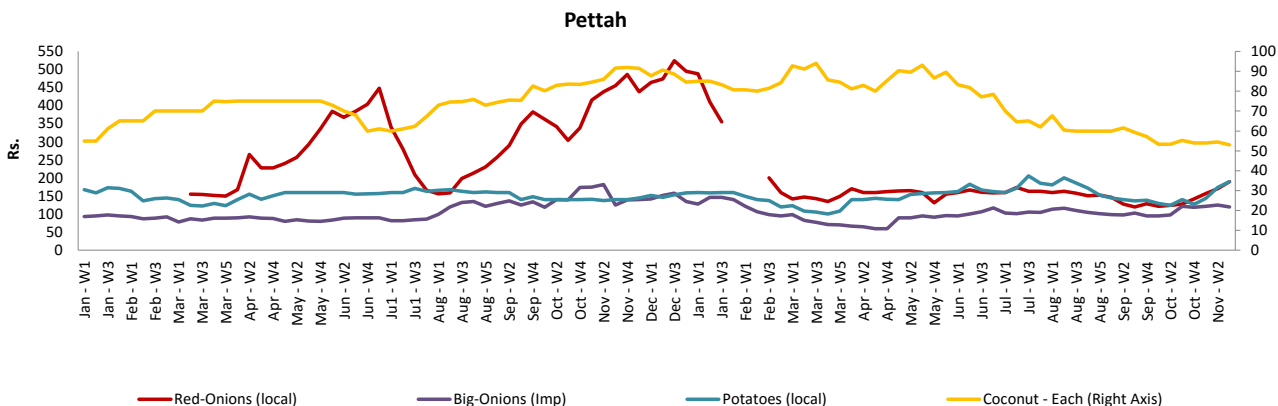
Wholesale and Retail Prices of Selected Food Commodities - 2018-11-14

Other

Item	Unit	Wholesale				Retail			
		Pettah		Dambulla		Pettah		Dambulla	
		Previous Week	Today	Previous Week	Today	Previous Week	Today	Previous Week	Today
Red-Onions (local)	Rs./Kg	140.00	160.00	121.00	138.00	170.00	190.00	132.00	148.00
Red-Onions (Imp)	Rs./Kg	144.00	n.a.	145.00	138.00	173.00	n.a.	155.00	148.00
Big-Onions (local)	Rs./Kg	92.00	n.a.	95.00	88.00	120.00	n.a.	106.00	98.00
Big-Onions (Imp)	Rs./Kg	100.00	90.00	96.00	92.00	125.00	120.00	106.00	102.00
Potatoes (local)	Rs./Kg	145.00	155.00	139.00	n.a.	174.00	190.00	149.00	n.a.
Potatoes (Imp)	Rs./Kg	121.00	120.00			143.00	140.00		
Dried Chillies (Imp)	Rs./Kg	246.00	245.00	244.00	253.00	290.00	290.00	254.00	263.00
Coconut	Rs./Nut	46.00	45.00	42.00	44.00	55.00	53.00	48.00	49.00
Coconut oil	Rs./Ltr	320.00	330.00			340.00	360.00		
Dhal	Rs./Kg	103.00	103.00			115.00	115.00		
Sugar	Rs./Kg	103.00	97.00			108.00	100.00		
Eggs	Rs./Each	13.25	15.50			14.25	16.50		
Katta	Rs./Kg	900.00	900.00			950.00	950.00		
Sprats	Rs./Kg	500.00	500.00			550.00	550.00		

- Price increased by more than 5% compared to previous week average price.
- Price decreased by more than 5% compared to previous week average price.

Retail Prices



* Prices of food commodities may vary due to quality and markets among other factors.