

# Daily Price Report

---

A Summary of Price Developments - 07 November 2018

---



## Vegetables

- Prices of **vegetable varieties demonstrated mixed movements** in both Pettah and **Dambulla** markets.
- Prices of **Carrots increased significantly** in **Pettah** market due to **low supply** from **Nuwara Eliya** area.



## Fruits

- Prices of **imported Apple** and **Orange decreased** in **Pettah market** due to **high level of stock availability**.



## Other

- Price of **local Potatoes increased** in both **Pettah** and **Dambulla** markets due to **low supply** from **Nuwara Eliya** area.
- Price of **local Red Onions increased** in **Pettah** market due to **low supply** from **Jaffna** area.



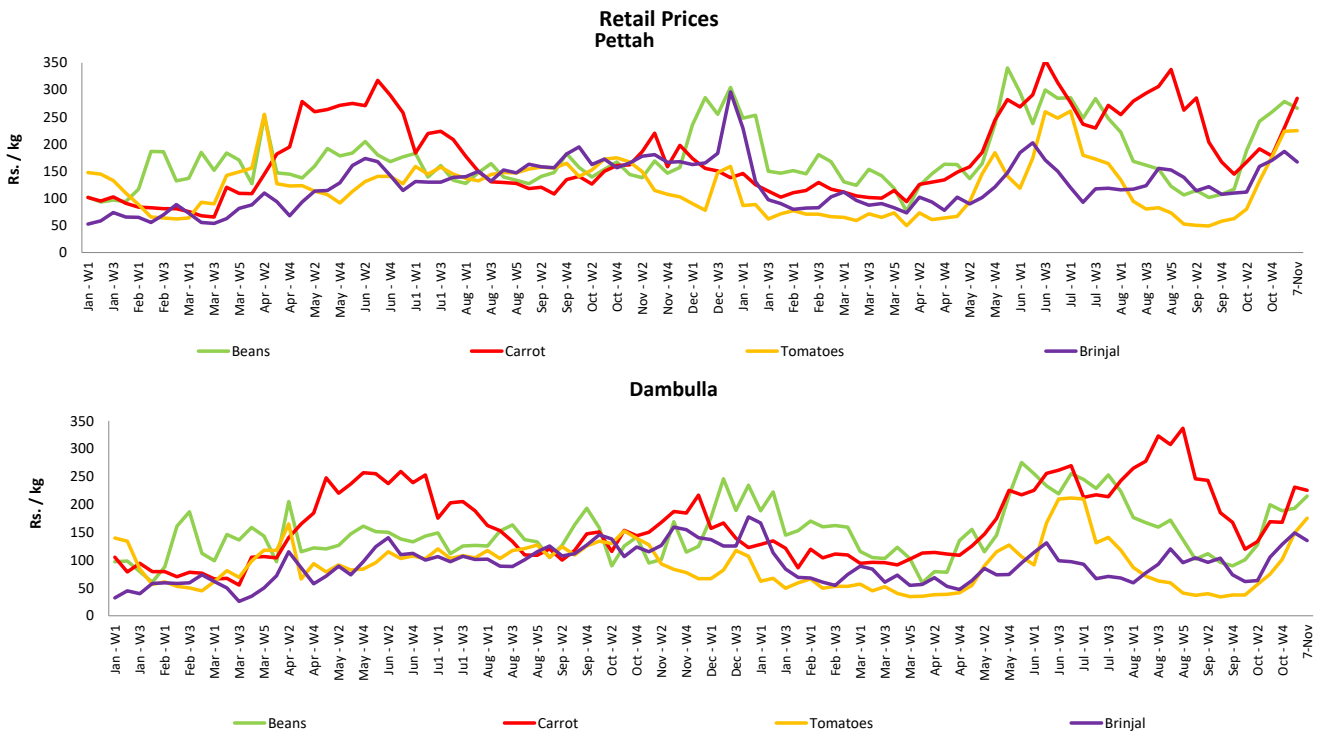
Statistics Department  
Central Bank of Sri Lanka

## Wholesale and Retail Prices of Selected Food Commodities - 2018-11-07

### Vegetables

Item	Unit	Wholesale				Retail			
		Pettah		Dambulla		Pettah		Dambulla	
		Previous Week	Today	Previous Week	Today	Previous Week	Today	Previous Week	Today
Beans	Rs./Kg	233.00	223.00	173.00	195.00	279.00	267.00	193.00	215.00
Carrot	Rs./Kg	191.00	233.00	211.00	205.00	230.00	285.00	231.00	225.00
Cabbage	Rs./Kg	99.00	120.00	69.00	58.00	140.00	167.00	87.00	105.00
Tomatoes	Rs./Kg	174.00	177.00	129.00	155.00	224.00	225.00	149.00	175.00
Brinjal	Rs./Kg	138.00	130.00	129.00	115.00	187.00	168.00	149.00	135.00
Pumpkin	Rs./Kg	50.00	63.00	39.00	58.00	75.00	93.00	57.00	78.00
Snake gourd	Rs./Kg	155.00	117.00	95.00	85.00	199.00	165.00	115.00	105.00

- Price increased by more than 5% compared to previous week average price.
- Price decreased by more than 5% compared to previous week average price.



## Wholesale and Retail Prices of Selected Food Commodities - 2018-11-07

### Rice

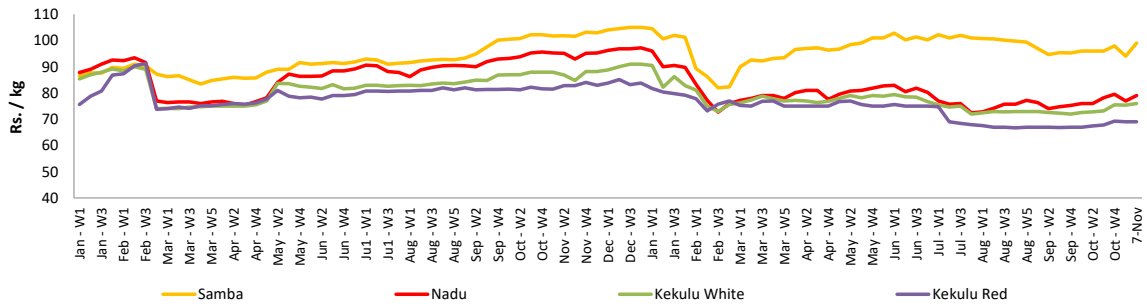
Item	Unit	Wholesale				Retail	
		Maradaghamula		Pettah		Pettah	
		Previous Week	Today	Previous Week	Today	Previous Week	Today
Samba	Rs./Kg	94.00	99.00	98.00	97.00	106.00	108.00
Nadu	Rs./Kg	77.00	79.00	80.00	80.00	90.00	90.00
Kekulu White	Rs./Kg	75.00	76.00	75.00	75.00	85.00	85.00
Kekulu Red	Rs./Kg	69.00	69.00	70.00	70.00	80.00	80.00

Price increased by more than 5% compared to previous week average price.

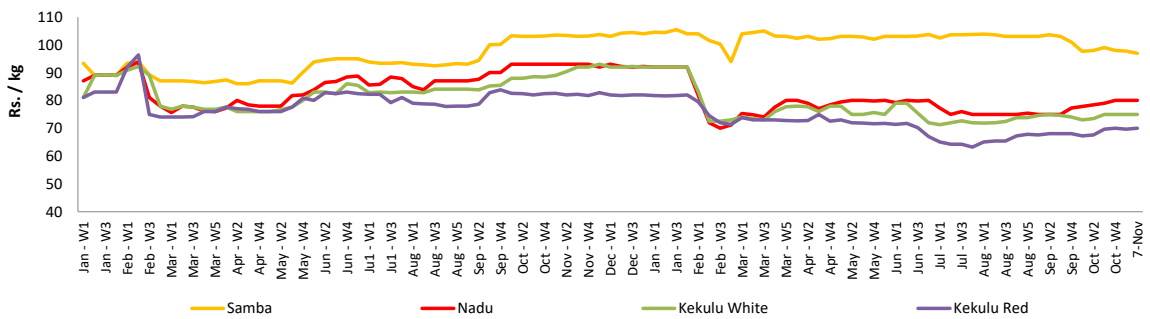
Price decreased by more than 5% compared to previous week average price.

### Wholesale Prices

#### Marandaghamula

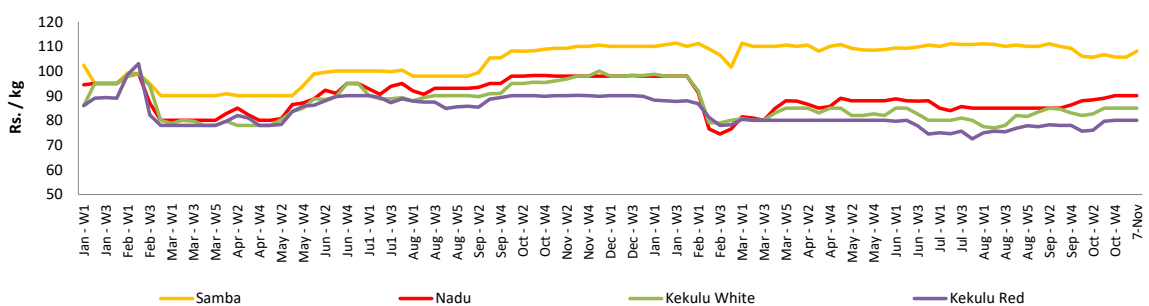


#### Pettah



### Retail Prices

#### Pettah



## Wholesale and Retail Prices of Selected Food Commodities - 2018-11-07

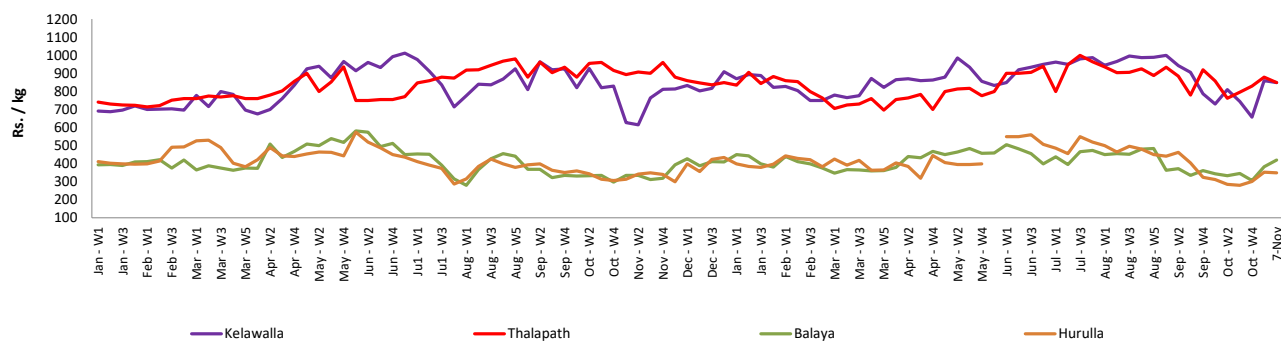
### Fish

Item	Unit	Wholesale				Retail			
		Peliyagoda		Negombo		Peliyagoda		Negombo	
		Previous Week	Today	Previous Week	Today	Previous Week	Today	Previous Week	Today
Kelawalla	Rs./Kg	532.00	500.00	478.00	480.00	860.00	850.00	652.00	680.00
Thalapath	Rs./Kg	704.00	700.00	702.00	700.00	880.00	850.00	880.00	920.00
Balaya	Rs./Kg	284.00	320.00	254.00	260.00	384.00	420.00	390.00	400.00
Paraw	Rs./Kg	500.00	600.00	484.00	480.00	888.00	900.00	652.00	650.00
Salaya	Rs./Kg	96.00	140.00	112.00	100.00	142.00	180.00	190.00	170.00
Hurulla	Rs./Kg	254.00	250.00	238.00	220.00	354.00	350.00	318.00	320.00

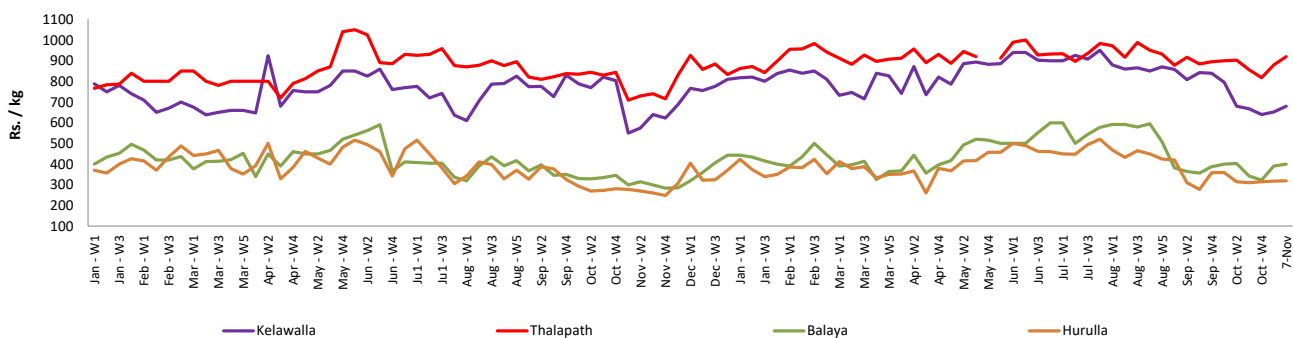
- Price increased by more than 5% compared to previous week average price.
- Price decreased by more than 5% compared to previous week average price.

### Retail Prices

#### Peliyagoda



#### Negombo



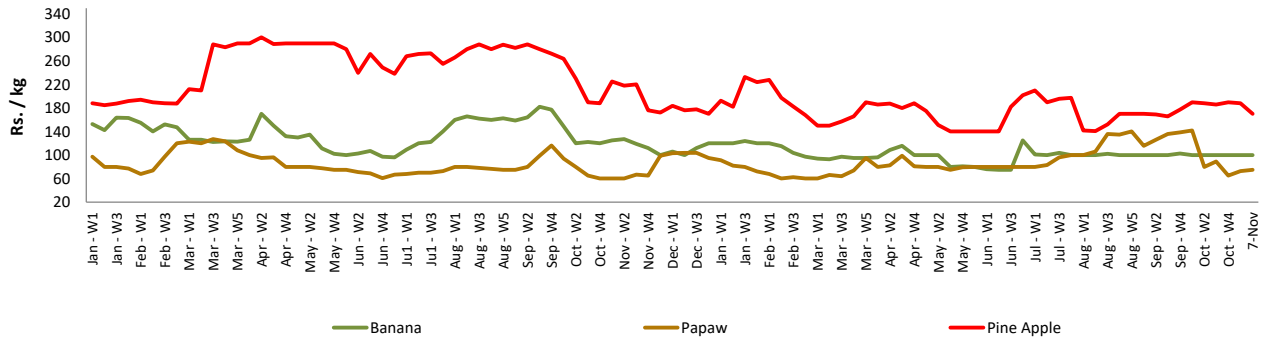
**Wholesale and Retail Prices of Selected Food Commodities - 2018-11-07**

**Fruits**

Item	Unit	Wholesale		Retail	
		Pettah			
		Previous Week	Today	Previous Week	Today
Banana (Sour)	Rs./Kg	60.00	60.00	100.00	100.00
Papaw	Rs./Kg	40.00	40.00	73.00	75.00
Pineapple	Rs./Kg	137.00	140.00	188.00	170.00
Apple (Imp)	Rs./Each			57.00	50.00
Orange (Imp)	Rs./Each			56.00	50.00

- Price increased by more than 5% compared to previous week average price.
- Price decreased by more than 5% compared to previous week average price.

**Retail - Pettah**



# Wholesale and Retail Prices of Selected Food Commodities - 2018-11-07

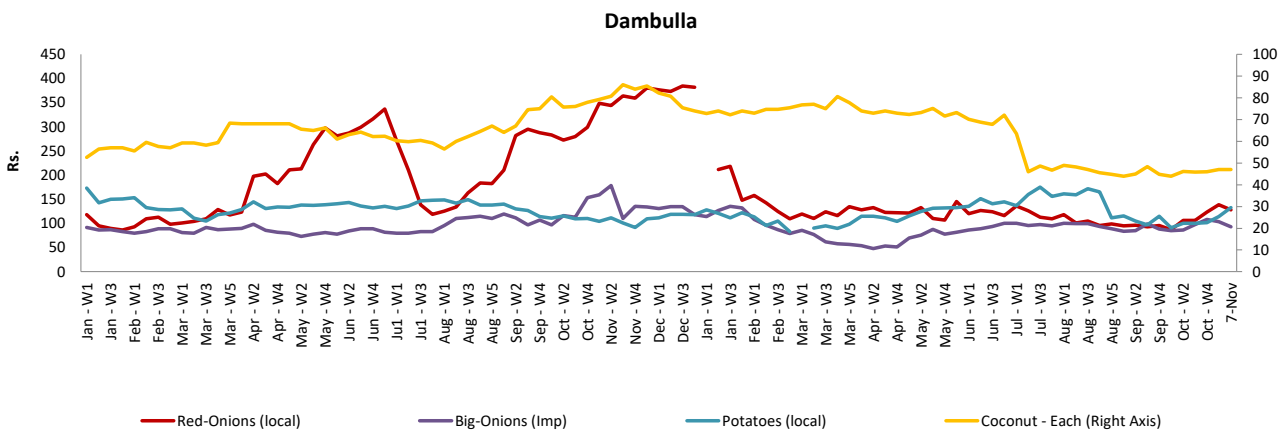
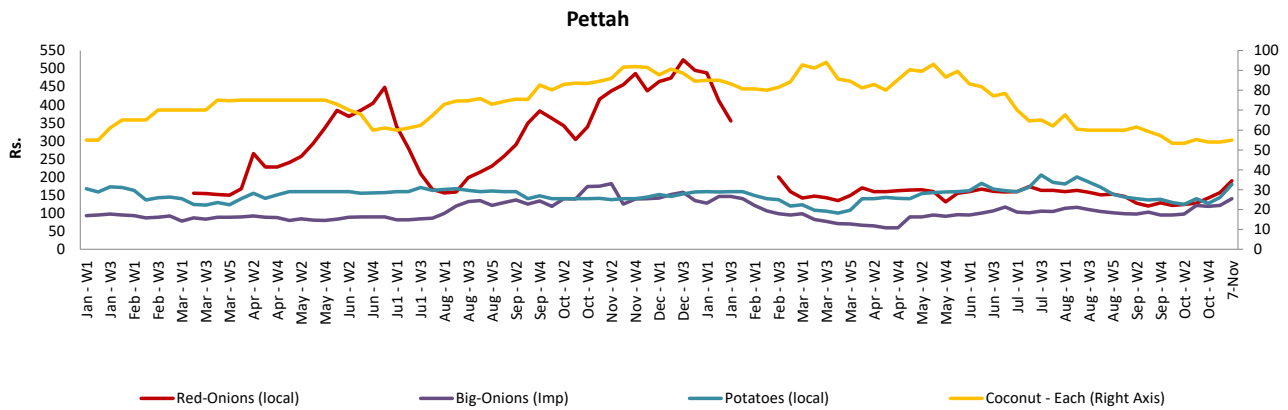
## Other

Item	Unit	Wholesale				Retail			
		Pettah		Dambulla		Pettah		Dambulla	
		Previous Week	Today	Previous Week	Today	Previous Week	Today	Previous Week	Today
Red-Onions (local)	Rs./Kg	123.00	160.00	128.00	118.00	157.00	190.00	139.00	128.00
Red-Onions (Imp)	Rs./Kg	n.a.	160.00	n.a.	148.00	n.a.	190.00	n.a.	158.00
Big-Onions (local)	Rs./Kg	85.00	95.00	93.00	88.00	107.00	120.00	104.00	98.00
Big-Onions (Imp)	Rs./Kg	101.00	100.00	94.00	83.00	122.00	140.00	104.00	93.00
Potatoes (local)	Rs./Kg	102.00	145.00	104.00	123.00	144.00	180.00	114.00	133.00
Potatoes (Imp)	Rs./Kg	90.00	120.00			108.00	140.00		
Dried Chillies (Imp)	Rs./Kg	246.00	245.00	241.00	233.00	290.00	290.00	251.00	243.00
Coconut	Rs./Nut	46.00	45.00	41.00	41.00	54.00	55.00	47.00	47.00
Coconut oil	Rs./Ltr	320.00	320.00			340.00	340.00		
Dhal	Rs./Kg	103.00	103.00			116.00	115.00		
Sugar	Rs./Kg	103.00	103.00			108.00	108.00		
Eggs	Rs./Each	12.10	13.00			13.05	14.00		
Katta	Rs./Kg	900.00	900.00			950.00	950.00		
Sprats	Rs./Kg	500.00	500.00			550.00	550.00		

Price increased by more than 5% compared to previous week average price.

Price decreased by more than 5% compared to previous week average price.

### Retail Prices



\* Prices of food commodities may vary due to quality and markets among other factors.