

Daily Price Report

A Summary of Price Developments - 05 November 2018



Vegetables

- Prices of **most vegetable varieties increased** in **Dambulla** market due to **low supply** from Mahiyangana, Melsiripura, Jaffna and Nuwaraeliya areas.
- However, **vegetable prices** in **Pettah** market **demonstrated mixed movements**.



Fruits

- Prices of **imported Apple** and **Orange decreased** in **Pettah market** due to **high level of stock availability**.



Other

- Price of **local Potatoes increased** in both **Pettah** and **Dambulla** markets due to **low supply** from **Nuwaraeliya** area while prices of **imported Potatoes** also **increased** due to **low availability of Pakistan varieties**.



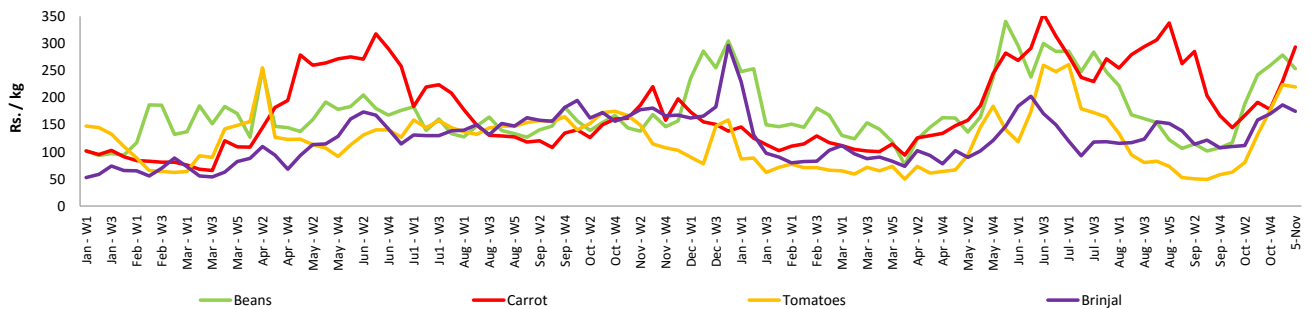
Wholesale and Retail Prices of Selected Food Commodities - 2018-11-05

Vegetables

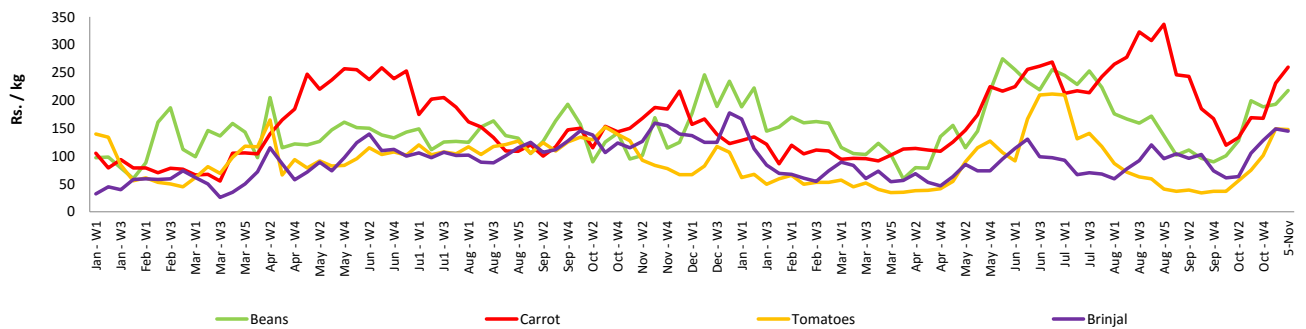
Item	Unit	Wholesale				Retail			
		Pettah		Dambulla		Pettah		Dambulla	
		Previous Week	Today	Previous Week	Today	Previous Week	Today	Previous Week	Today
Beans	Rs./Kg	233.00	217.00	173.00	198.00	279.00	253.00	193.00	218.00
Carrot	Rs./Kg	191.00	233.00	211.00	240.00	230.00	293.00	231.00	260.00
Cabbage	Rs./Kg	99.00	97.00	69.00	95.00	140.00	140.00	87.00	115.00
Tomatoes	Rs./Kg	174.00	180.00	129.00	128.00	224.00	220.00	149.00	148.00
Brinjal	Rs./Kg	138.00	137.00	129.00	125.00	187.00	175.00	149.00	145.00
Pumpkin	Rs./Kg	50.00	57.00	39.00	58.00	75.00	83.00	57.00	78.00
Snake gourd	Rs./Kg	155.00	130.00	95.00	115.00	199.00	168.00	115.00	135.00

- Price increased by more than 5% compared to previous week average price.
- Price decreased by more than 5% compared to previous week average price.

Retail Prices Pettah



Dambulla



Wholesale and Retail Prices of Selected Food Commodities - 2018-11-05

Rice

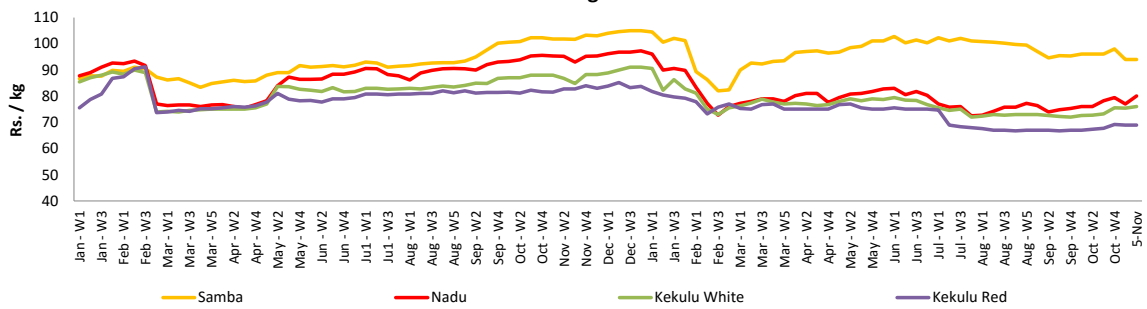
Item	Unit	Wholesale				Retail	
		Maradaghamula		Pettah		Pettah	
		Previous Week	Today	Previous Week	Today	Previous Week	Today
Samba	Rs./Kg	94.00	94.00	98.00	97.00	106.00	105.00
Nadu	Rs./Kg	77.00	80.00	80.00	80.00	90.00	90.00
Kekulu White	Rs./Kg	75.00	76.00	75.00	75.00	85.00	85.00
Kekulu Red	Rs./Kg	69.00	69.00	70.00	70.00	80.00	80.00

Price increased by more than 5% compared to previous week average price.

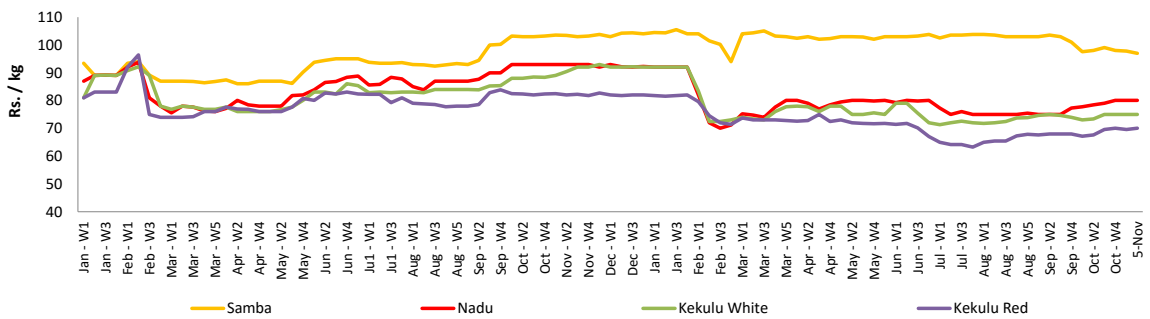
Price decreased by more than 5% compared to previous week average price.

Wholesale Prices

Marandaghamula

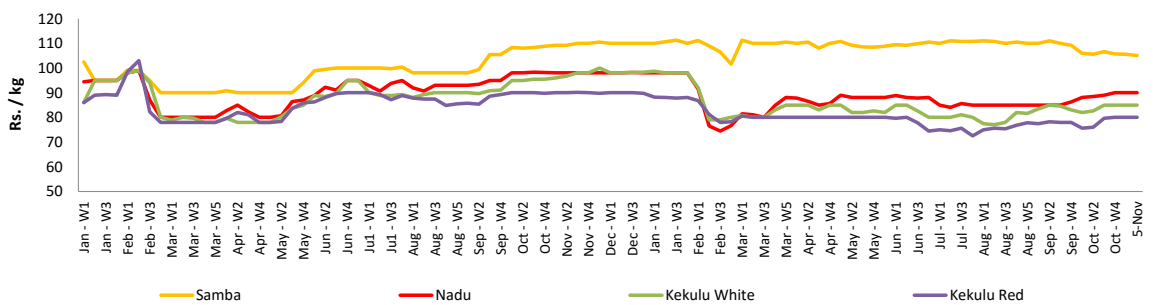


Pettah



Retail Prices

Pettah



Wholesale and Retail Prices of Selected Food Commodities - 2018-11-05

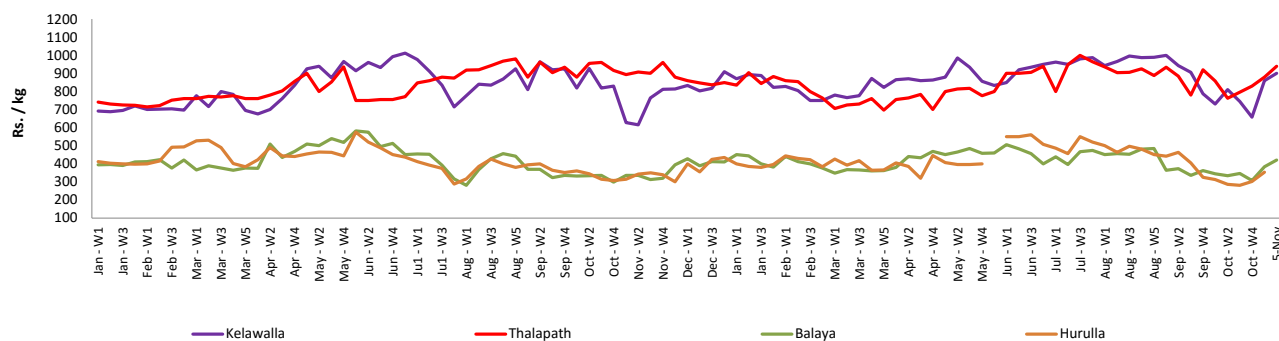
Fish

Item	Unit	Wholesale				Retail			
		Peliyagoda		Negombo		Peliyagoda		Negombo	
		Previous Week	Today	Previous Week	Today	Previous Week	Today	Previous Week	Today
Kelawalla	Rs./Kg	532.00	580.00	478.00	480.00	860.00	900.00	652.00	650.00
Thalapath	Rs./Kg	704.00	720.00	702.00	720.00	880.00	940.00	880.00	900.00
Balaya	Rs./Kg	284.00	320.00	254.00	260.00	384.00	420.00	390.00	420.00
Paraw	Rs./Kg	500.00	n.a.	484.00	500.00	888.00	n.a.	652.00	670.00
Salaya	Rs./Kg	96.00	100.00	112.00	110.00	142.00	140.00	190.00	170.00
Hurulla	Rs./Kg	254.00	n.a.	238.00	200.00	354.00	n.a.	318.00	300.00

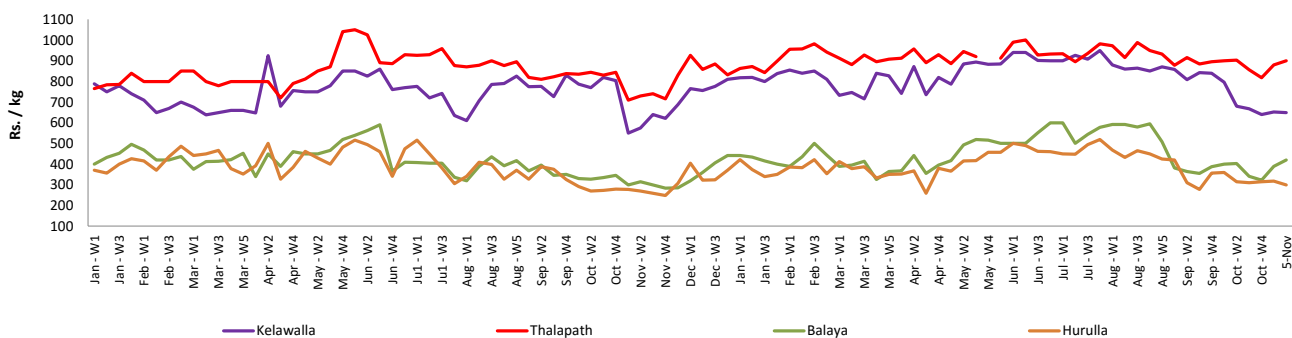
- Price increased by more than 5% compared to previous week average price.
- Price decreased by more than 5% compared to previous week average price.

Retail Prices

Peliyagoda



Negombo



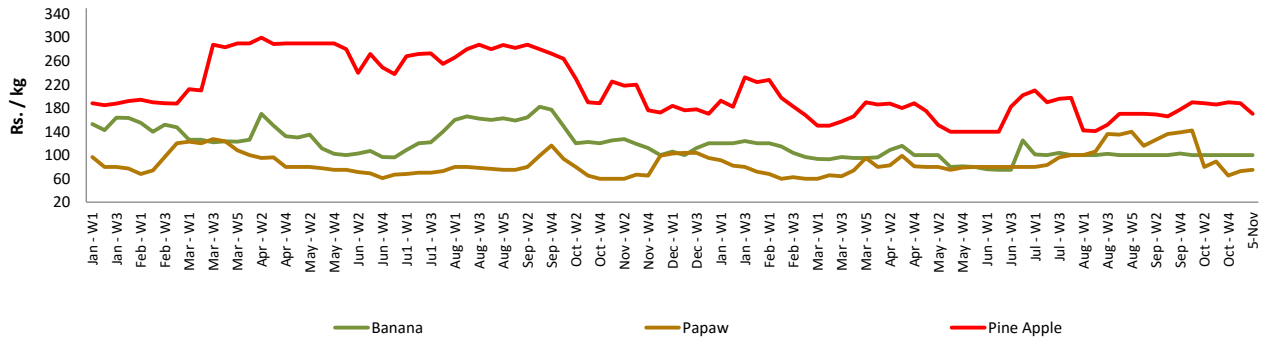
Wholesale and Retail Prices of Selected Food Commodities - 2018-11-05

Fruits

Item	Unit	Wholesale		Retail	
		Pettah			
		Previous Week	Today	Previous Week	Today
Banana (Sour)	Rs./Kg	60.00	60.00	100.00	100.00
Papaw	Rs./Kg	40.00	40.00	73.00	75.00
Pineapple	Rs./Kg	137.00	140.00	188.00	170.00
Apple (Imp)	Rs./Each			57.00	50.00
Orange (Imp)	Rs./Each			56.00	48.00

- Price increased by more than 5% compared to previous week average price.
- Price decreased by more than 5% compared to previous week average price.

Retail - Pettah



Wholesale and Retail Prices of Selected Food Commodities - 2018-11-05

Other

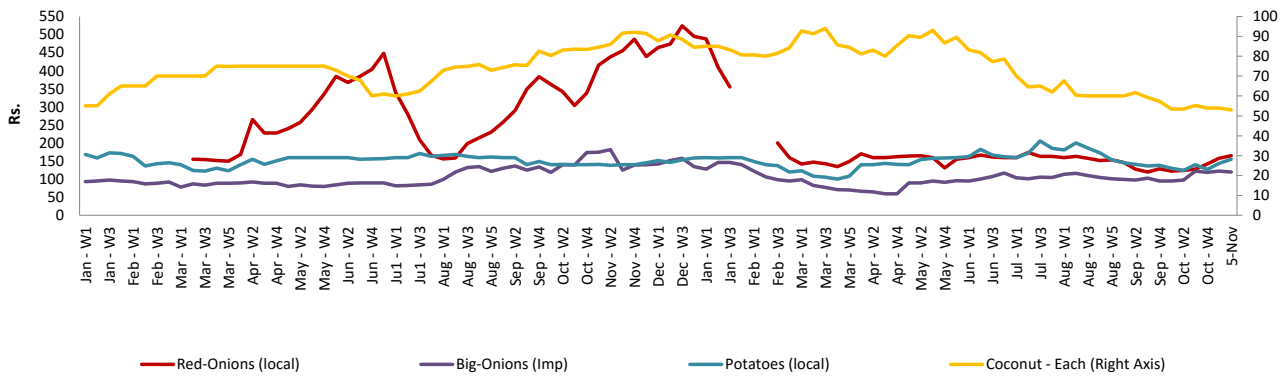
Item	Unit	Wholesale				Retail			
		Pettah		Dambulla		Pettah		Dambulla	
		Previous Week	Today	Previous Week	Today	Previous Week	Today	Previous Week	Today
Red-Onions (local)	Rs./Kg	123.00	130.00	128.00	115.00	157.00	165.00	139.00	128.00
Red-Onions (Imp)	Rs./Kg	n.a.	n.a.	n.a.	n.a.	n.a.	n.a.	n.a.	n.a.
Big-Onions (local)	Rs./Kg	85.00	90.00	93.00	97.00	107.00	115.00	104.00	108.00
Big-Onions (Imp)	Rs./Kg	101.00	100.00	94.00	93.00	122.00	120.00	104.00	103.00
Potatoes (local)	Rs./Kg	102.00	130.00	104.00	113.00	144.00	155.00	114.00	123.00
Potatoes (Imp)	Rs./Kg	90.00	120.00			108.00	140.00		
Dried Chillies (Imp)	Rs./Kg	246.00	245.00	241.00	248.00	290.00	290.00	251.00	258.00
Coconut	Rs./Nut	46.00	45.00	41.00	41.00	54.00	53.00	47.00	47.00
Coconut oil	Rs./Ltr	320.00	320.00			340.00	340.00		
Dhal	Rs./Kg	103.00	103.00			116.00	115.00		
Sugar	Rs./Kg	103.00	103.00			108.00	108.00		
Eggs	Rs./Each	12.10	13.00			13.05	14.00		
Katta	Rs./Kg	900.00	900.00			950.00	950.00		
Sprats	Rs./Kg	500.00	500.00			550.00	550.00		

Price increased by more than 5% compared to previous week average price.

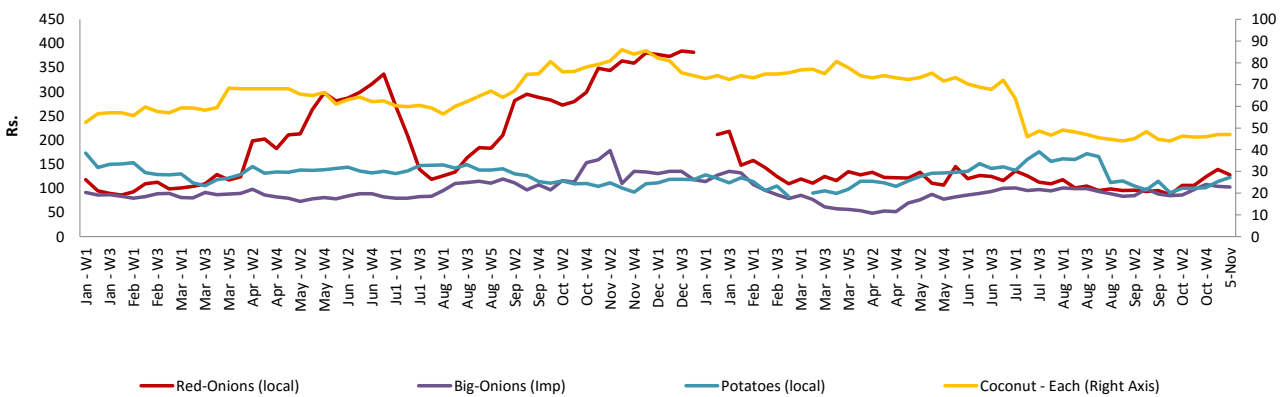
Price decreased by more than 5% compared to previous week average price.

Retail Prices

Pettah



Dambulla



* Prices of food commodities may vary due to quality and markets among other factors.