

# Daily Price Report

---

A Summary of Price Developments - 31 October 2018

---



## Vegetables

- Prices of **most vegetable varieties increased** in both **Pettah** and **Dambulla** markets.
- Prices of **Carrot** and **Tomatoes increased significantly** due to **low supply** from **Nuwara Eliya** and **Sooriyawewa** areas respectively.



## Fish

- Prices of **fish varieties increased** in both **Peliyagoda** and **Negombo** markets due to **low supply** from **North Western** and **Southern** coastal areas.



## Other

- Price of **local Potatoes increased** in both **Pettah** and **Dambulla** markets due to **low supply** from **Welimada** area.
- **Egg** prices **increased** in **Pettah** market reversing the **decreasing** trend observed since end of August.



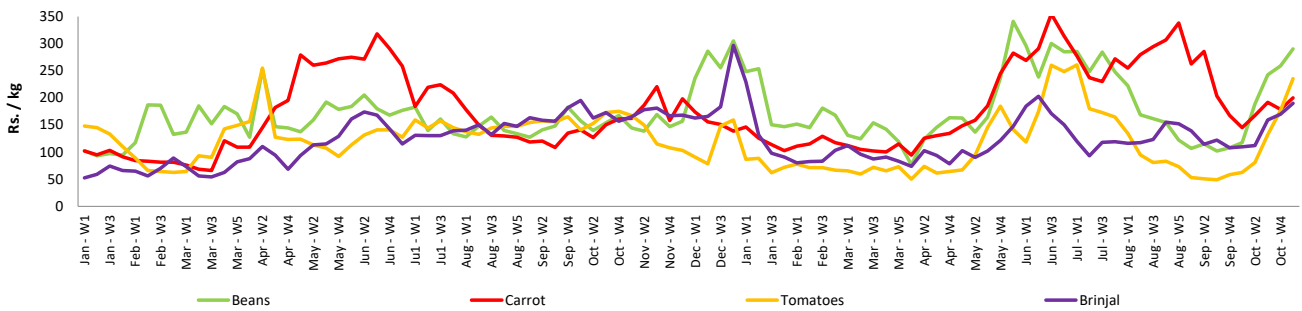
# Wholesale and Retail Prices of Selected Food Commodities - 2018-10-31

## Vegetables

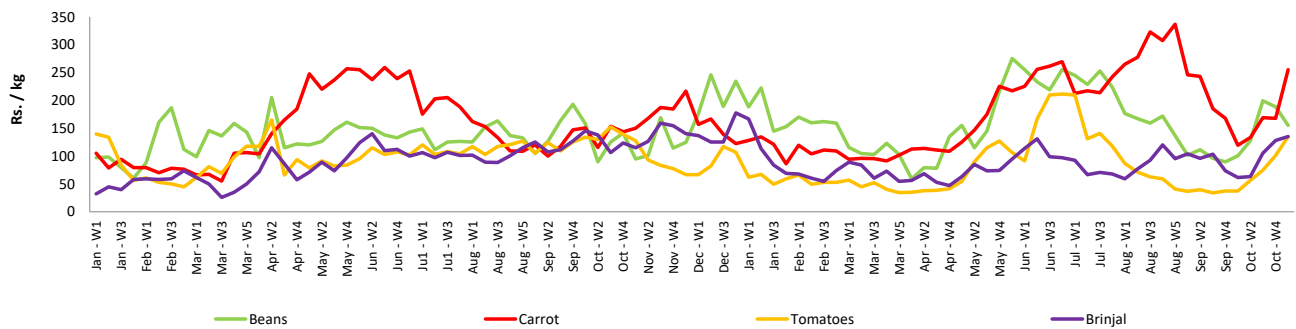
Item	Unit	Wholesale				Retail			
		Pettah		Dambulla		Pettah		Dambulla	
		Previous Week	Today	Previous Week	Today	Previous Week	Today	Previous Week	Today
Beans	Rs./Kg	203.00	247.00	168.00	135.00	259.00	290.00	188.00	155.00
Carrot	Rs./Kg	142.00	153.00	148.00	235.00	178.00	200.00	168.00	255.00
Cabbage	Rs./Kg	94.00	93.00	62.00	68.00	138.00	130.00	82.00	88.00
Tomatoes	Rs./Kg	129.00	183.00	81.00	115.00	177.00	235.00	101.00	135.00
Brinjal	Rs./Kg	130.00	143.00	108.00	115.00	170.00	190.00	128.00	135.00
Pumpkin	Rs./Kg	48.00	47.00	31.00	35.00	79.00	73.00	51.00	55.00
Snake gourd	Rs./Kg	120.00	157.00	105.00	85.00	158.00	193.00	125.00	105.00

- Price increased by more than 5% compared to previous week average price.
- Price decreased by more than 5% compared to previous week average price.

### Retail Prices Pettah



### Dambulla



## Wholesale and Retail Prices of Selected Food Commodities - 2018-10-31

### Rice

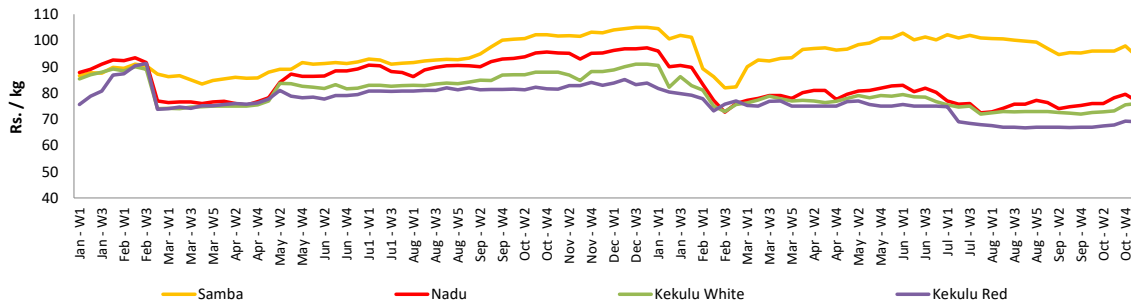
Item	Unit	Wholesale				Retail	
		Maradaghamula		Pettah		Pettah	
		Previous Week	Today	Previous Week	Today	Previous Week	Today
Samba	Rs./Kg	98.00	94.00	98.00	97.00	106.00	105.00
Nadu	Rs./Kg	80.00	77.00	80.00	80.00	90.00	90.00
Kekulu White	Rs./Kg	76.00	76.00	75.00	75.00	85.00	85.00
Kekulu Red	Rs./Kg	69.00	69.00	70.00	70.00	80.00	80.00

Price increased by more than 5% compared to previous week average price.

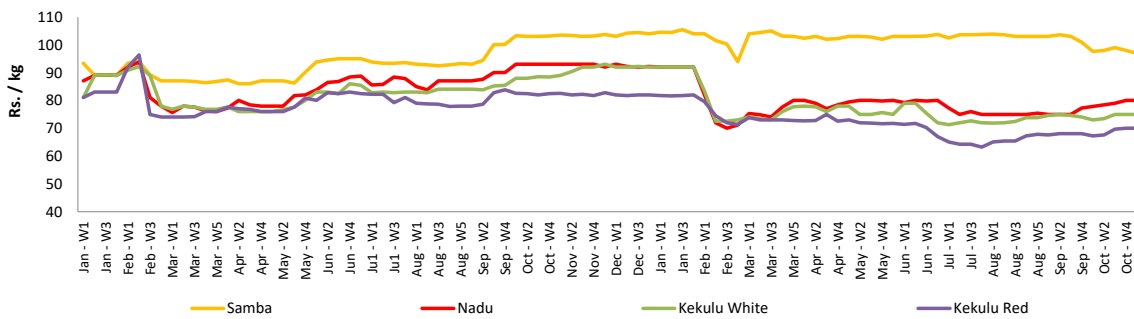
Price decreased by more than 5% compared to previous week average price.

### Wholesale Prices

#### Marandaghamula

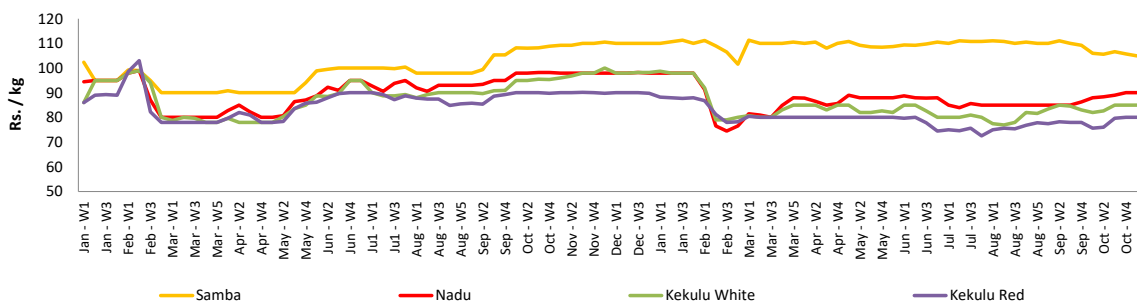


#### Pettah



### Retail Prices

#### Pettah



## Wholesale and Retail Prices of Selected Food Commodities - 2018-10-31

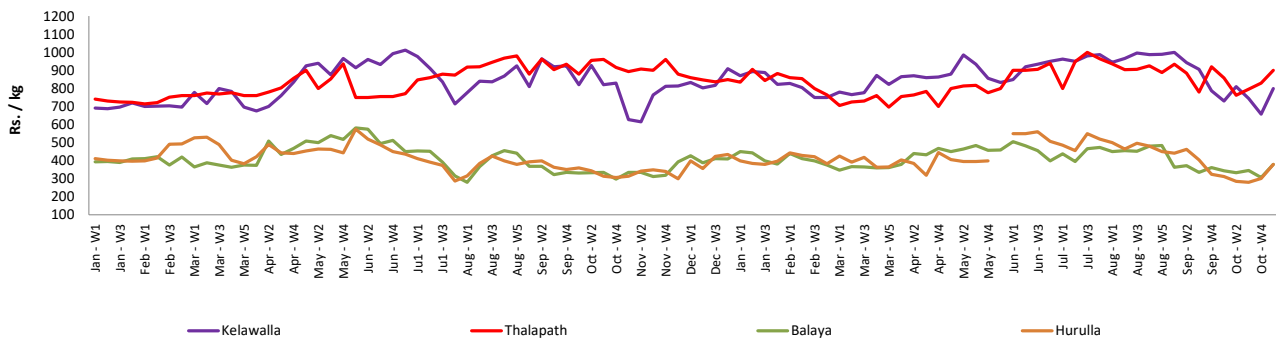
### Fish

Item	Unit	Wholesale				Retail			
		Peliyagoda		Negombo		Peliyagoda		Negombo	
		Previous Week	Today	Previous Week	Today	Previous Week	Today	Previous Week	Today
Kelawalla	Rs./Kg	440.00	450.00	465.00	480.00	658.00	800.00	640.00	650.00
Thalapath	Rs./Kg	653.00	720.00	648.00	720.00	830.00	900.00	818.00	900.00
Balaya	Rs./Kg	208.00	280.00	215.00	300.00	308.00	380.00	323.00	400.00
Paraw	Rs./Kg	357.00	550.00	470.00	460.00	657.00	950.00	658.00	620.00
Salaya	Rs./Kg	93.00	100.00	108.00	120.00	135.00	150.00	178.00	200.00
Hurulla	Rs./Kg	203.00	280.00	230.00	250.00	303.00	380.00	315.00	330.00

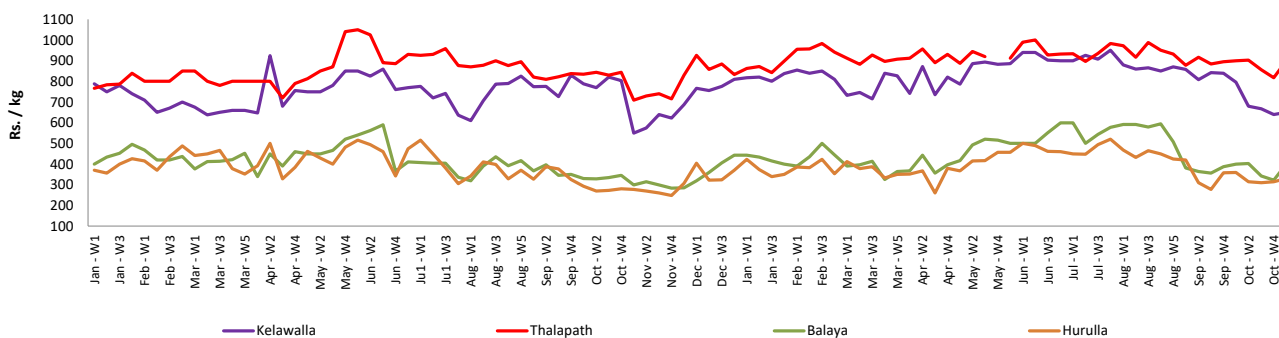
- Price increased by more than 5% compared to previous week average price.
- Price decreased by more than 5% compared to previous week average price.

### Retail Prices

#### Peliyagoda



#### Negombo



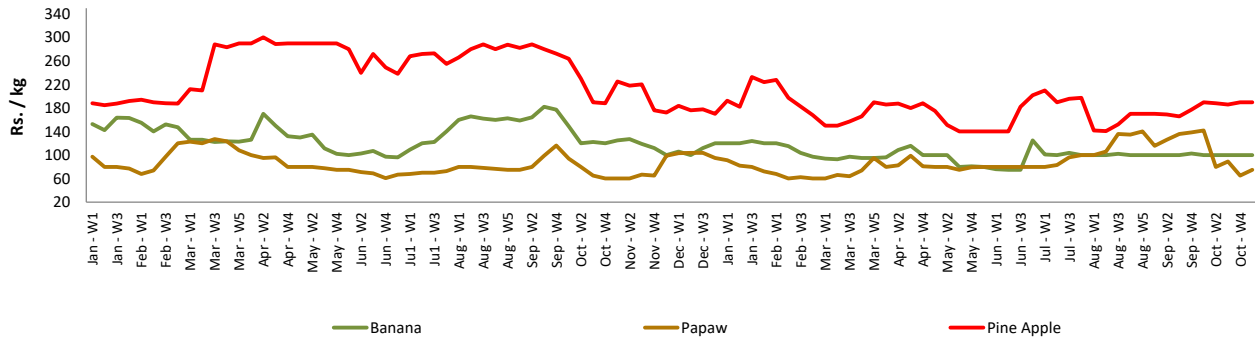
## Wholesale and Retail Prices of Selected Food Commodities - 2018-10-31

### Fruits

Item	Unit	Wholesale		Retail	
		Pettah			
		Previous Week	Today	Previous Week	Today
Banana (Sour)	Rs./Kg	60.00	60.00	100.00	100.00
Papaw	Rs./Kg	40.00	40.00	65.00	75.00
Pineapple	Rs./Kg	140.00	140.00	190.00	190.00
Apple (Imp)	Rs./Each			58.00	58.00
Orange (Imp)	Rs./Each			56.00	58.00

- Price increased by more than 5% compared to previous week average price.
- Price decreased by more than 5% compared to previous week average price.

Retail - Pettah



# Wholesale and Retail Prices of Selected Food Commodities - 2018-10-31

## Other

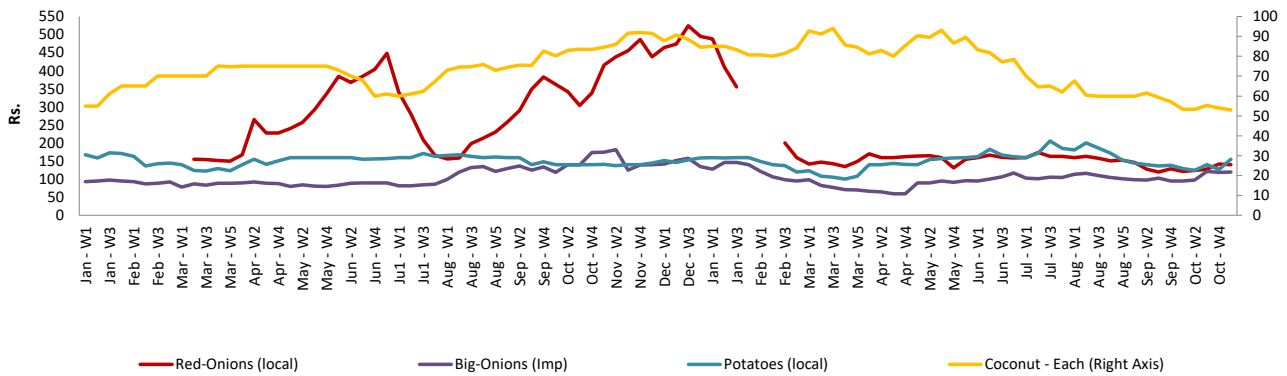
Item	Unit	Wholesale				Retail			
		Pettah		Dambulla		Pettah		Dambulla	
		Previous Week	Today	Previous Week	Today	Previous Week	Today	Previous Week	Today
Red-Onions (local)	Rs./Kg	106.00	120.00	110.00	128.00	142.00	140.00	124.00	138.00
Red-Onions (Imp)	Rs./Kg	n.a.	n.a.	n.a.	n.a.	n.a.	n.a.	n.a.	n.a.
Big-Onions (local)	Rs./Kg	89.00	90.00	80.00	88.00	111.00	110.00	93.00	98.00
Big-Onions (Imp)	Rs./Kg	93.00	100.00	98.00	87.00	119.00	120.00	108.00	97.00
Potatoes (local)	Rs./Kg	90.00	110.00	92.00	103.00	127.00	155.00	101.00	113.00
Potatoes (Imp)	Rs./Kg	82.00	95.00			99.00	110.00		
Dried Chillies (Imp)	Rs./Kg	245.00	245.00	239.00	248.00	290.00	290.00	249.00	258.00
Coconut	Rs./Nut	46.00	45.00	40.00	41.00	54.00	53.00	46.00	47.00
Coconut oil	Rs./Ltr	320.00	320.00			340.00	340.00		
Dhal	Rs./Kg	103.00	103.00			115.00	115.00		
Sugar	Rs./Kg	103.00	103.00			108.00	108.00		
Eggs	Rs./Each	11.08	12.50			12.00	13.50		
Katta	Rs./Kg	900.00	900.00			950.00	950.00		
Sprats	Rs./Kg	500.00	500.00			550.00	550.00		

Price increased by more than 5% compared to previous week average price.

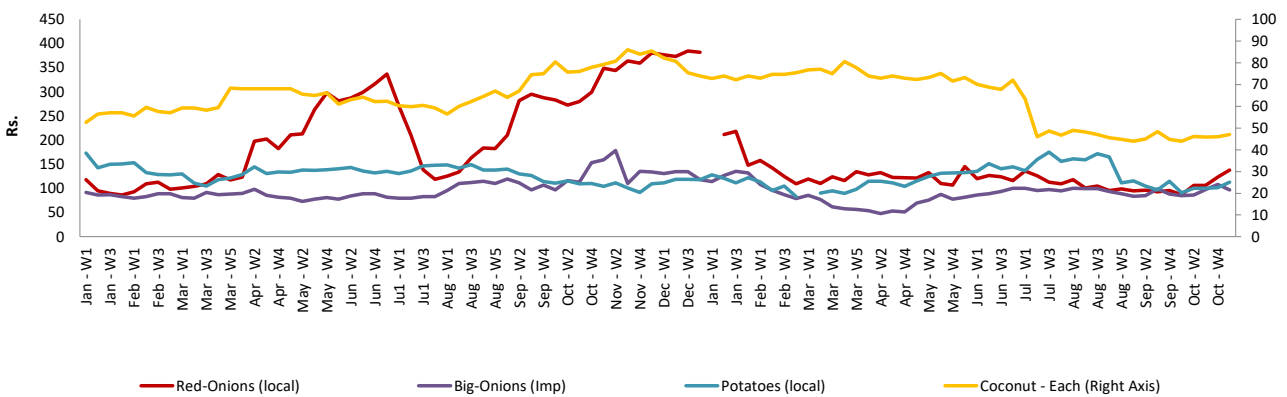
Price decreased by more than 5% compared to previous week average price.

## Retail Prices

### Pettah



### Dambulla



\* Prices of food commodities may vary due to quality and markets among other factors.