

Daily Price Report

A Summary of Price Developments - 26 October 2018



Vegetables

- Prices of **most vegetable varieties increased** in both **Pettah** and **Dambulla** markets due to **low supply** from **Sooriyawewa** and **Embiliptiya** areas.



Fish

- Prices of **fish varieties demonstrated mixed movements** in both **Peliyagoda** and **Negombo** markets.



Other

- Price of **local Red Onions increased** in both **Pettah** and **Dambulla** markets due to **low supply from Jaffna**.



Statistics Department
Central Bank of Sri Lanka

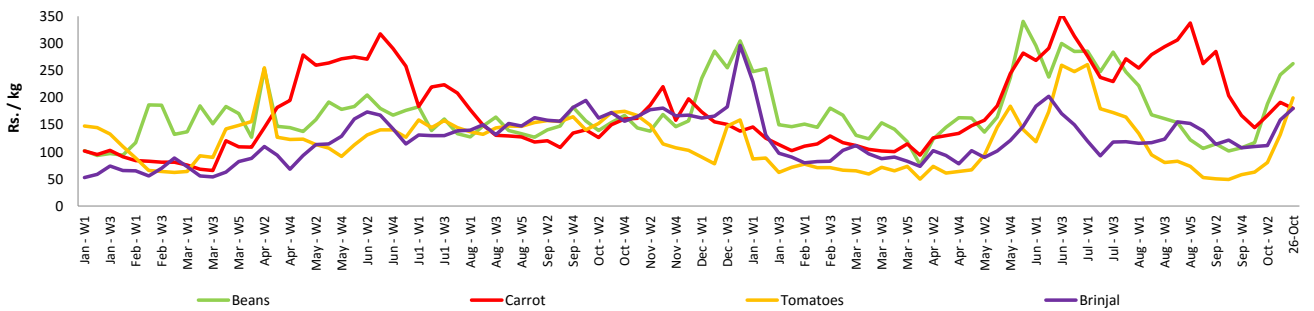
Wholesale and Retail Prices of Selected Food Commodities - 2018-10-26

Vegetables

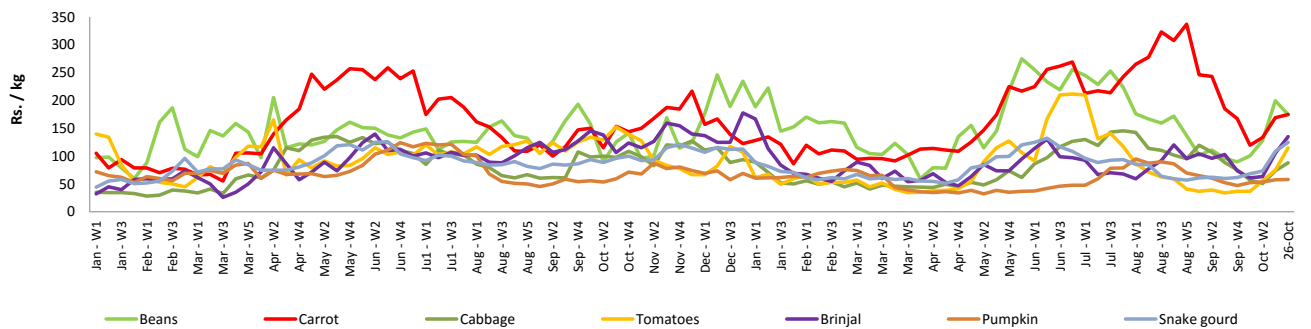
Item	Unit	Wholesale				Retail			
		Pettah		Dambulla		Pettah		Dambulla	
		Previous Week	Today	Previous Week	Today	Previous Week	Today	Previous Week	Today
Beans	Rs./Kg	204.00	187.00	180.00	155.00	242.00	263.00	200.00	175.00
Carrot	Rs./Kg	146.00	137.00	149.00	155.00	192.00	180.00	169.00	175.00
Cabbage	Rs./Kg	98.00	90.00	54.00	68.00	142.00	145.00	74.00	88.00
Tomatoes	Rs./Kg	91.00	150.00	55.00	95.00	132.00	200.00	75.00	115.00
Brinjal	Rs./Kg	117.00	137.00	85.00	115.00	159.00	180.00	105.00	135.00
Pumpkin	Rs./Kg	45.00	62.00	37.00	38.00	77.00	80.00	57.00	58.00
Snake gourd	Rs./Kg	120.00	120.00	88.00	105.00	159.00	157.00	108.00	125.00

- Price increased by more than 5% compared to previous week average price.
- Price decreased by more than 5% compared to previous week average price.

Retail Prices Pettah



Dambulla



Wholesale and Retail Prices of Selected Food Commodities - 2018-10-26

Rice

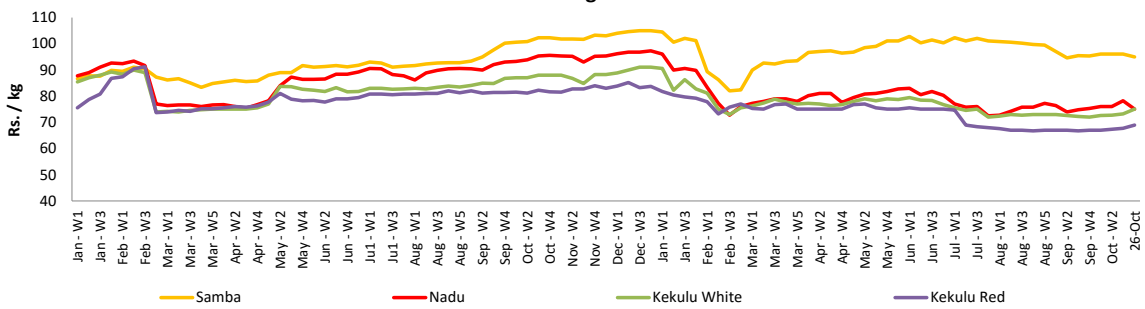
Item	Unit	Wholesale				Retail	
		Maradaghamula		Pettah		Pettah	
		Previous Week	Today	Previous Week	Today	Previous Week	Today
Samba	Rs./Kg	96.00	95.00	99.00	101.00	107.00	108.00
Nadu	Rs./Kg	78.00	75.00	79.00	80.00	89.00	90.00
Kekulu White	Rs./Kg	73.00	75.00	75.00	75.00	85.00	85.00
Kekulu Red	Rs./Kg	68.00	69.00	70.00	70.00	80.00	80.00

Price increased by more than 5% compared to previous week average price.

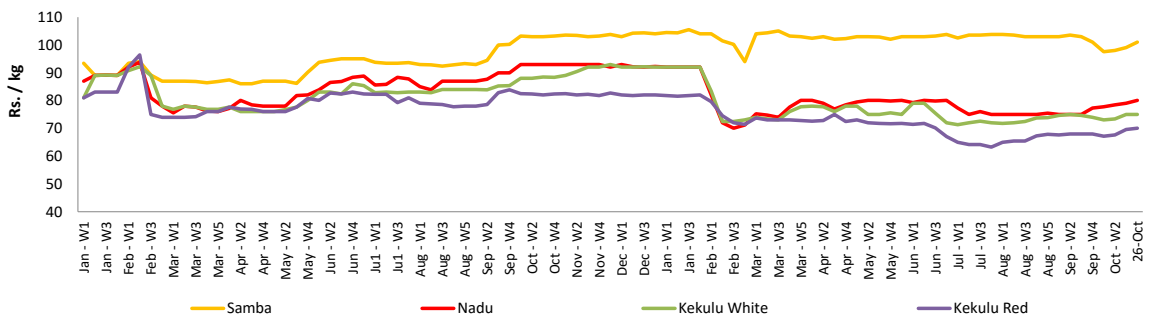
Price decreased by more than 5% compared to previous week average price.

Wholesale Prices

Marandaghamula

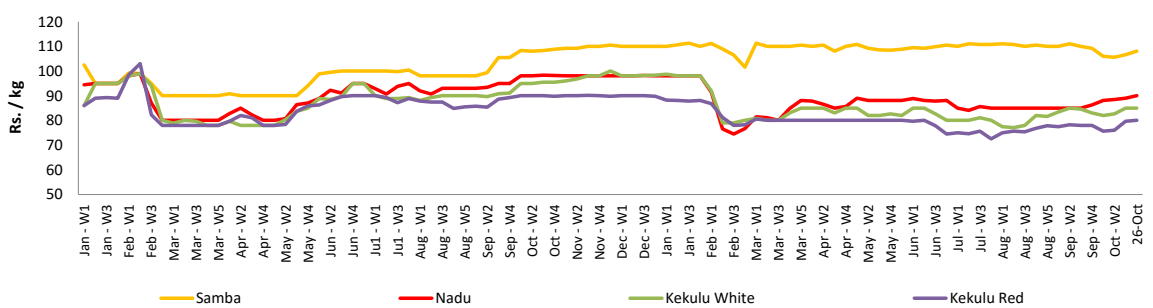


Pettah



Retail Prices

Pettah



Wholesale and Retail Prices of Selected Food Commodities - 2018-10-26

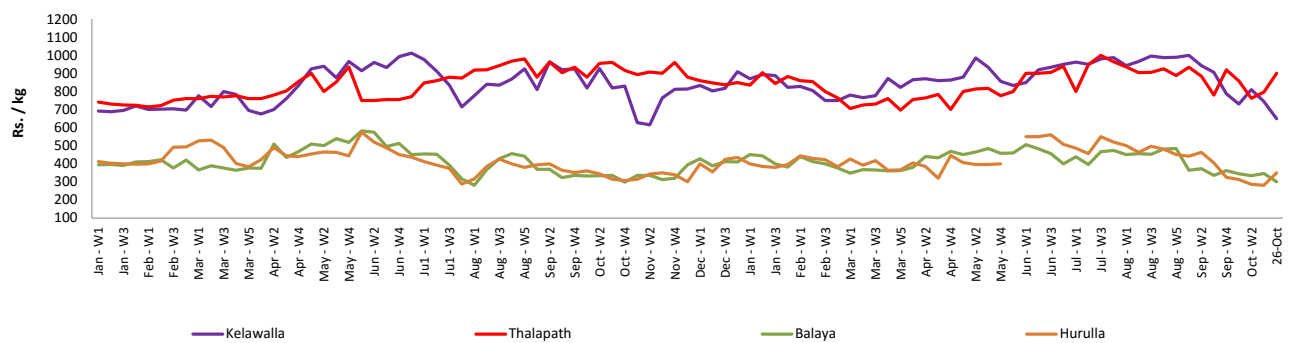
Fish

Item	Unit	Wholesale				Retail			
		Peliyagoda		Negombo		Peliyagoda		Negombo	
		Previous Week	Today	Previous Week	Today	Previous Week	Today	Previous Week	Today
Kelawalla	Rs./Kg	492.00	430.00	492.00	450.00	744.00	650.00	668.00	630.00
Thalapath	Rs./Kg	628.00	720.00	674.00	650.00	796.00	900.00	856.00	800.00
Balaya	Rs./Kg	246.00	200.00	212.00	280.00	346.00	300.00	342.00	340.00
Paraw	Rs./Kg	513.00	450.00	486.00	480.00	813.00	750.00	692.00	650.00
Salaya	Rs./Kg	108.00	90.00	92.00	100.00	144.00	140.00	144.00	180.00
Hurulla	Rs./Kg	180.00	250.00	218.00	220.00	280.00	350.00	310.00	300.00

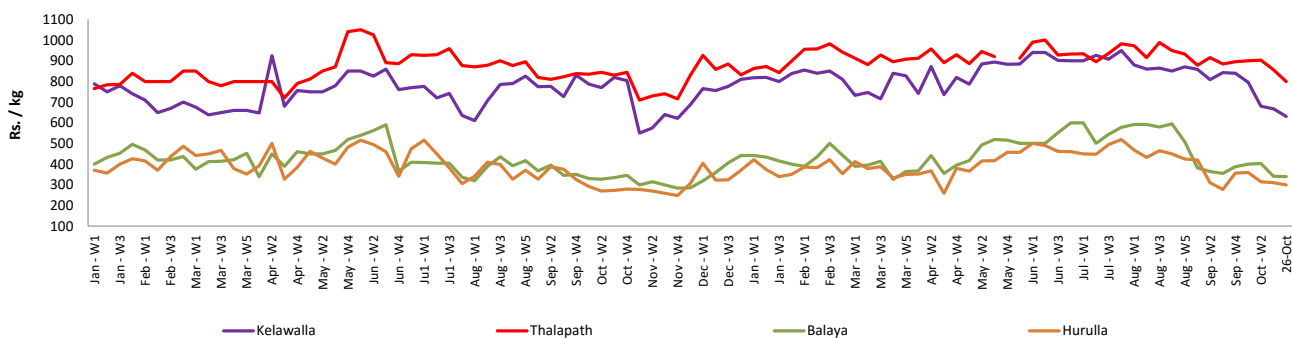
- Price increased by more than 5% compared to previous week average price.
- Price decreased by more than 5% compared to previous week average price.

Retail Prices

Peliyagoda



Negombo



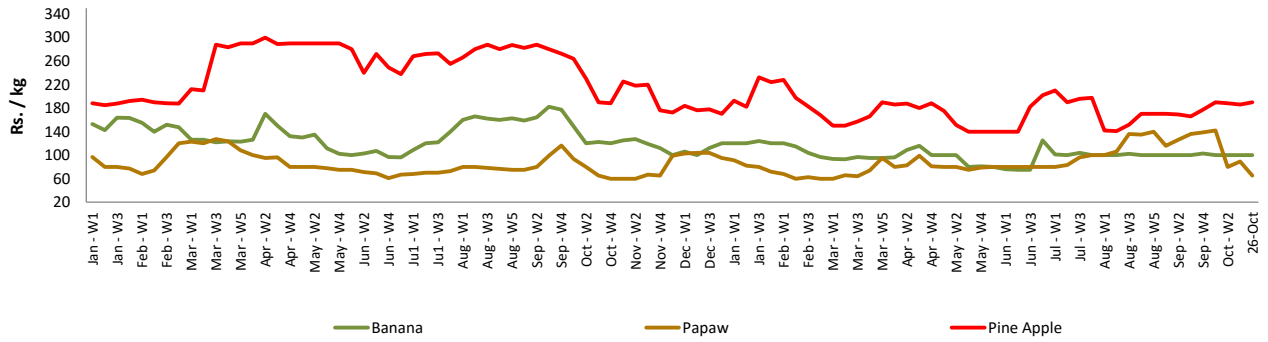
Wholesale and Retail Prices of Selected Food Commodities - 2018-10-26

Fruits

Item	Unit	Wholesale		Retail	
		Pettah			
		Previous Week	Today	Previous Week	Today
Banana (Sour)	Rs./Kg	60.00	60.00	100.00	100.00
Papaw	Rs./Kg	67.00	40.00	89.00	65.00
Pineapple	Rs./Kg	136.00	140.00	186.00	190.00
Apple (Imp)	Rs./Each			57.00	58.00
Orange (Imp)	Rs./Each			57.00	52.00

- Price increased by more than 5% compared to previous week average price.
- Price decreased by more than 5% compared to previous week average price.

Retail - Pettah



Wholesale and Retail Prices of Selected Food Commodities - 2018-10-26

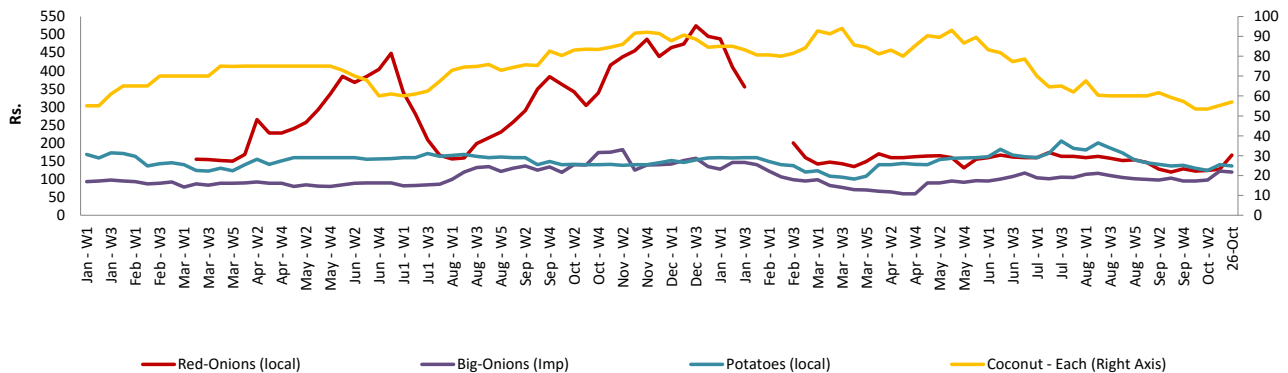
Other

Item	Unit	Wholesale				Retail			
		Pettah		Dambulla		Pettah		Dambulla	
		Previous Week	Today	Previous Week	Today	Previous Week	Today	Previous Week	Today
Red-Onions (local)	Rs./Kg	101.00	130.00	94.00	108.00	128.00	167.00	106.00	118.00
Red-Onions (Imp)	Rs./Kg	n.a.	n.a.	n.a.	0.00	n.a.	n.a.	n.a.	0.00
Big-Onions (local)	Rs./Kg	95.00	85.00	74.00	83.00	122.00	105.00	84.00	93.00
Big-Onions (Imp)	Rs./Kg	95.00	98.00	88.00	123.00	122.00	120.00	98.00	133.00
Potatoes (local)	Rs./Kg	100.00	100.00	90.00	93.00	140.00	137.00	100.00	103.00
Potatoes (Imp)	Rs./Kg	82.00	83.00			101.00	100.00		
Dried Chillies (Imp)	Rs./Kg	246.00	243.00	237.00	237.00	292.00	290.00	247.00	247.00
Coconut	Rs./Nut	46.00	47.00	40.00	41.00	55.00	57.00	46.00	47.00
Coconut oil	Rs./Ltr	320.00	320.00			340.00	340.00		
Dhal	Rs./Kg	101.00	103.00			114.00	115.00		
Sugar	Rs./Kg	102.00	103.00			107.00	108.00		
Eggs	Rs./Each	12.76	11.30			13.76	12.00		
Katta	Rs./Kg	900.00	900.00			950.00	950.00		
Sprats	Rs./Kg	500.00	500.00			550.00	550.00		

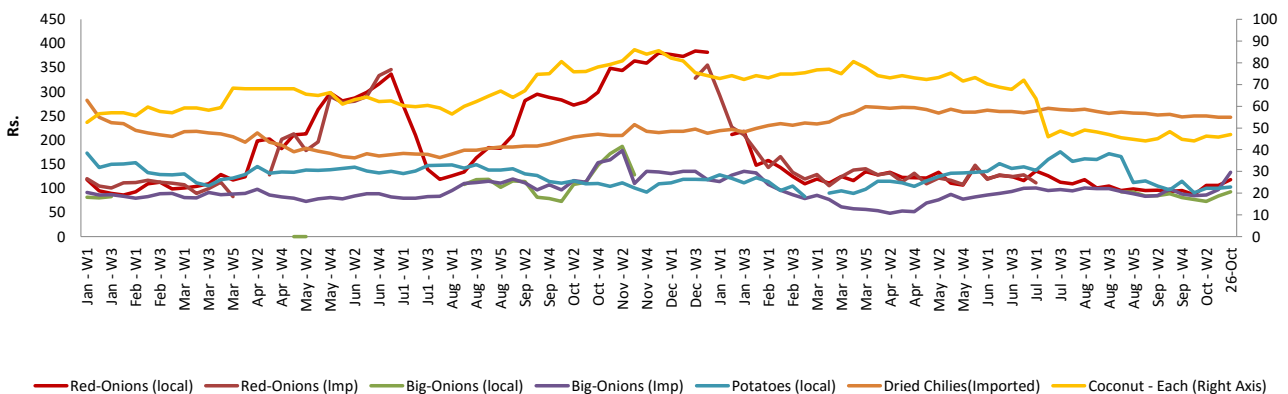
- Price increased by more than 5% compared to previous week average price.
- Price decreased by more than 5% compared to previous week average price.

Retail Prices

Pettah



Dambulla



* Prices of food commodities may vary due to quality and markets among other factors.