

Daily Price Report

A Summary of Price Developments - 09 October 2018



Vegetables

- Prices of **Beans** and **Tomatoes** **increased significantly** in both markets due to **disrupted supply** caused by **prevailing adverse weather** conditions.



Fish

- Prices of **fish** varieties **increased** in **Negombo** market due to **low supply** caused by **adverse weather conditions** while prices in Peliyagoda **demonstrated mixed movements**.



Fruits

- Prices of **Papaw** **decreased** due to **favourable supply** from **Vavunia** district.



Other

- Price of **local Red Onions** **increased** in **Dambulla** market due to **low supply** from **Puttalam** and **Jaffna** areas.
- Price of **Egg** **decreased** in **Pettah** market due to **increased stock levels**.



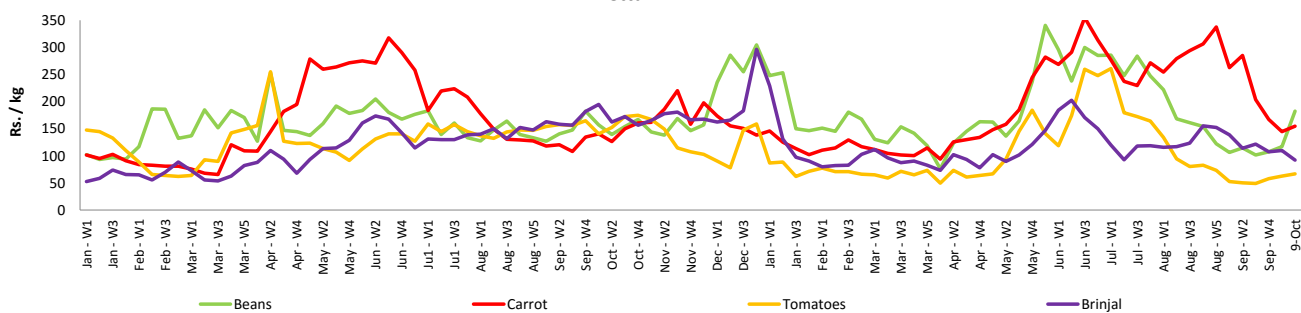
Wholesale and Retail Prices of Selected Food Commodities - 2018-10-09

Vegetables

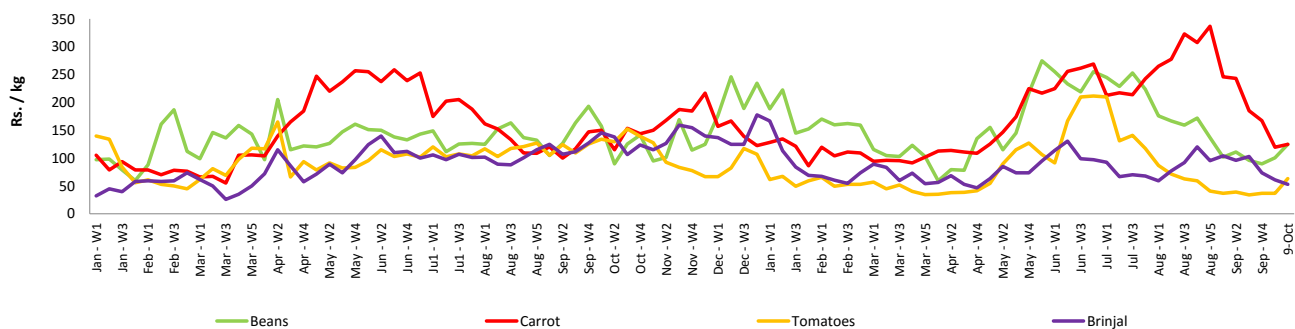
| Item | Unit | Wholesale | | | | Retail | | | |
|-------------|--------|---------------|--------|---------------|--------|---------------|--------|---------------|--------|
| | | Pettah | | Dambulla | | Pettah | | Dambulla | |
| | | Previous Week | Today | Previous Week | Today | Previous Week | Today | Previous Week | Today |
| Beans | Rs./Kg | 86.00 | 153.00 | 81.00 | 105.00 | 117.00 | 183.00 | 101.00 | 125.00 |
| Carrot | Rs./Kg | 109.00 | 123.00 | 100.00 | 105.00 | 145.00 | 155.00 | 120.00 | 125.00 |
| Cabbage | Rs./Kg | 53.00 | 50.00 | 37.00 | 33.00 | 89.00 | 90.00 | 57.00 | 53.00 |
| Tomatoes | Rs./Kg | 36.00 | 34.00 | 17.00 | 43.00 | 63.00 | 67.00 | 37.00 | 63.00 |
| Brinjal | Rs./Kg | 70.00 | 63.00 | 41.00 | 33.00 | 110.00 | 93.00 | 61.00 | 53.00 |
| Pumpkin | Rs./Kg | 36.00 | 35.00 | 33.00 | 38.00 | 68.00 | 60.00 | 53.00 | 58.00 |
| Snake gourd | Rs./Kg | 76.00 | 97.00 | 48.00 | 48.00 | 114.00 | 123.00 | 68.00 | 68.00 |

- Price increased by more than 5% compared to previous week average price.
- Price decreased by more than 5% compared to previous week average price.

Retail Prices Pettah



Dambulla



Wholesale and Retail Prices of Selected Food Commodities - 2018-10-09

Rice

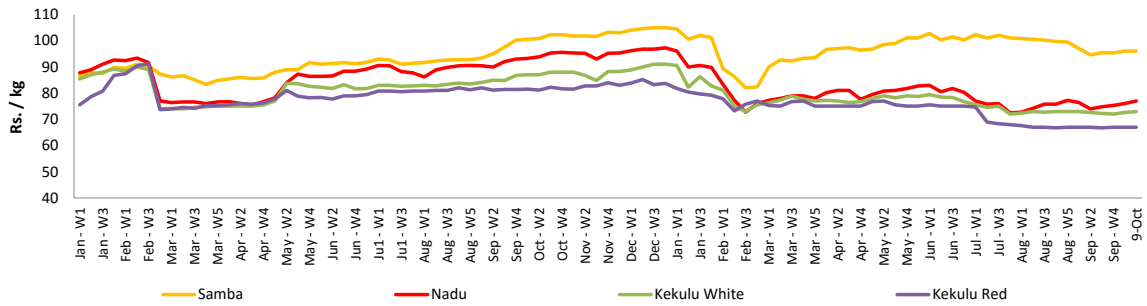
| Item | Unit | Wholesale | | | | Retail | |
|--------------|--------|----------------|-------|---------------|-------|---------------|--------|
| | | Maradagahamula | | Pettah | | Pettah | |
| | | Previous Week | Today | Previous Week | Today | Previous Week | Today |
| Samba | Rs./Kg | 96.00 | 96.00 | 98.00 | 97.00 | 106.00 | 105.00 |
| Nadu | Rs./Kg | 76.00 | 77.00 | 78.00 | 78.00 | 88.00 | 88.00 |
| Kekulu White | Rs./Kg | 73.00 | 73.00 | 73.00 | 73.00 | 82.00 | 82.00 |
| Kekulu Red | Rs./Kg | 67.00 | 67.00 | 67.00 | 67.00 | 76.00 | 75.00 |

Price increased by more than 5% compared to previous week average price.

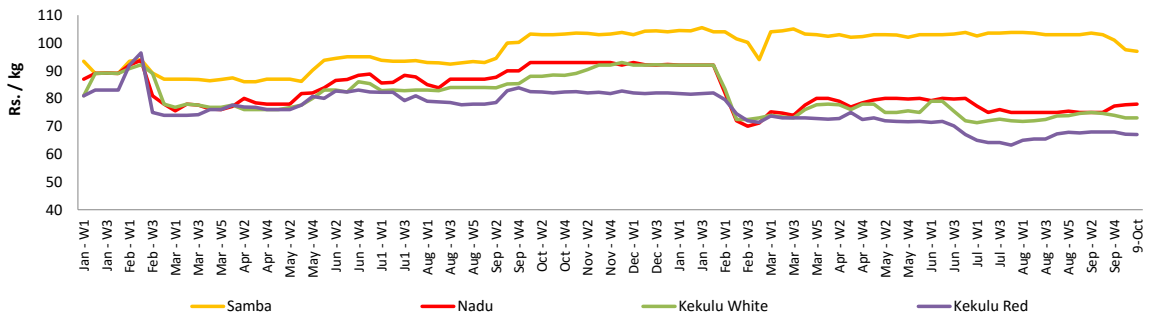
Price decreased by more than 5% compared to previous week average price.

Wholesale Prices

Marandagahamula

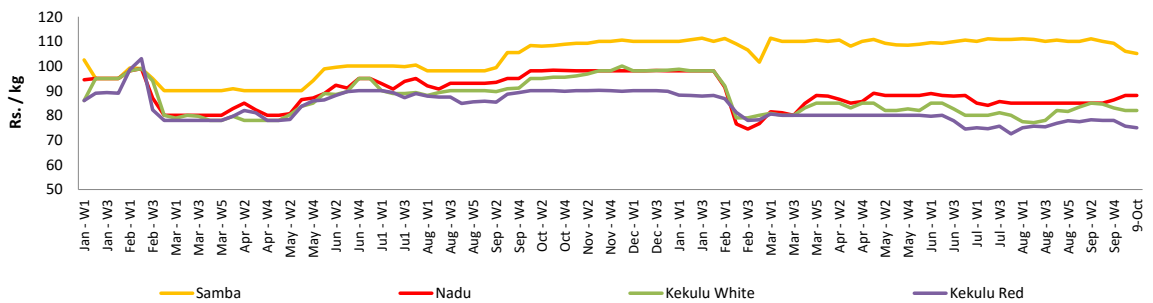


Pettah



Retail Prices

Pettah



Wholesale and Retail Prices of Selected Food Commodities - 2018-10-09

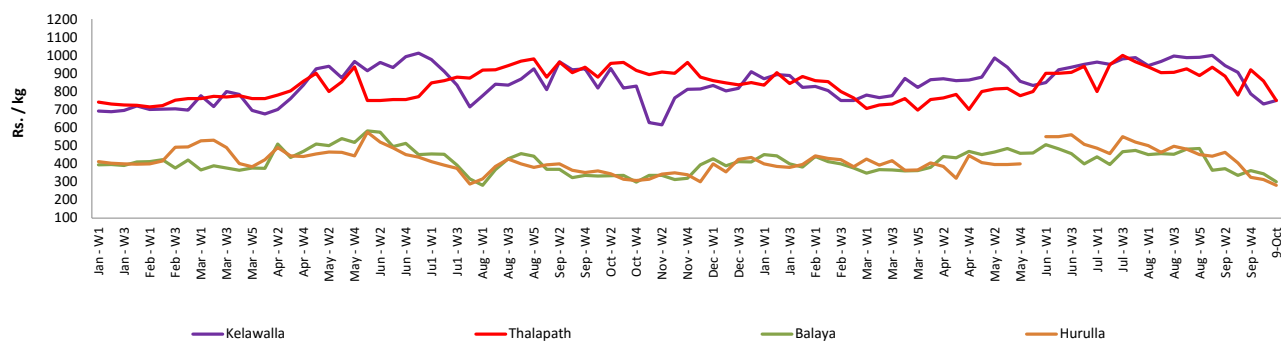
Fish

| Item | Unit | Wholesale | | | | Retail | | | |
|-----------|--------|---------------|--------|---------------|--------|---------------|--------|---------------|--------|
| | | Peliyagoda | | Negombo | | Peliyagoda | | Negombo | |
| | | Previous Week | Today | Previous Week | Today | Previous Week | Today | Previous Week | Today |
| Kelawalla | Rs./Kg | 452.00 | 450.00 | 526.00 | n.a. | 730.00 | 750.00 | 796.00 | n.a. |
| Thalapath | Rs./Kg | 688.00 | 600.00 | 700.00 | 740.00 | 858.00 | 750.00 | 900.00 | 940.00 |
| Balaya | Rs./Kg | 246.00 | 230.00 | 248.00 | 300.00 | 344.00 | 300.00 | 400.00 | 420.00 |
| Paraw | Rs./Kg | 450.00 | 500.00 | 524.00 | 550.00 | 750.00 | 800.00 | 724.00 | 750.00 |
| Salaya | Rs./Kg | 152.00 | 150.00 | 104.00 | 150.00 | 190.00 | 200.00 | 164.00 | 200.00 |
| Hurulla | Rs./Kg | 213.00 | 180.00 | 260.00 | 300.00 | 313.00 | 280.00 | 360.00 | 380.00 |

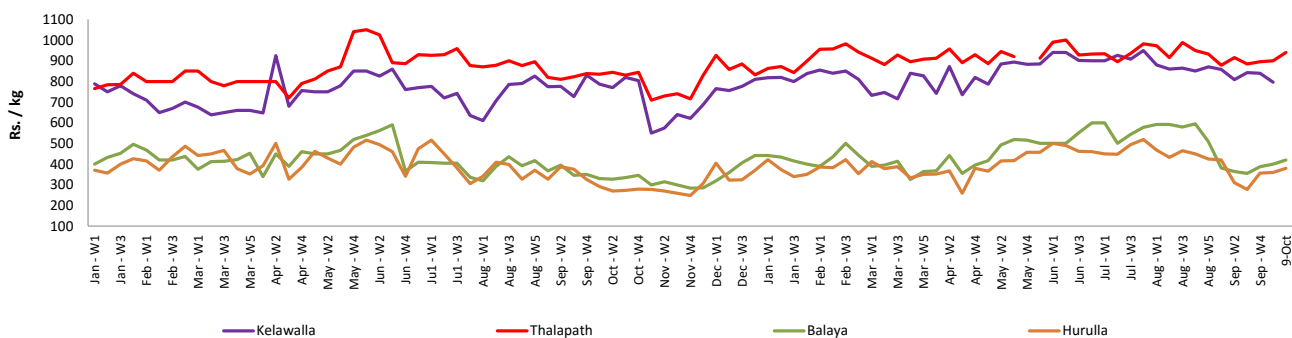
- Price increased by more than 5% compared to previous week average price.
- Price decreased by more than 5% compared to previous week average price.

Retail Prices

Peliyagoda



Negombo



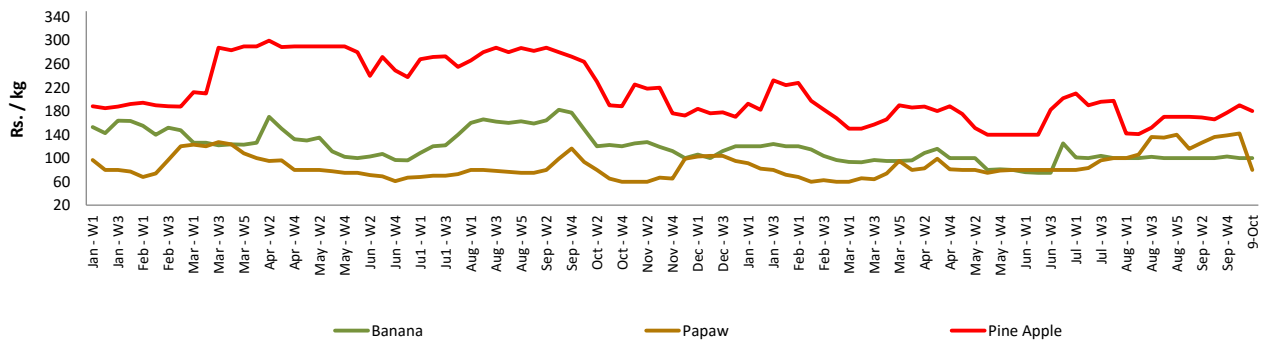
Wholesale and Retail Prices of Selected Food Commodities - 2018-10-09

Fruits

| Item | Unit | Wholesale | | Retail | |
|---------------|----------|---------------|--------|---------------|--------|
| | | Pettah | | | |
| | | Previous Week | Today | Previous Week | Today |
| Banana (Sour) | Rs./Kg | 63.00 | 60.00 | 100.00 | 100.00 |
| Papaw | Rs./Kg | 102.00 | 60.00 | 142.00 | 80.00 |
| Pineapple | Rs./Kg | 148.00 | 140.00 | 190.00 | 180.00 |
| Apple (Imp) | Rs./Each | | | 50.00 | 55.00 |
| Orange (Imp) | Rs./Each | | | 60.00 | 55.00 |

- Price increased by more than 5% compared to previous week average price.
- Price decreased by more than 5% compared to previous week average price.

Retail - Pettah



Wholesale and Retail Prices of Selected Food Commodities - 2018-10-09

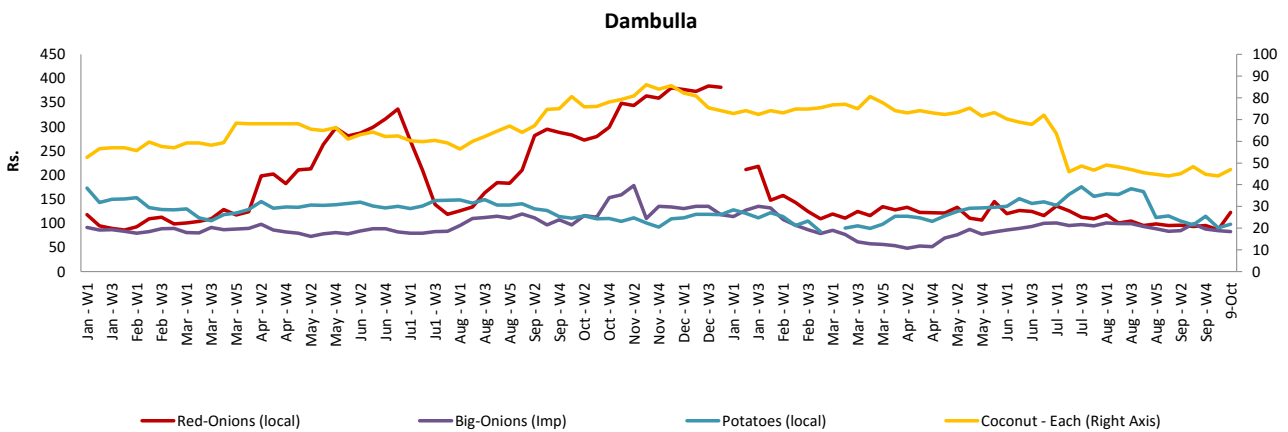
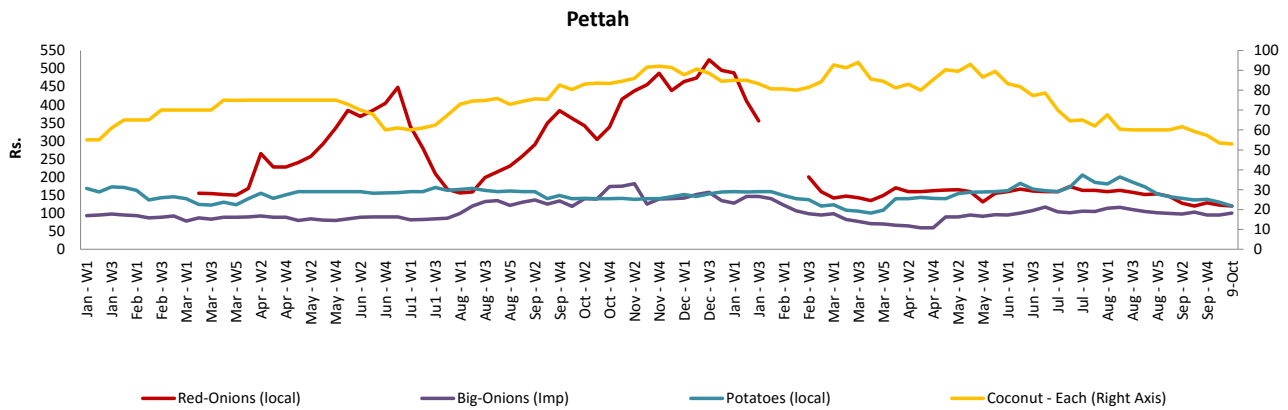
Other

| Item | Unit | Wholesale | | | | Retail | | | |
|----------------------|----------|---------------|--------|---------------|--------|---------------|--------|---------------|--------|
| | | Pettah | | Dambulla | | Pettah | | Dambulla | |
| | | Previous Week | Today | Previous Week | Today | Previous Week | Today | Previous Week | Today |
| Red-Onions (local) | Rs./Kg | 96.00 | 90.00 | 77.00 | 105.00 | 122.00 | 120.00 | 87.00 | 123.00 |
| Red-Onions (Imp) | Rs./Kg | n.a. | n.a. | n.a. | n.a. | n.a. | n.a. | n.a. | n.a. |
| Big-Onions (local) | Rs./Kg | 70.00 | 85.00 | 67.00 | 53.00 | 91.00 | 100.00 | 77.00 | 63.00 |
| Big-Onions (Imp) | Rs./Kg | 75.00 | 77.00 | 75.00 | 75.00 | 95.00 | 100.00 | 85.00 | 83.00 |
| Potatoes (local) | Rs./Kg | 99.00 | 90.00 | 82.00 | 88.00 | 130.00 | 120.00 | 91.00 | 98.00 |
| Potatoes (Imp) | Rs./Kg | 79.00 | 75.00 | | | 94.00 | 90.00 | | |
| Dried Chillies (Imp) | Rs./Kg | 250.00 | 250.00 | 240.00 | 243.00 | 299.00 | 300.00 | 250.00 | 253.00 |
| Coconut | Rs./Nut | 44.00 | 45.00 | 39.00 | 41.00 | 53.00 | 53.00 | 44.00 | 47.00 |
| Coconut oil | Rs./Ltr | 320.00 | 320.00 | | | 340.00 | 340.00 | | |
| Dhal | Rs./Kg | 97.00 | 96.00 | | | 111.00 | 110.00 | | |
| Sugar | Rs./Kg | 106.00 | 105.00 | | | 113.00 | 112.00 | | |
| Eggs | Rs./Each | 14.20 | 13.20 | | | 15.20 | 14.20 | | |
| Katta | Rs./Kg | 900.00 | 900.00 | | | 950.00 | 950.00 | | |
| Sprats | Rs./Kg | 500.00 | 500.00 | | | 550.00 | 550.00 | | |

Price increased by more than 5% compared to previous week average price.

Price decreased by more than 5% compared to previous week average price.

Retail Prices



* Prices of food commodities may vary due to quality and markets among other factors.