

Daily Price Report

A Summary of Price Developments - 08 October 2018



Vegetables

- Prices of **vegetables demonstrated mixed movements** in both **Pettah** and **Dambulla** markets.
- However, Price of **Tomatoes increased significantly** in **Dambulla** market due to **low supply** from **Mathale** district.
- Price of **Beans increased significantly** in **Pettah** market due to **low supply** from **Nuwara Eliya** district.



Fish

- Prices of **fish varieties decreased** in **Peliyagoda** market due to **high level of harvest from Southern, North Western and Eastern** regions while **Negombo** market reported to be inactive.



Fruits

- Prices of **Papaw decreased** due to **favourable supply** from **Vavunia** district.



Other

- Price of **local Big Onions increased** in both **Pettah** and **Dambulla** markets due to **low supply** from **Dambulla** area.

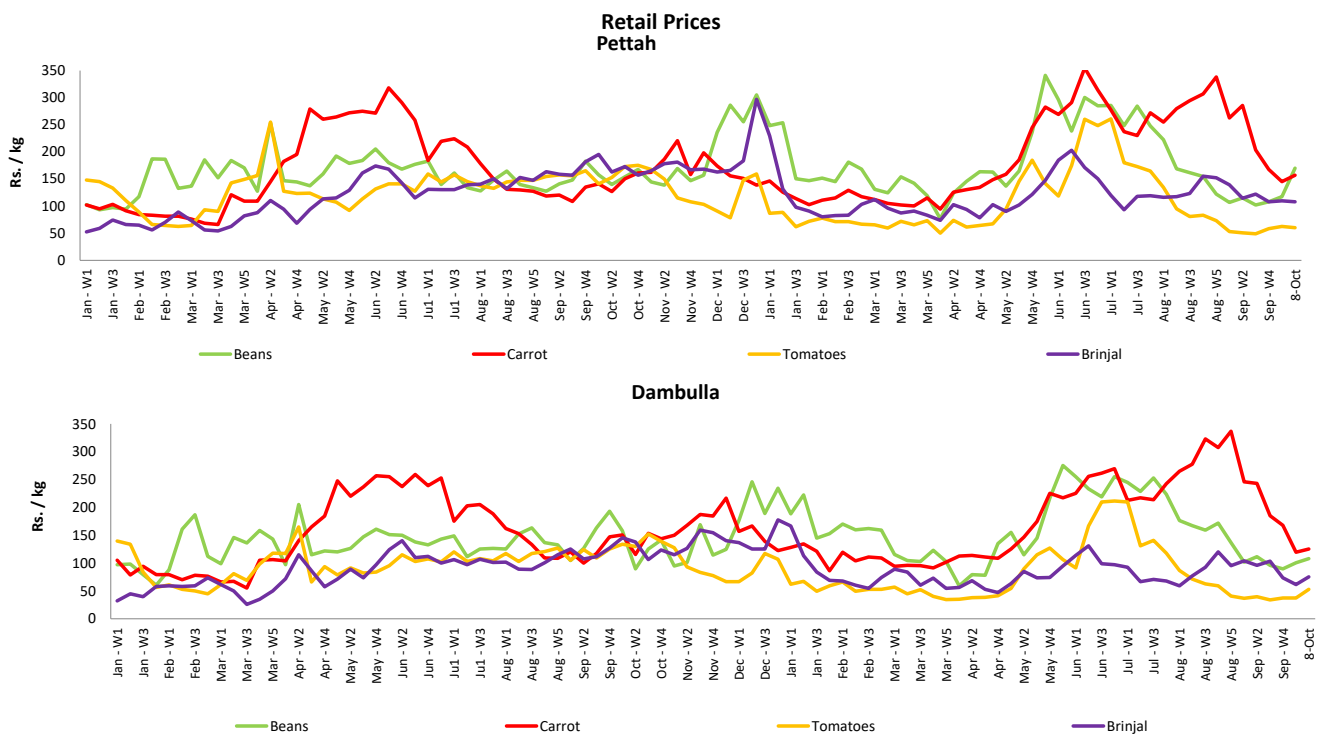


Wholesale and Retail Prices of Selected Food Commodities - 2018-10-08

Vegetables

Item	Unit	Wholesale				Retail			
		Pettah		Dambulla		Pettah		Dambulla	
		Previous Week	Today	Previous Week	Today	Previous Week	Today	Previous Week	Today
Beans	Rs./Kg	86.00	133.00	81.00	88.00	117.00	170.00	101.00	108.00
Carrot	Rs./Kg	109.00	120.00	100.00	105.00	145.00	157.00	120.00	125.00
Cabbage	Rs./Kg	53.00	47.00	37.00	28.00	89.00	88.00	57.00	48.00
Tomatoes	Rs./Kg	36.00	33.00	17.00	33.00	63.00	60.00	37.00	53.00
Brinjal	Rs./Kg	70.00	77.00	41.00	55.00	110.00	108.00	61.00	75.00
Pumpkin	Rs./Kg	36.00	30.00	33.00	23.00	68.00	58.00	53.00	43.00
Snake gourd	Rs./Kg	76.00	93.00	48.00	43.00	114.00	127.00	68.00	63.00

- Price increased by more than 5% compared to previous week average price.
- Price decreased by more than 5% compared to previous week average price.



Wholesale and Retail Prices of Selected Food Commodities - 2018-10-08

Rice

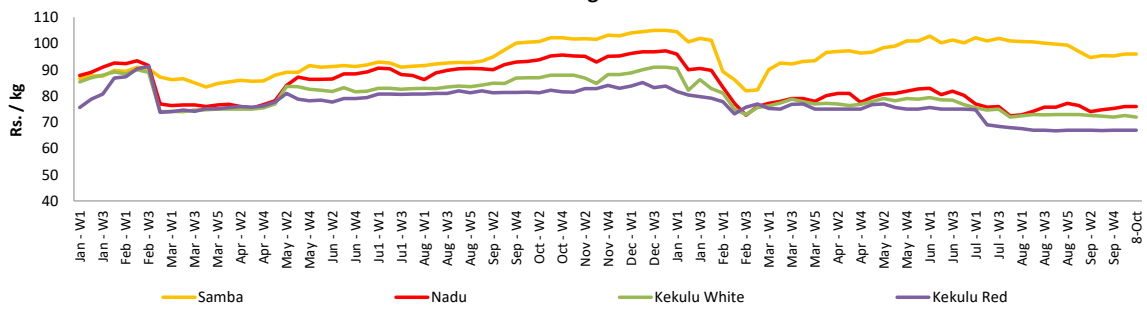
Item	Unit	Wholesale				Retail	
		Maradagahamula		Pettah		Pettah	
		Previous Week	Today	Previous Week	Today	Previous Week	Today
Samba	Rs./Kg	96.00	96.00	98.00	97.00	106.00	105.00
Nadu	Rs./Kg	76.00	76.00	78.00	78.00	88.00	88.00
Kekulu White	Rs./Kg	73.00	72.00	73.00	73.00	82.00	82.00
Kekulu Red	Rs./Kg	67.00	67.00	67.00	67.00	76.00	75.00

Price increased by more than 5% compared to previous week average price.

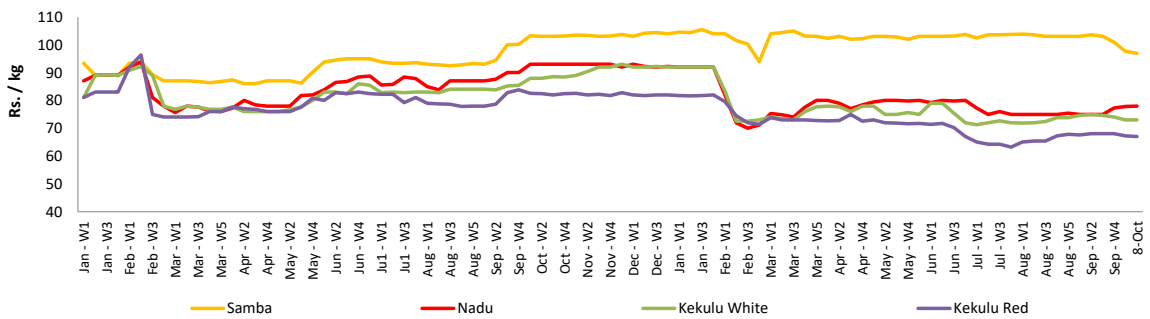
Price decreased by more than 5% compared to previous week average price.

Wholesale Prices

Marandagahamula

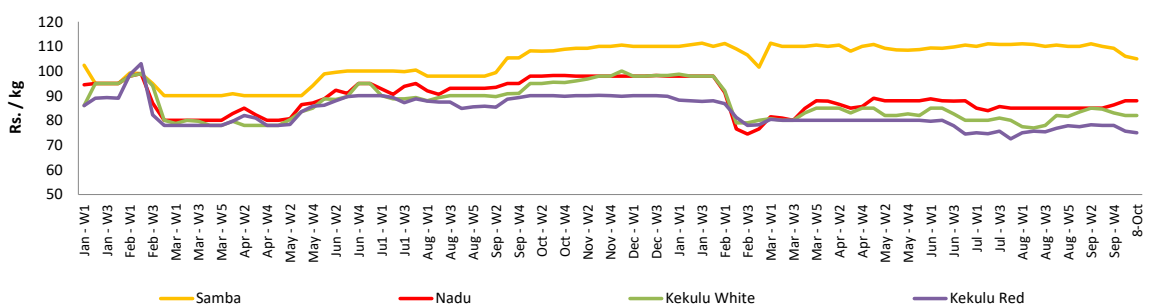


Pettah



Retail Prices

Pettah



Wholesale and Retail Prices of Selected Food Commodities - 2018-10-08

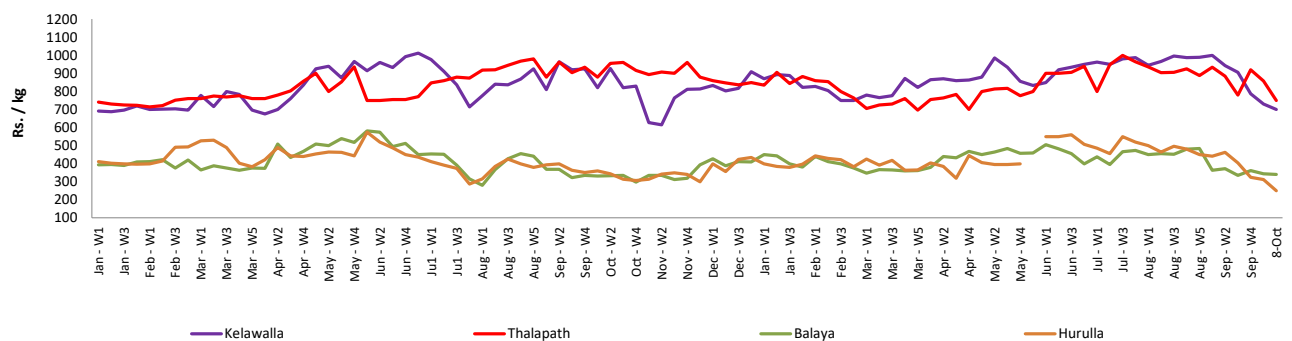
Fish

Item	Unit	Wholesale				Retail			
		Peliyagoda		Negombo		Peliyagoda		Negombo	
		Previous Week	Today	Previous Week	Today	Previous Week	Today	Previous Week	Today
Kelawalla	Rs./Kg	452.00	400.00	526.00	n.a.	730.00	700.00	796.00	n.a.
Thalapath	Rs./Kg	688.00	600.00	700.00	n.a.	858.00	750.00	900.00	n.a.
Balaya	Rs./Kg	246.00	240.00	248.00	n.a.	344.00	340.00	400.00	n.a.
Paraw	Rs./Kg	450.00	450.00	524.00	n.a.	750.00	750.00	724.00	n.a.
Salaya	Rs./Kg	152.00	120.00	104.00	n.a.	190.00	150.00	164.00	n.a.
Hurulla	Rs./Kg	213.00	150.00	260.00	n.a.	313.00	250.00	360.00	n.a.

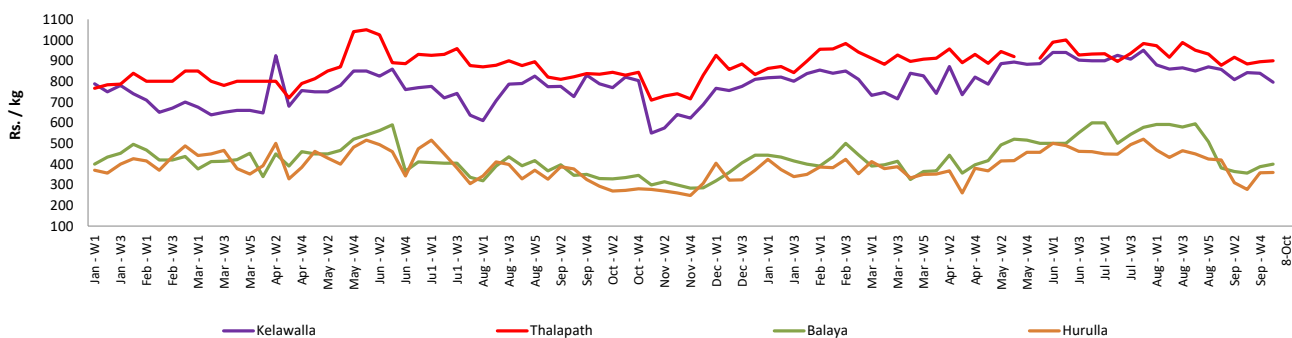
- Price increased by more than 5% compared to previous week average price.
- Price decreased by more than 5% compared to previous week average price.

Retail Prices

Peliyagoda



Negombo



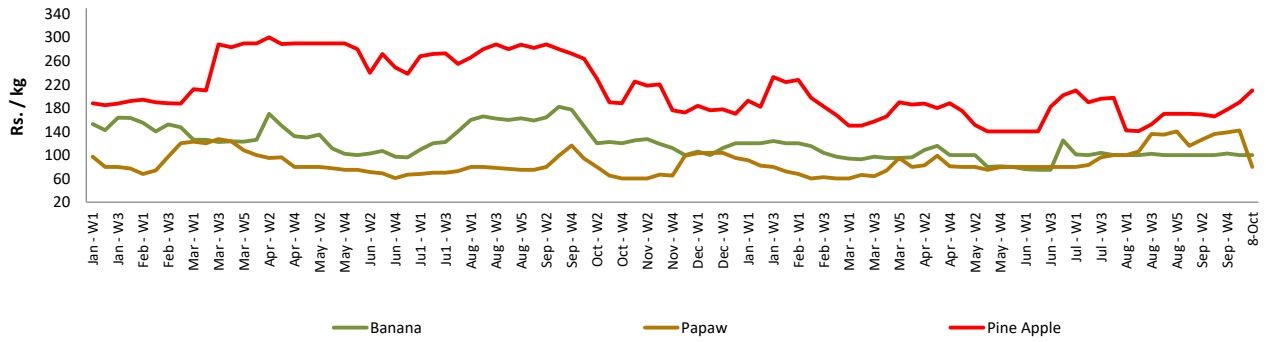
Wholesale and Retail Prices of Selected Food Commodities - 2018-10-08

Fruits

Item	Unit	Wholesale		Retail	
		Pettah			
		Previous Week	Today	Previous Week	Today
Banana (Sour)	Rs./Kg	63.00	60.00	100.00	100.00
Papaw	Rs./Kg	102.00	60.00	142.00	80.00
Pineapple	Rs./Kg	148.00	160.00	190.00	210.00
Apple (Imp)	Rs./Each			50.00	55.00
Orange (Imp)	Rs./Each			60.00	55.00

- Price increased by more than 5% compared to previous week average price.
- Price decreased by more than 5% compared to previous week average price.

Retail - Pettah



Wholesale and Retail Prices of Selected Food Commodities - 2018-10-08

Other

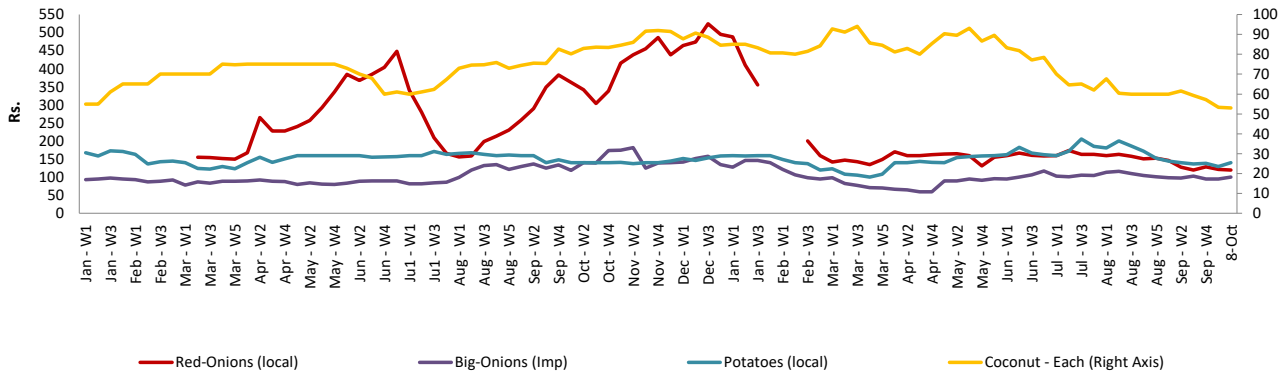
Item	Unit	Wholesale				Retail			
		Pettah		Dambulla		Pettah		Dambulla	
		Previous Week	Today	Previous Week	Today	Previous Week	Today	Previous Week	Today
Red-Onions (local)	Rs./Kg	96.00	90.00	77.00	78.00	122.00	120.00	87.00	93.00
Red-Onions (Imp)	Rs./Kg	n.a.	n.a.	n.a.	n.a.	n.a.	n.a.	n.a.	n.a.
Big-Onions (local)	Rs./Kg	70.00	85.00	67.00	78.00	91.00	100.00	77.00	88.00
Big-Onions (Imp)	Rs./Kg	75.00	77.00	75.00	77.00	95.00	100.00	85.00	87.00
Potatoes (local)	Rs./Kg	99.00	100.00	82.00	83.00	130.00	140.00	91.00	93.00
Potatoes (Imp)	Rs./Kg	79.00	78.00			94.00	90.00		
Dried Chillies (Imp)	Rs./Kg	250.00	250.00	240.00	243.00	299.00	300.00	250.00	253.00
Coconut	Rs./Nut	44.00	45.00	39.00	38.00	53.00	53.00	44.00	44.00
Coconut oil	Rs./Ltr	320.00	320.00			340.00	340.00		
Dhal	Rs./Kg	97.00	96.00			111.00	110.00		
Sugar	Rs./Kg	106.00	105.00			113.00	112.00		
Eggs	Rs./Each	14.20	13.20			15.20	14.20		
Katta	Rs./Kg	900.00	900.00			950.00	950.00		
Sprats	Rs./Kg	500.00	500.00			550.00	550.00		

Price increased by more than 5% compared to previous week average price.

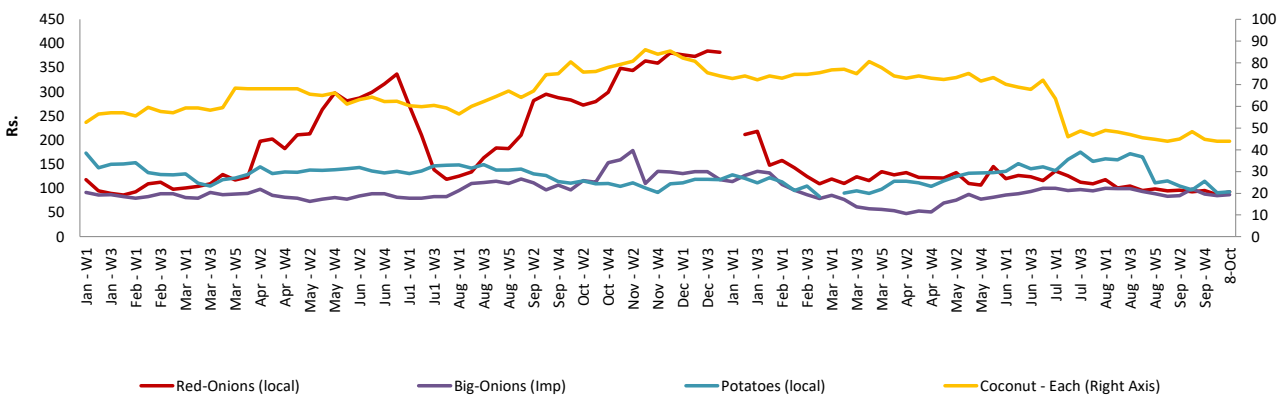
Price decreased by more than 5% compared to previous week average price.

Retail Prices

Pettah



Dambulla



* Prices of food commodities may vary due to quality and markets among other factors.