

Daily Price Report

A Summary of Price Developments - 04 October 2018



Vegetables

- Prices of **vegetables demonstrated mixed movements** in both **Pettah** and **Dambulla** markets.
- However, wholesale price of **Tomatoes continued to remain low** in **Dambulla** market (12 - 20 Rs./kg).



Fruits

- Prices of **Pineapple increased** in **Pettah** market due to **low supply** from **Gampaha** district while price of **Papaw decreased** due to **favourable supply** from **Vavunia** district.



Other

- Prices of **local Red Onions** decreased in both **Pettah** and **Dambulla** markets due to **favourable supply** from **Jaffna** and **Puttalam**.
- Price of **local Potatoes** decreased in both **Pettah** and **Dambulla** market due to **favourable supply** from **Nuwara Eliya** and **Welimada** areas.



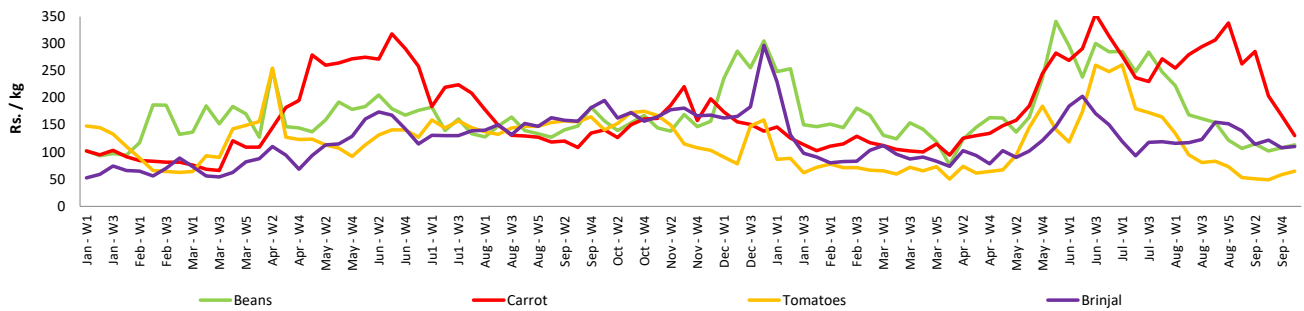
Wholesale and Retail Prices of Selected Food Commodities - 2018-10-04

Vegetables

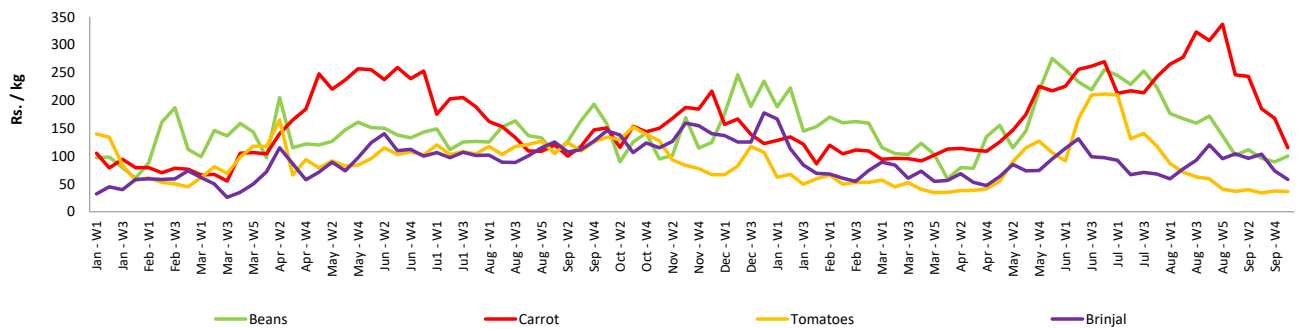
Item	Unit	Wholesale				Retail			
		Pettah		Dambulla		Pettah		Dambulla	
		Previous Week	Today	Previous Week	Today	Previous Week	Today	Previous Week	Today
Beans	Rs./Kg	79.00	88.00	70.00	80.00	108.00	113.00	90.00	100.00
Carrot	Rs./Kg	137.00	103.00	148.00	95.00	167.00	130.00	168.00	115.00
Cabbage	Rs./Kg	72.00	47.00	55.00	40.00	110.00	83.00	75.00	60.00
Tomatoes	Rs./Kg	30.00	36.00	17.00	16.00	58.00	65.00	37.00	36.00
Brinjal	Rs./Kg	73.00	75.00	54.00	38.00	108.00	110.00	74.00	58.00
Pumpkin	Rs./Kg	40.00	36.00	27.00	33.00	68.00	65.00	47.00	53.00
Snake gourd	Rs./Kg	63.00	80.00	42.00	55.00	98.00	120.00	62.00	75.00

- Price increased by more than 5% compared to previous week average price.
- Price decreased by more than 5% compared to previous week average price.

Retail Prices Pettah



Dambulla



Wholesale and Retail Prices of Selected Food Commodities - 2018-10-04

Rice

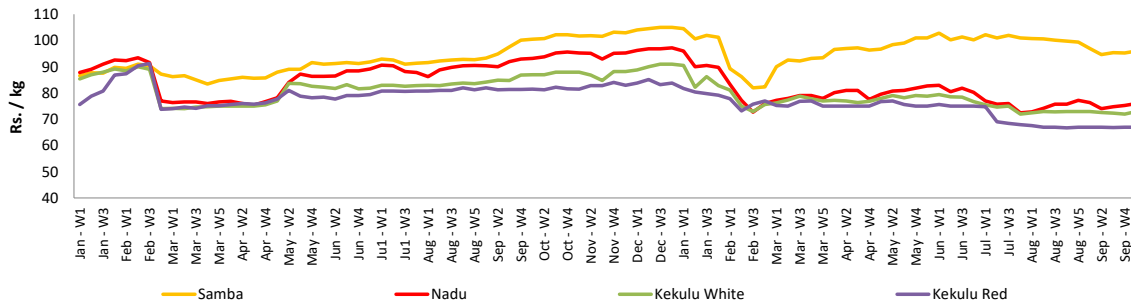
Item	Unit	Wholesale				Retail	
		Maradaghamula		Pettah		Pettah	
		Previous Week	Today	Previous Week	Today	Previous Week	Today
Samba	Rs./Kg	95.00	96.00	101.00	97.00	109.00	105.00
Nadu	Rs./Kg	75.00	76.00	77.00	78.00	86.00	88.00
Kekulu White	Rs./Kg	72.00	73.00	74.00	73.00	83.00	82.00
Kekulu Red	Rs./Kg	67.00	67.00	68.00	67.00	78.00	75.00

Price increased by more than 5% compared to previous week average price.

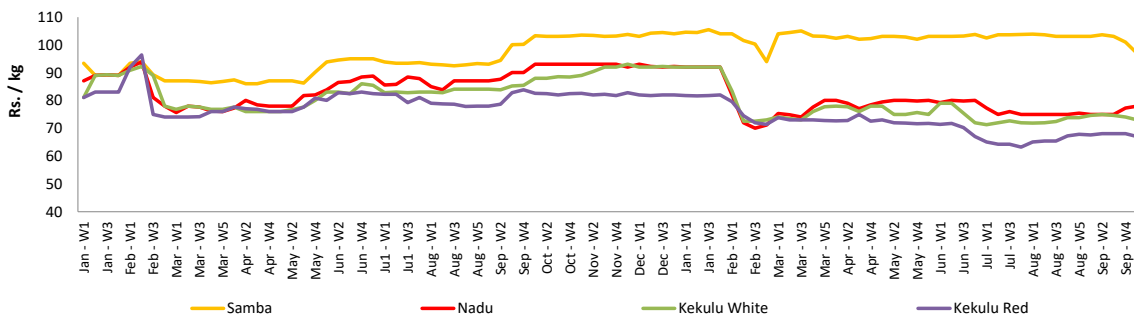
Price decreased by more than 5% compared to previous week average price.

Wholesale Prices

Marandaghamula

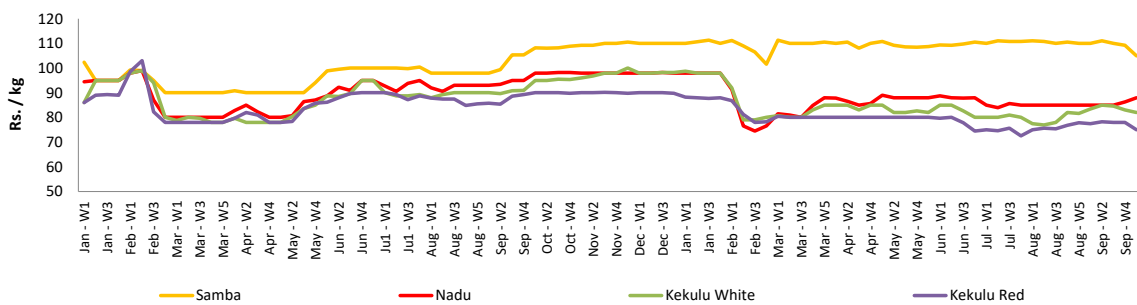


Pettah



Retail Prices

Pettah



Wholesale and Retail Prices of Selected Food Commodities - 2018-10-04

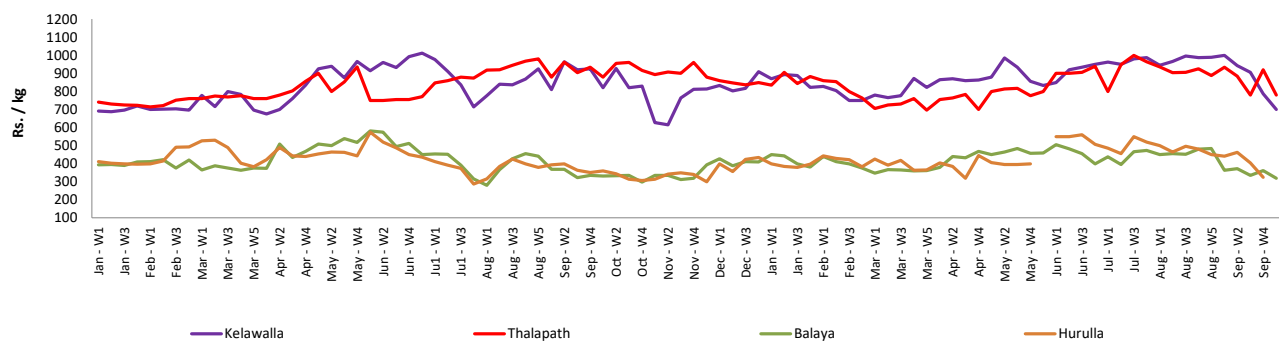
Fish

Item	Unit	Wholesale				Retail			
		Peliyagoda		Negombo		Peliyagoda		Negombo	
		Previous Week	Today	Previous Week	Today	Previous Week	Today	Previous Week	Today
Kelawalla	Rs./Kg	493.00	450.00	540.00	540.00	788.00	700.00	840.00	840.00
Thalapath	Rs./Kg	730.00	630.00	703.00	700.00	920.00	780.00	895.00	900.00
Balaya	Rs./Kg	260.00	230.00	235.00	300.00	363.00	320.00	388.00	450.00
Paraw	Rs./Kg	475.00	450.00	515.00	550.00	775.00	750.00	715.00	750.00
Salaya	Rs./Kg	165.00	160.00	125.00	120.00	210.00	200.00	190.00	180.00
Hurulla	Rs./Kg	225.00	n.a.	255.00	280.00	325.00	n.a.	358.00	380.00

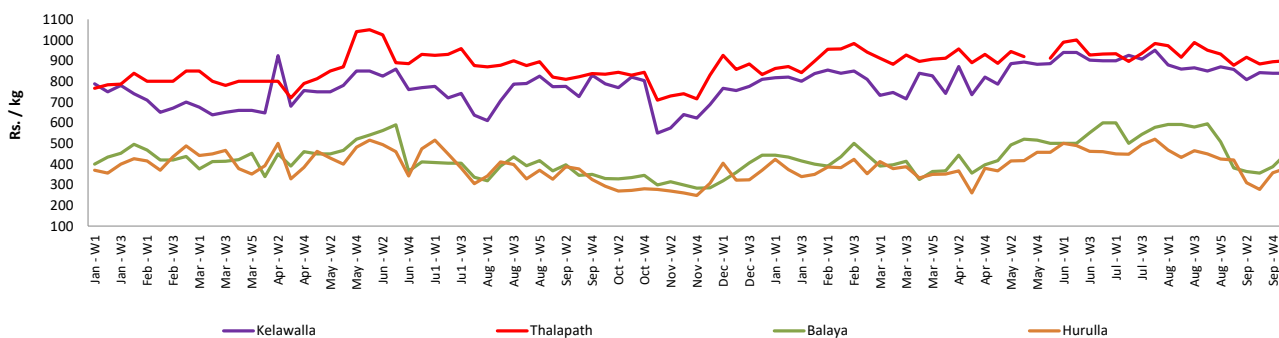
- Price increased by more than 5% compared to previous week average price.
- Price decreased by more than 5% compared to previous week average price.

Retail Prices

Peliyagoda



Negombo



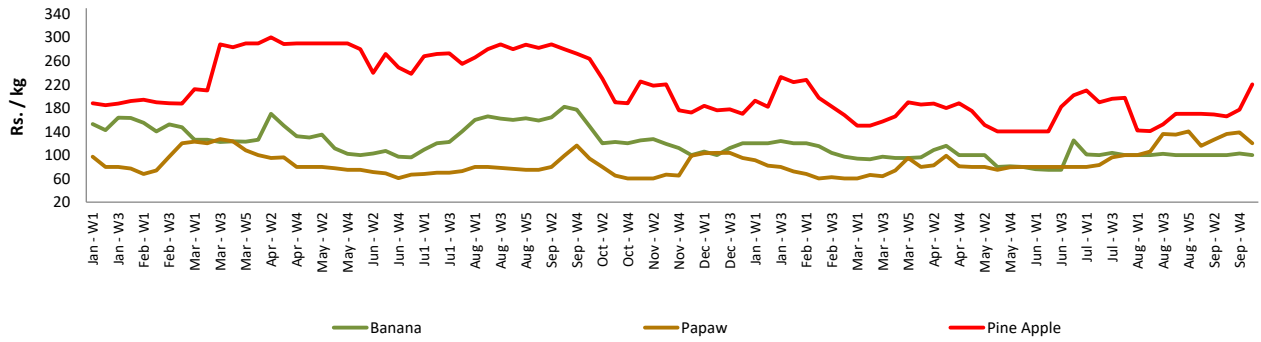
Wholesale and Retail Prices of Selected Food Commodities - 2018-10-04

Fruits

Item	Unit	Wholesale		Retail	
		Pettah			
		Previous Week	Today	Previous Week	Today
Banana (Sour)	Rs./Kg	63.00	60.00	103.00	100.00
Papaw	Rs./Kg	115.00	80.00	139.00	120.00
Pineapple	Rs./Kg	135.00	160.00	178.00	220.00
Apple	Rs./Each			50.00	58.00
Orange (Imp)	Rs./Each			60.00	58.00

- Price increased by more than 5% compared to previous week average price.
- Price decreased by more than 5% compared to previous week average price.

Retail - Pettah



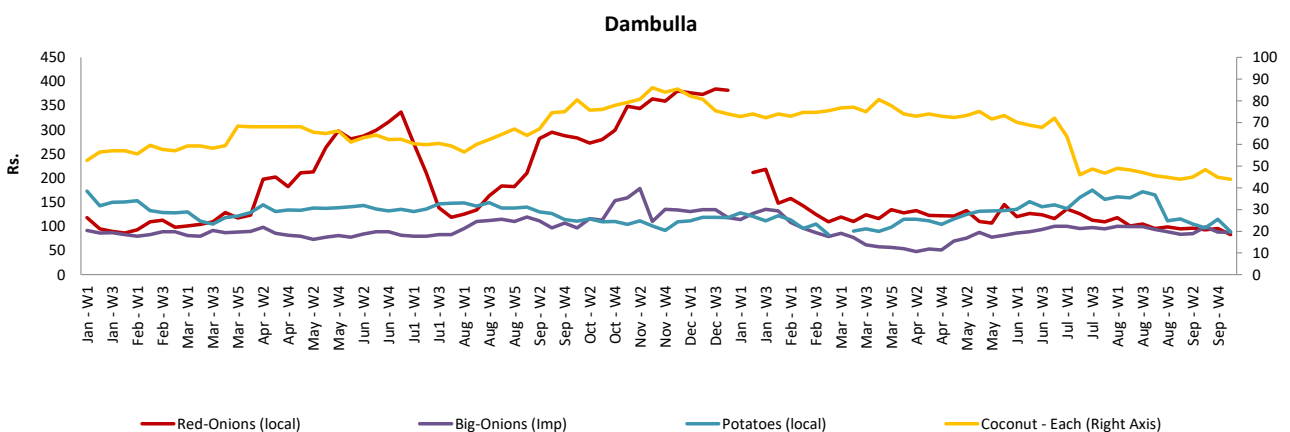
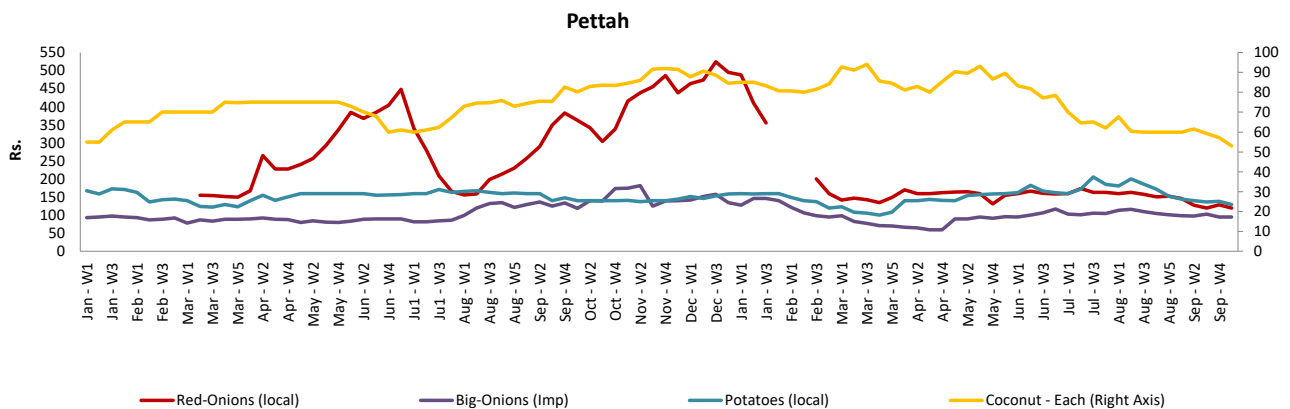
Wholesale and Retail Prices of Selected Food Commodities - 2018-10-04

Other

Item	Unit	Wholesale				Retail			
		Pettah		Dambulla		Pettah		Dambulla	
		Previous Week	Today	Previous Week	Today	Previous Week	Today	Previous Week	Today
Red-Onions (local)	Rs./Kg	103.00	95.00	83.00	73.00	129.00	120.00	96.00	83.00
Red-Onions (Imp)	Rs./Kg	n.a.	n.a.	n.a.	n.a.	n.a.	n.a.	n.a.	n.a.
Big-Onions (local)	Rs./Kg	71.00	70.00	71.00	63.00	91.00	90.00	81.00	73.00
Big-Onions (Imp)	Rs./Kg	75.00	75.00	79.00	78.00	95.00	95.00	89.00	88.00
Potatoes (local)	Rs./Kg	104.00	100.00	104.00	79.00	139.00	130.00	115.00	89.00
Potatoes (Imp)	Rs./Kg	82.00	79.00			98.00	90.00		
Dried Chillies (Imp)	Rs./Kg	249.00	250.00	238.00	238.00	298.00	300.00	248.00	248.00
Coconut	Rs./Nut	47.00	45.00	39.00	39.00	57.00	53.00	45.00	44.00
Coconut oil	Rs./Ltr	320.00	320.00			340.00	340.00		
Dhal	Rs./Kg	97.00	96.00			111.00	110.00		
Sugar	Rs./Kg	108.00	105.00			117.00	112.00		
Eggs	Rs./Each	14.00	14.20			15.00	15.20		
Katta	Rs./Kg	900.00	900.00			950.00	950.00		
Sprats	Rs./Kg	500.00	500.00			550.00	550.00		

- Price increased by more than 5% compared to previous week average price.
- Price decreased by more than 5% compared to previous week average price.

Retail Prices



* Prices of food commodities may vary due to quality and markets among other factors.