

Daily Price Report

A Summary of Price Developments - 27 September 2018



Vegetables

- Prices of most varieties of **vegetables decreased in Dambulla** market due to **favourable supply** from neighbouring areas while prices in **Pettah** market **demonstrated mixed movements.**



Fish

- Prices of most **fish** varieties **continued to remain high in Negombo market** due to **low level of harvest in Northwest region** although prices in **Peliyagoda demonstrated mixed movements.**



Statistics Department
Central Bank of Sri Lanka

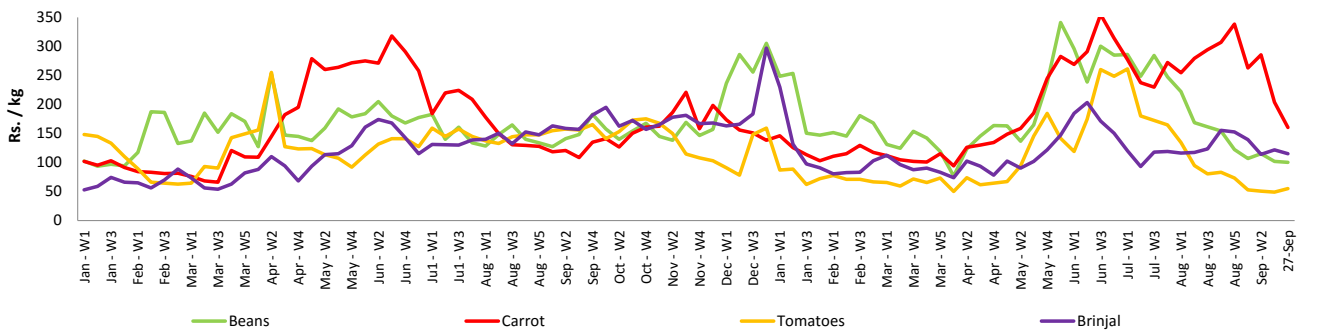
Wholesale and Retail Prices of Selected Food Commodities - 2018/09/27

Vegetables

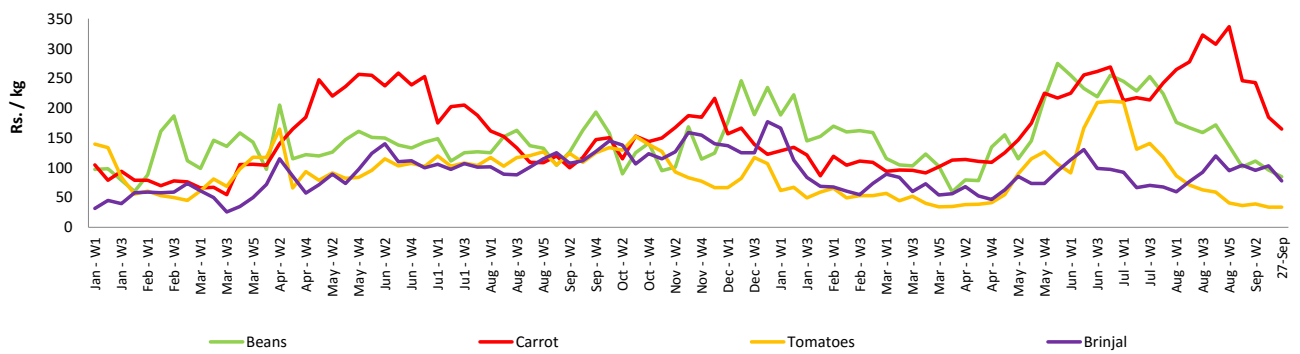
Item	Unit	Wholesale				Retail			
		Pettah		Dambulla		Pettah		Dambulla	
		Previous Week	Today	Previous Week	Today	Previous Week	Today	Previous Week	Today
Beans	Rs./Kg	75.00	75.00	76.00	65.00	102.00	100.00	96.00	85.00
Carrot	Rs./Kg	164.00	140.00	165.00	145.00	204.00	160.00	185.00	165.00
Cabbage	Rs./Kg	92.00	80.00	69.00	68.00	132.00	115.00	89.00	88.00
Tomatoes	Rs./Kg	25.00	30.00	14.00	14.00	49.00	55.00	34.00	34.00
Brinjal	Rs./Kg	87.00	75.00	83.00	58.00	122.00	115.00	103.00	78.00
Pumpkin	Rs./Kg	49.00	40.00	32.00	28.00	70.00	75.00	52.00	48.00
Snake gourd	Rs./Kg	58.00	60.00	39.00	43.00	90.00	100.00	60.00	63.00

- Price increased by more than 5% compared to previous week average price.
- Price decreased by more than 5% compared to previous week average price.

Retail Prices Pettah



Dambulla



Wholesale and Retail Prices of Selected Food Commodities - 2018/09/27

Rice

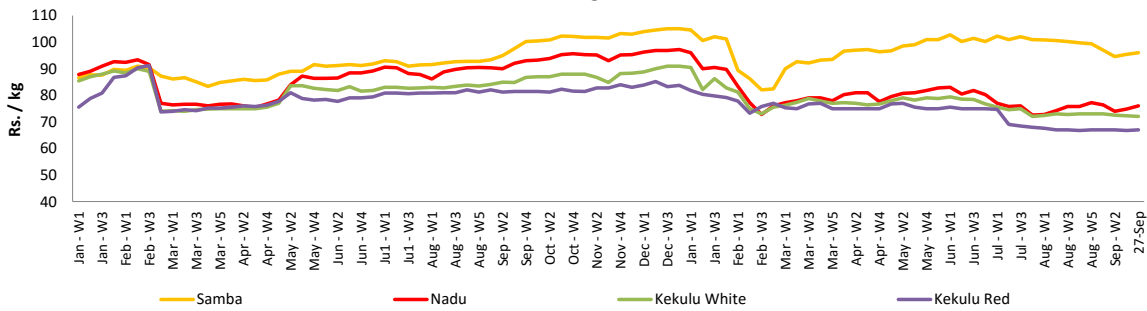
Item	Unit	Wholesale				Retail	
		Maradaghamula		Pettah		Pettah	
		Previous Week	Today	Previous Week	Today	Previous Week	Today
Samba	Rs./Kg	95.00	96.00	103.00	100.00	110.00	108.00
Nadu	Rs./Kg	75.00	76.00	75.00	77.00	85.00	85.00
Kekulu White	Rs./Kg	72.00	72.00	75.00	75.00	85.00	84.00
Kekulu Red	Rs./Kg	67.00	67.00	68.00	68.00	78.00	78.00

Price increased by more than 5% compared to previous week average price.

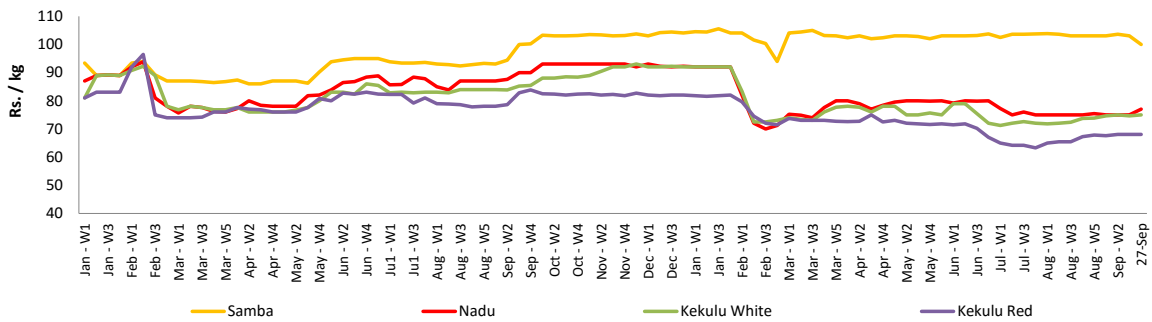
Price decreased by more than 5% compared to previous week average price.

Wholesale Prices

Marandaghamula

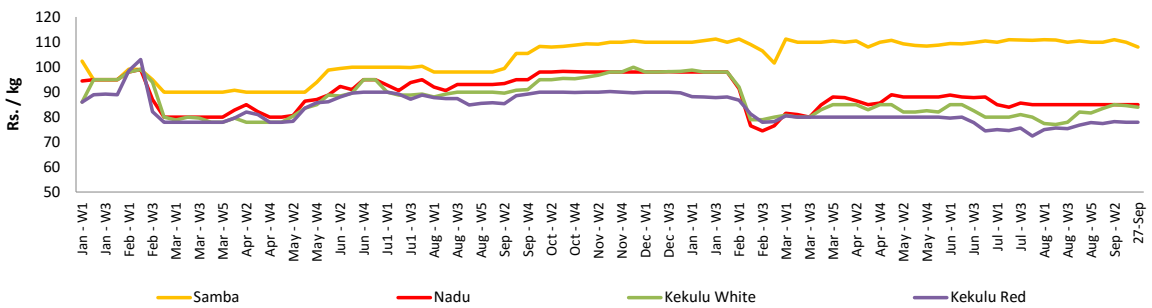


Pettah



Retail Prices

Pettah



Wholesale and Retail Prices of Selected Food Commodities - 2018/09/27

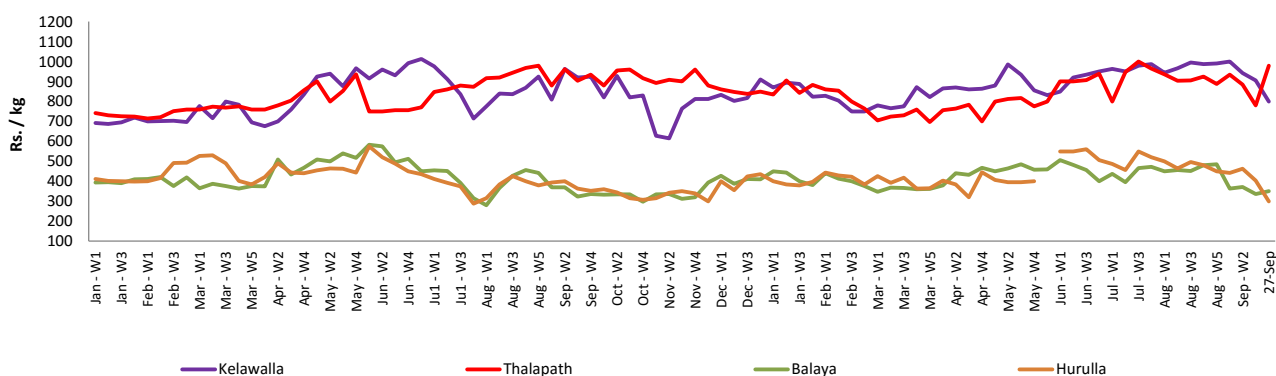
Fish

Item	Unit	Wholesale				Retail			
		Peliyagoda		Negombo		Peliyagoda		Negombo	
		Previous Week	Today	Previous Week	Today	Previous Week	Today	Previous Week	Today
Kelawalla	Rs./Kg	606.00	500.00	530.00	540.00	906.00	800.00	842.00	840.00
Thalapath	Rs./Kg	630.00	780.00	654.00	700.00	780.00	980.00	884.00	900.00
Balaya	Rs./Kg	238.00	250.00	206.00	240.00	336.00	350.00	356.00	400.00
Paraw	Rs./Kg	540.00	450.00	424.00	520.00	840.00	750.00	586.00	720.00
Salaya	Rs./Kg	166.00	160.00	96.00	130.00	213.00	200.00	154.00	200.00
Hurulla	Rs./Kg	275.00	200.00	200.00	260.00	378.00	300.00	278.00	360.00

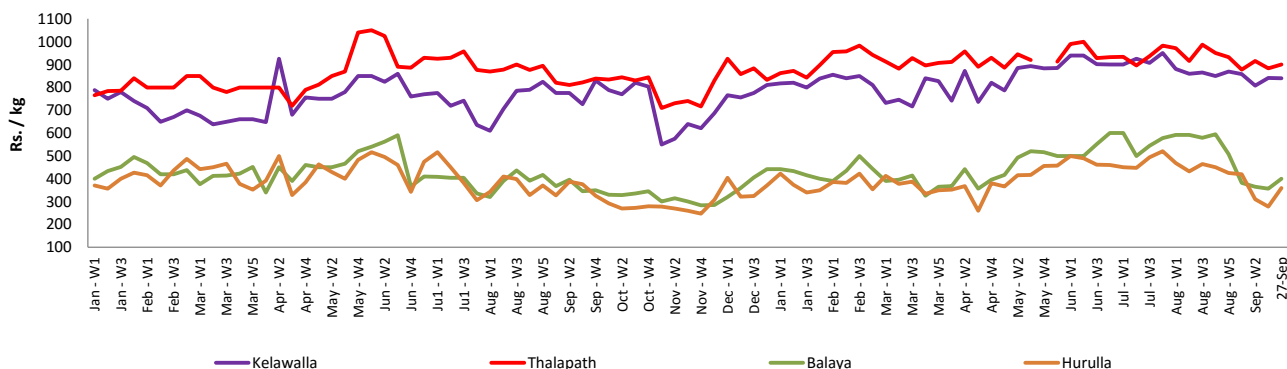
- Price increased by more than 5% compared to previous week average price.
- Price decreased by more than 5% compared to previous week average price.

Retail Prices

Peliyagoda



Negombo



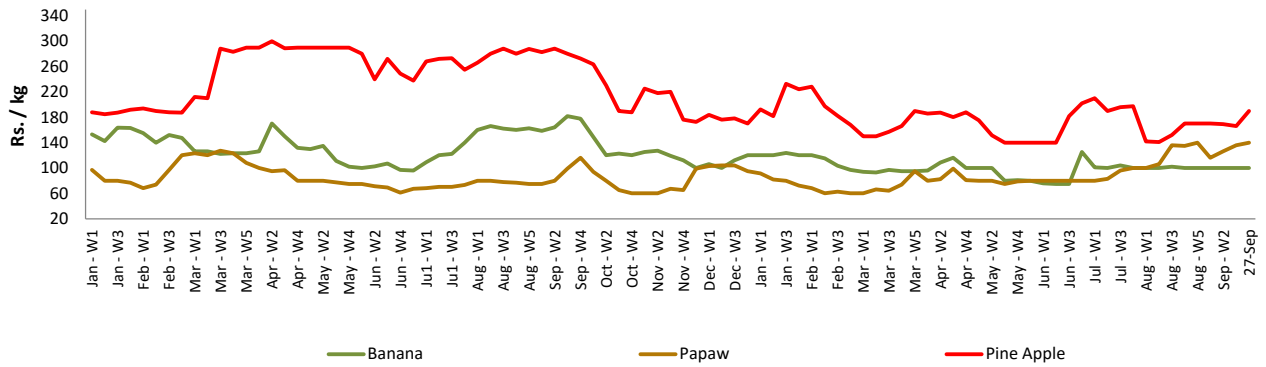
Wholesale and Retail Prices of Selected Food Commodities - 2018/09/27

Fruits

Item	Unit	Wholesale		Retail	
		Pettah			
		Previous Week	Today	Previous Week	Today
Banana (Sour)	Rs./Kg	60.00	60.00	100.00	100.00
Papaw	Rs./Kg	114.00	120.00	136.00	140.00
Pineapple	Rs./Kg	117.00	140.00	166.00	190.00

- Price increased by more than 5% compared to previous week average price.
- Price decreased by more than 5% compared to previous week average price.

Retail - Pettah



Wholesale and Retail Prices of Selected Food Commodities - 2018/09/27

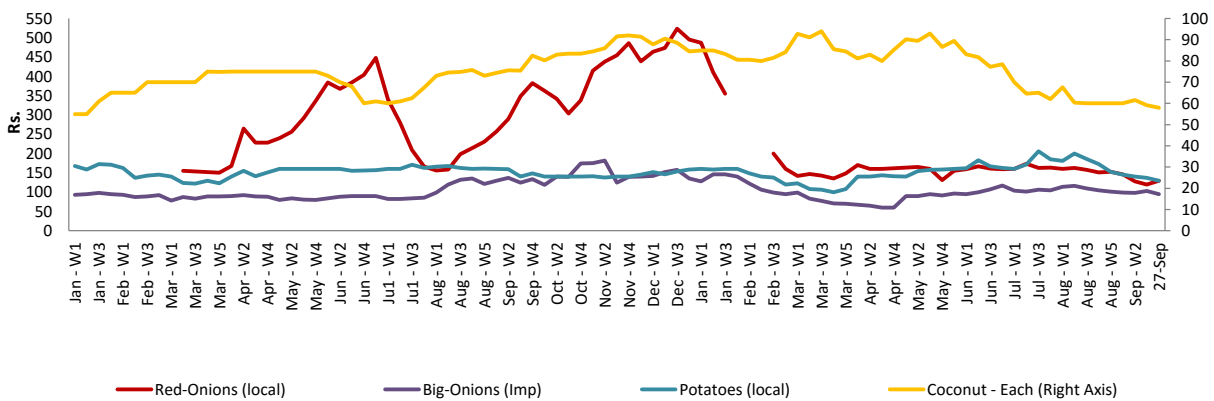
Other

Item	Unit	Wholesale				Retail			
		Pettah		Dambulla		Pettah		Dambulla	
		Previous Week	Today	Previous Week	Today	Previous Week	Today	Previous Week	Today
Red-Onions (local)	Rs./Kg	100.00	100.00	83.00	79.00	120.00	130.00	93.00	89.00
Red-Onions (Imp)	Rs./Kg	n.a.	n.a.	n.a.	n.a.	n.a.	n.a.	n.a.	n.a.
Big-Onions (local)	Rs./Kg	75.00	70.00	79.00	71.00	96.00	90.00	89.00	81.00
Big-Onions (Imp)	Rs./Kg	82.00	75.00	89.00	79.00	103.00	95.00	99.00	89.00
Potatoes (local)	Rs./Kg	106.00	100.00	87.00	108.00	137.00	130.00	97.00	118.00
Potatoes (Imp)	Rs./Kg	72.00	80.00			94.00	95.00		
Dried Chillies (Imp)	Rs./Kg	250.00	250.00	243.00	238.00	300.00	300.00	253.00	248.00
Coconut	Rs./Nut	50.00	48.00	42.00	39.00	59.00	58.00	48.00	44.00
Coconut oil	Rs./Ltr	320.00	320.00			340.00	340.00		
Dhal	Rs./Kg	96.00	96.00			110.00	110.00		
Sugar	Rs./Kg	99.00	105.00			109.00	113.00		
Eggs	Rs./Each	15.00	14.20			16.00	15.20		
Katta	Rs./Kg	900.00	900.00			950.00	950.00		
Sprats	Rs./Kg	500.00	500.00			550.00	550.00		

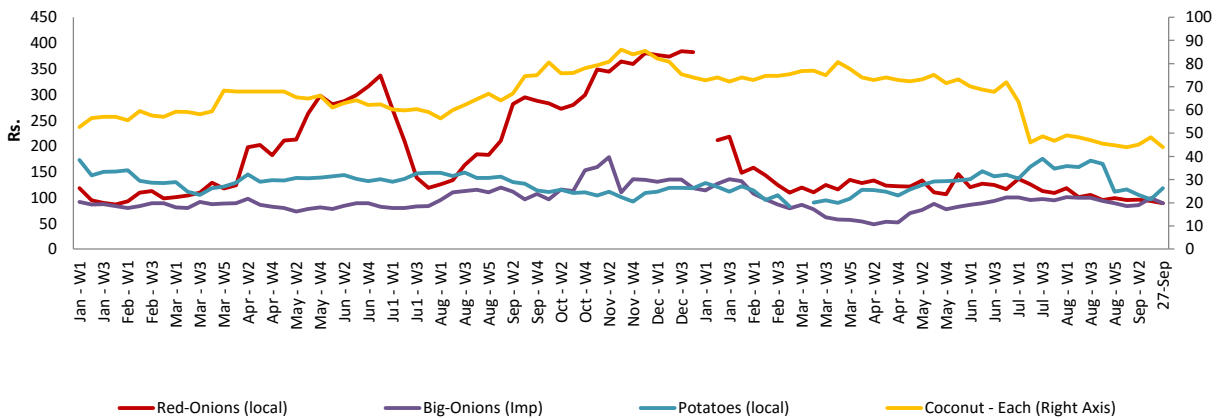
- Price increased by more than 5% compared to previous week average price.
- Price decreased by more than 5% compared to previous week average price.

Retail Prices

Pettah



Dambulla



* Prices of food commodities may vary due to quality and markets among other factors.