

# Daily Price Report

---

A Summary of Price Developments - 13 September 2018

---



## Vegetables

- Prices of up country **vegetable** varieties **increased** in both **Pettah** and **Dambulla** markets while **low country vegetables decreased** due to **favourable supply** from **Mahiyanganaya** and **Galewela** areas.



## Fish

- Prices of most **fish** varieties **decreased in Negombo market** due to **high supply** from **North Western** coastal area.



## Other

- Price of **Local Potatoes decreased** in both **Pettah** and **Dambulla** markets due to **favourable supply** from **Welimada** area.



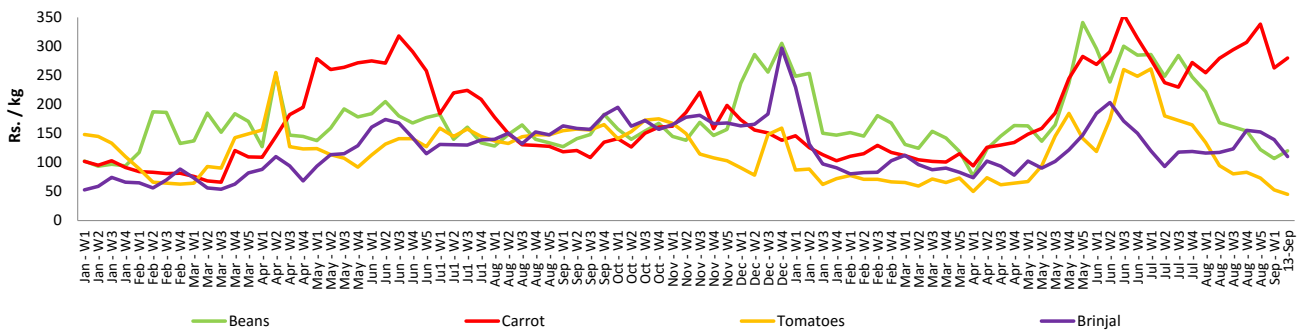
# Wholesale and Retail Prices of Selected Food Commodities - 2018/09/13

## Vegetables

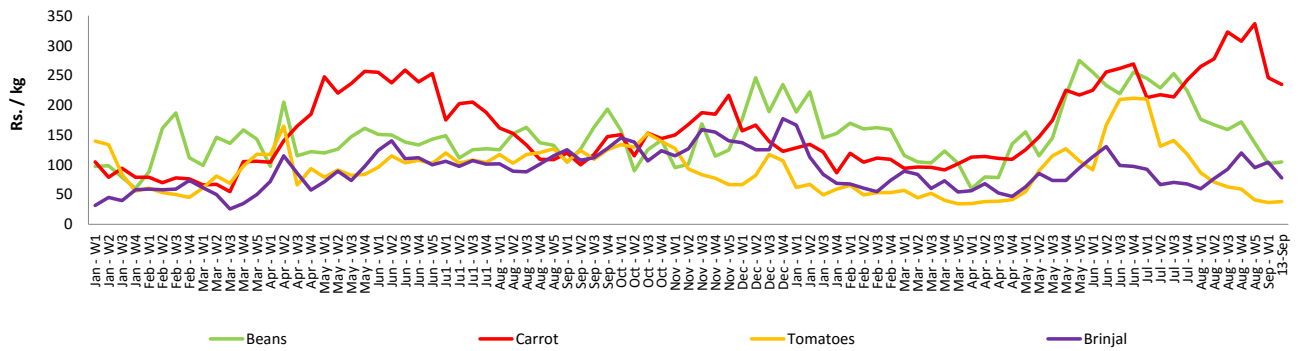
Item	Unit	Wholesale				Retail			
		Pettah		Dambulla		Pettah		Dambulla	
		Previous Week	Today	Previous Week	Today	Previous Week	Today	Previous Week	Today
Beans	Rs./Kg	78.00	83.00	82.00	85.00	107.00	120.00	102.00	105.00
Carrot	Rs./Kg	226.00	237.00	223.00	215.00	263.00	280.00	246.00	235.00
Cabbage	Rs./Kg	120.00	123.00	100.00	105.00	157.00	167.00	120.00	125.00
Tomatoes	Rs./Kg	33.00	27.00	17.00	17.00	53.00	45.00	37.00	38.00
Brinjal	Rs./Kg	105.00	80.00	84.00	58.00	139.00	110.00	104.00	78.00
Pumpkin	Rs./Kg	58.00	52.00	45.00	38.00	83.00	77.00	65.00	58.00
Snake gourd	Rs./Kg	68.00	57.00	41.00	38.00	97.00	87.00	61.00	58.00

- Price increased by more than 5% compared to previous week average price.
- Price decreased by more than 5% compared to previous week average price.

### Retail Prices Pettah



### Dambulla



# Wholesale and Retail Prices of Selected Food Commodities - 2018/09/13

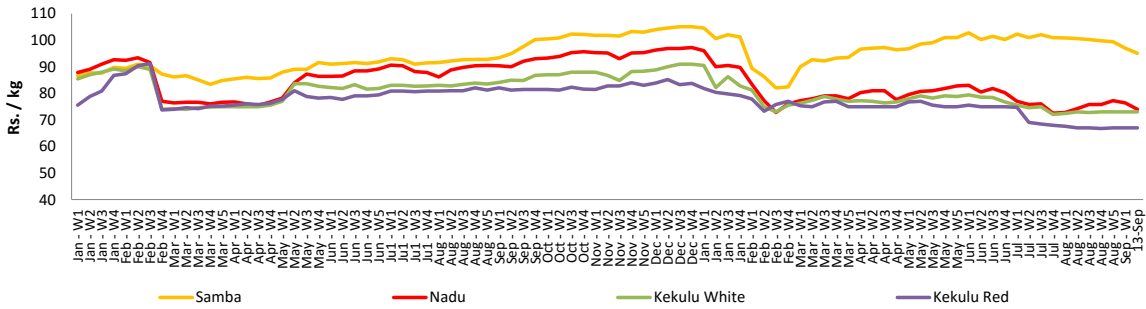
## Rice

Item	Unit	Wholesale				Retail	
		Maradaghamula		Pettah		Pettah	
		Previous Week	Today	Previous Week	Today	Previous Week	Today
Samba	Rs./Kg	97.00	95.00	103.00	103.00	110.00	110.00
Nadu	Rs./Kg	76.00	74.00	75.00	75.00	85.00	85.00
Kekulu White	Rs./Kg	73.00	73.00	75.00	75.00	83.00	85.00
Kekulu Red	Rs./Kg	67.00	67.00	68.00	68.00	77.00	78.00

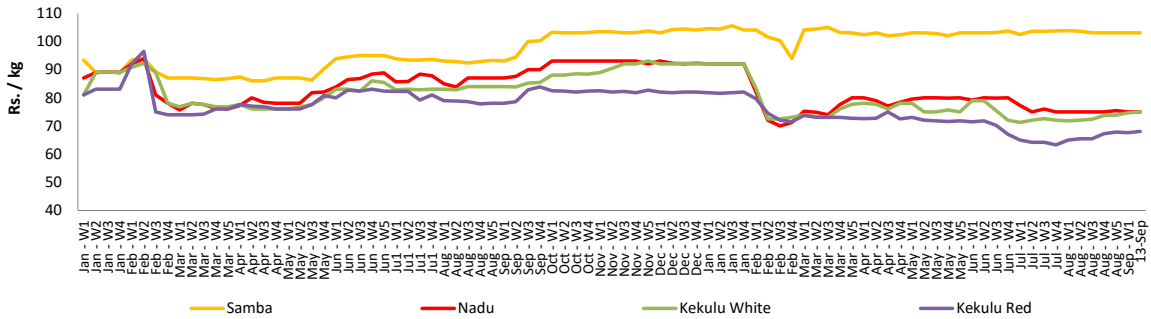
- Price increased by more than 5% compared to previous week average price.
- Price decreased by more than 5% compared to previous week average price.

### Wholesale Prices

#### Marandaghamula

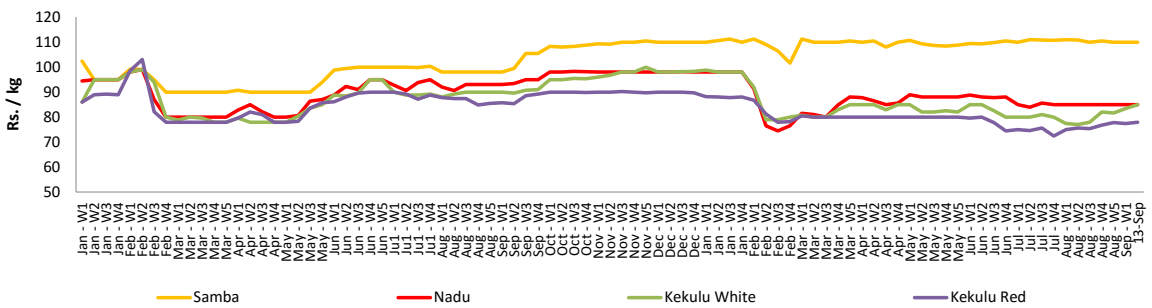


#### Pettah



### Retail Prices

#### Pettah



# Wholesale and Retail Prices of Selected Food Commodities - 2018/09/13

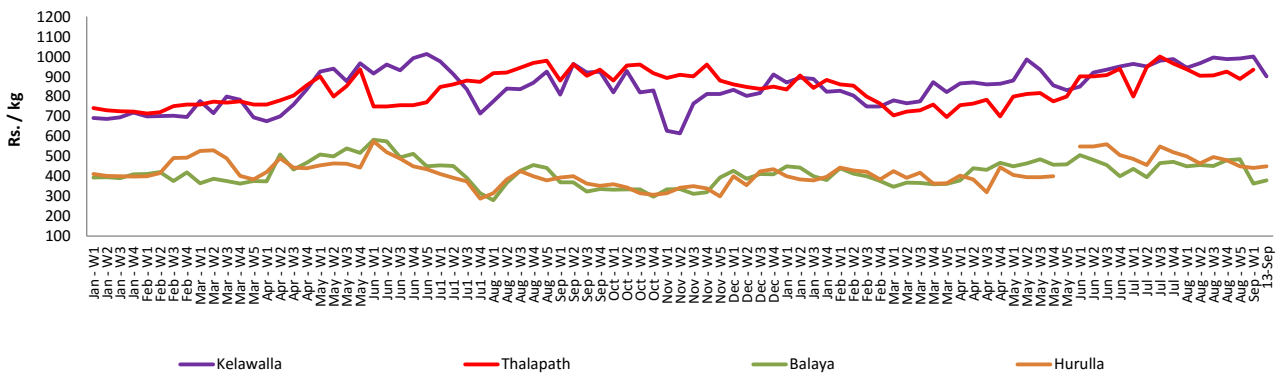
## Fish

Item	Unit	Wholesale				Retail			
		Peliyagoda		Negombo		Peliyagoda		Negombo	
		Previous Week	Today	Previous Week	Today	Previous Week	Today	Previous Week	Today
Kelawalla	Rs./Kg	700.00	600.00	668.00	620.00	1000.00	900.00	858.00	820.00
Thalapath	Rs./Kg	756.00	n.a.	710.00	700.00	934.00	n.a.	878.00	900.00
Balaya	Rs./Kg	266.00	280.00	258.00	260.00	364.00	380.00	382.00	380.00
Paraw	Rs./Kg	586.00	550.00	542.00	430.00	890.00	850.00	752.00	700.00
Salaya	Rs./Kg	172.00	200.00	98.00	100.00	220.00	240.00	150.00	150.00
Hurulla	Rs./Kg	342.00	350.00	318.00	200.00	442.00	450.00	420.00	280.00

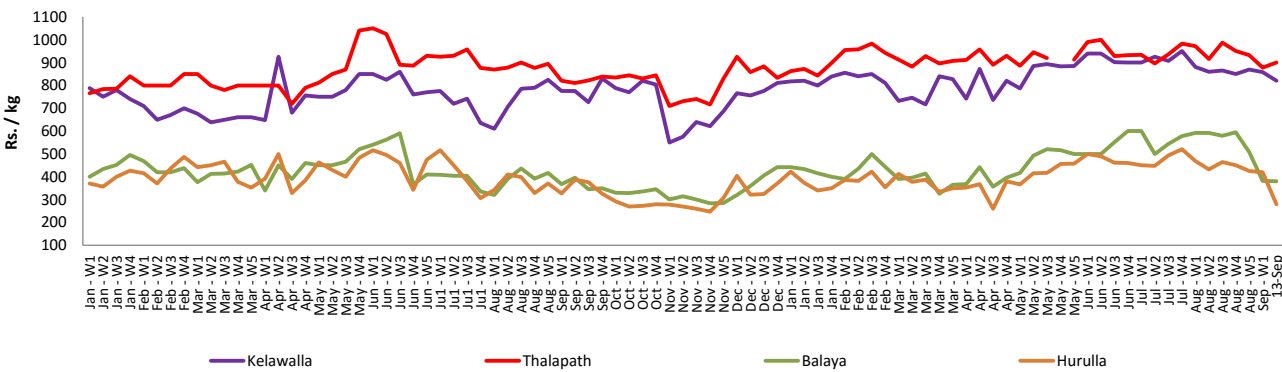
- Price increased by more than 5% compared to previous week average price.
- Price decreased by more than 5% compared to previous week average price.

### Retail Prices

#### Peliyagoda



#### Negombo



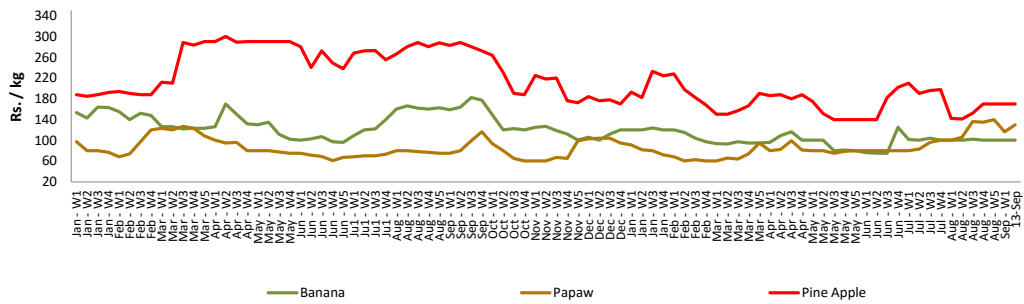
# Wholesale and Retail Prices of Selected Food Commodities - 2018/09/13

## Fruits

Item	Unit	Wholesale		Retail	
		Pettah			
		Previous Week	Today	Previous Week	Today
Banana (Sour)	Rs./Kg	56.00	60.00	100.00	100.00
Papaw	Rs./Kg	96.00	100.00	116.00	130.00
Pineapple	Rs./Kg	120.00	120.00	170.00	170.00

- Price increased by more than 5% compared to previous week average price.
- Price decreased by more than 5% compared to previous week average price.

**Retail - Pettah**



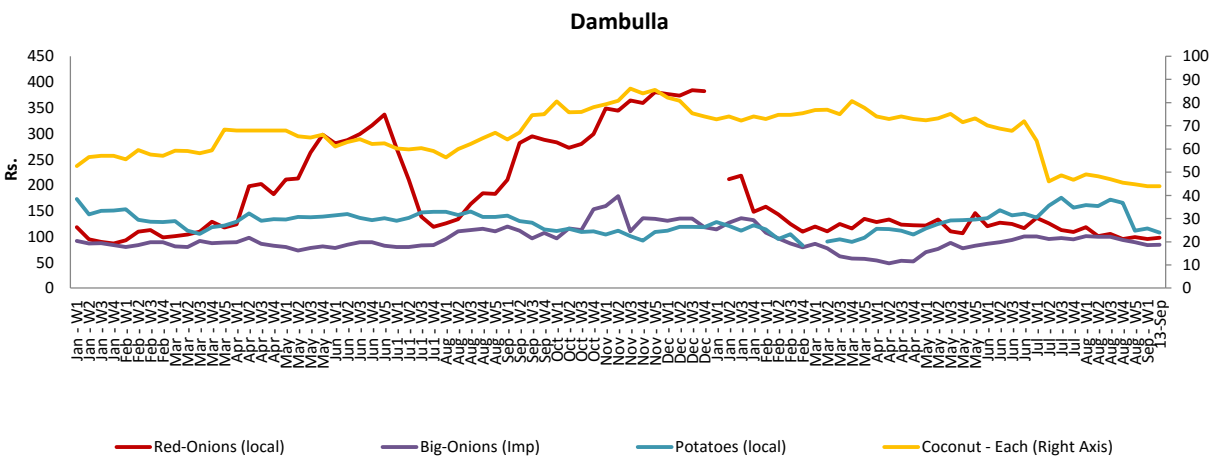
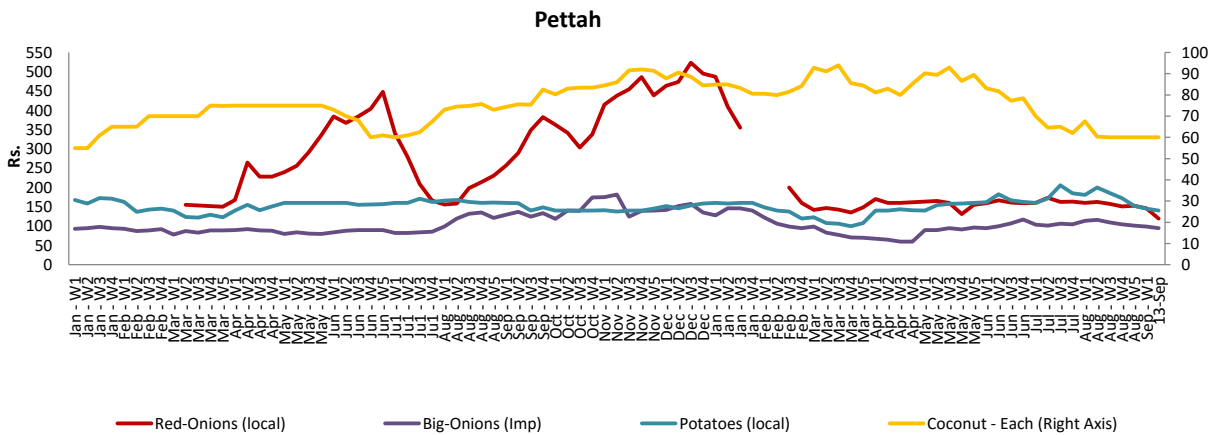
# Wholesale and Retail Prices of Selected Food Commodities - 2018/09/13

## Other

Item	Unit	Wholesale				Retail			
		Pettah		Dambulla		Pettah		Dambulla	
		Previous Week	Today	Previous Week	Today	Previous Week	Today	Previous Week	Today
Red-Onions (local)	Rs./Kg	120.00	100.00	81.00	88.00	146.00	120.00	95.00	98.00
Red-Onions (Imp)	Rs./Kg	n.a.	n.a.	n.a.	n.a.	n.a.	n.a.	n.a.	n.a.
Big-Onions (local)	Rs./Kg	75.00	72.00	74.00	74.00	99.00	95.00	84.00	84.00
Big-Onions (Imp)	Rs./Kg	76.00	72.00	74.00	74.00	99.00	95.00	84.00	84.00
Potatoes (local)	Rs./Kg	116.00	105.00	105.00	98.00	145.00	140.00	116.00	108.00
Potatoes (Imp)	Rs./Kg	75.00	70.00			99.00	95.00		
Dried Chillies (Imp)	Rs./Kg	250.00	250.00	244.00	243.00	300.00	280.00	255.00	253.00
Coconut	Rs./Nut	48.00	50.00	38.00	39.00	60.00	60.00	44.00	44.00
Coconut oil	Rs./Ltr	320.00	320.00			340.00	340.00		
Dhal	Rs./Kg	96.00	96.00			110.00	110.00		
Sugar	Rs./Kg	93.00	92.00			105.00	103.00		
Eggs	Rs./Each	16.00	15.20			17.00	16.20		
Katta	Rs./Kg	900.00	900.00			950.00	950.00		
Sprats	Rs./Kg	500.00	500.00			550.00	550.00		

- Price increased by more than 5% compared to previous week average price.
- Price decreased by more than 5% compared to previous week average price.

### Retail Prices



\* Prices of food commodities may vary due to quality and markets among other factors.