

Daily Price Report

A Summary of Price Developments - 10 September 2018



Vegetables

- Prices of most **vegetable** varieties **demonstrated mixed movements** in both **Pettah** and **Dambulla** markets.



Fish

- Prices of most **fish** varieties **continued to decrease** in both **Negombo** and **Peliyagoda** markets due to **favourable supply** from **North Western** and **Southern** coastal areas.



Other

- Price of **eggs** has **decreased** by **one rupees** in **Pettah** market reportedly due to **favourable supply** from **Hettipola** and **Pannala** areas.



Statistics Department
Central Bank of Sri Lanka

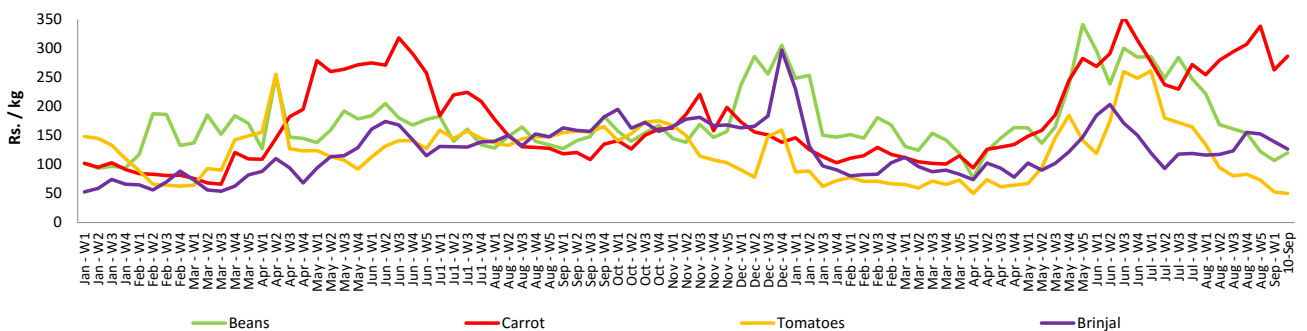
Wholesale and Retail Prices of Selected Food Commodities - 2018/09/10

Vegetables

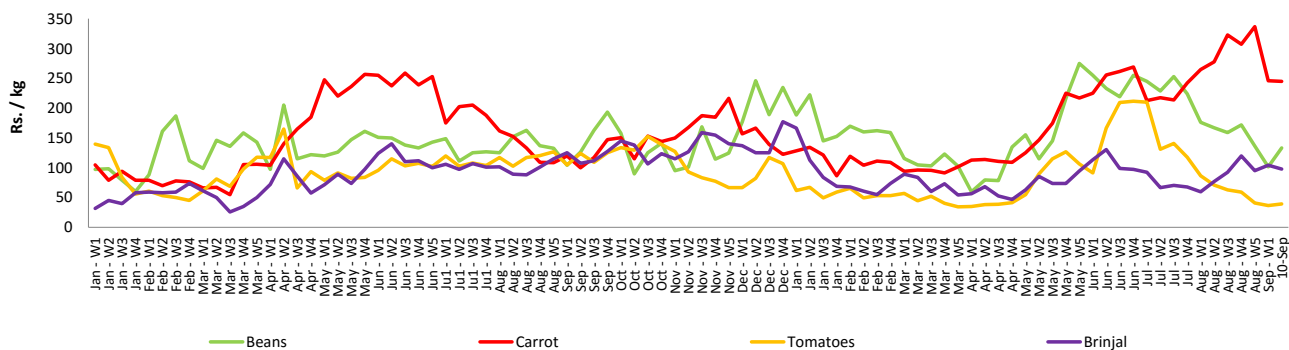
Item	Unit	Wholesale				Retail			
		Pettah		Dambulla		Pettah		Dambulla	
		Previous Week	Today	Previous Week	Today	Previous Week	Today	Previous Week	Today
Beans	Rs./Kg	78.00	83.00	82.00	113.00	107.00	120.00	102.00	133.00
Carrot	Rs./Kg	226.00	237.00	223.00	225.00	263.00	287.00	246.00	245.00
Cabbage	Rs./Kg	120.00	127.00	100.00	93.00	157.00	163.00	120.00	113.00
Tomatoes	Rs./Kg	33.00	27.00	17.00	19.00	53.00	50.00	37.00	39.00
Brinjal	Rs./Kg	105.00	97.00	84.00	78.00	139.00	127.00	104.00	98.00
Pumpkin	Rs./Kg	58.00	55.00	45.00	34.00	83.00	77.00	65.00	54.00
Snake gourd	Rs./Kg	68.00	60.00	41.00	48.00	97.00	90.00	61.00	68.00

- Price increased by more than 5% compared to previous week average price.
- Price decreased by more than 5% compared to previous week average price.

Retail Prices Pettah



Dambulla



Wholesale and Retail Prices of Selected Food Commodities - 2018/09/10

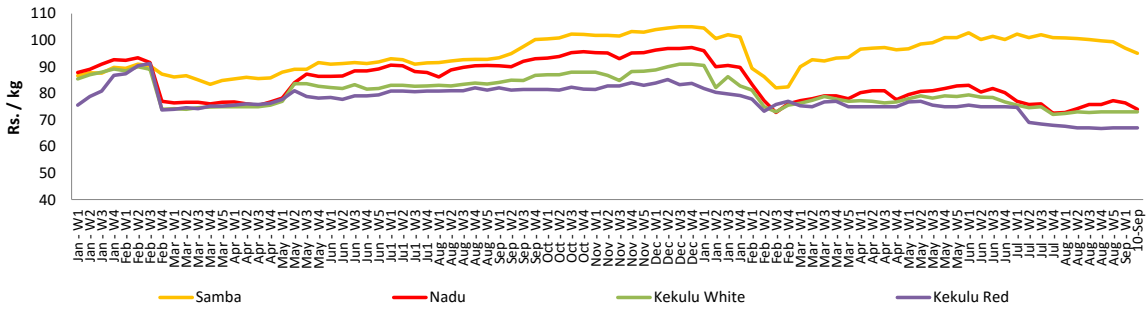
Rice

Item	Unit	Wholesale				Retail	
		Maradaghamula		Pettah		Pettah	
		Previous Week	Today	Previous Week	Today	Previous Week	Today
Samba	Rs./Kg	97.00	95.00	103.00	103.00	110.00	110.00
Nadu	Rs./Kg	76.00	74.00	75.00	75.00	85.00	85.00
Kekulu White	Rs./Kg	73.00	73.00	75.00	75.00	83.00	85.00
Kekulu Red	Rs./Kg	67.00	67.00	68.00	68.00	77.00	78.00

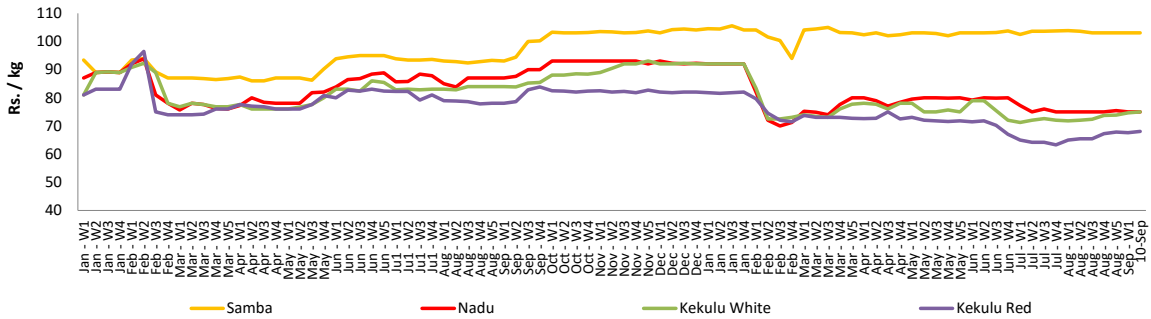
- Price increased by more than 5% compared to previous week average price.
- Price decreased by more than 5% compared to previous week average price.

Wholesale Prices

Marandaghamula

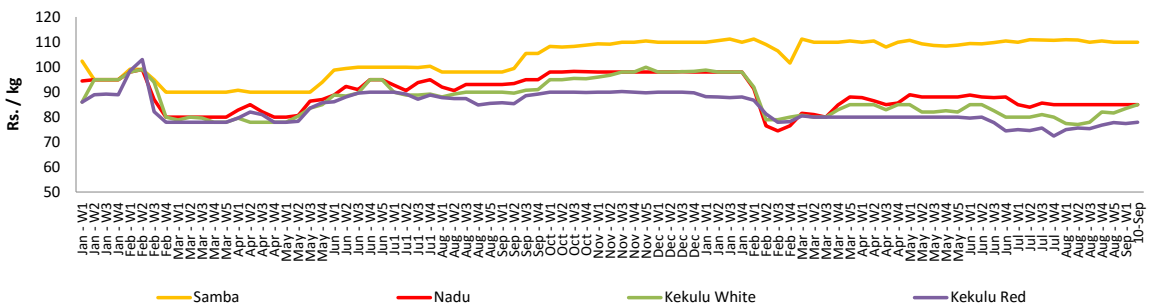


Pettah



Retail Prices

Pettah



Wholesale and Retail Prices of Selected Food Commodities - 2018/09/10

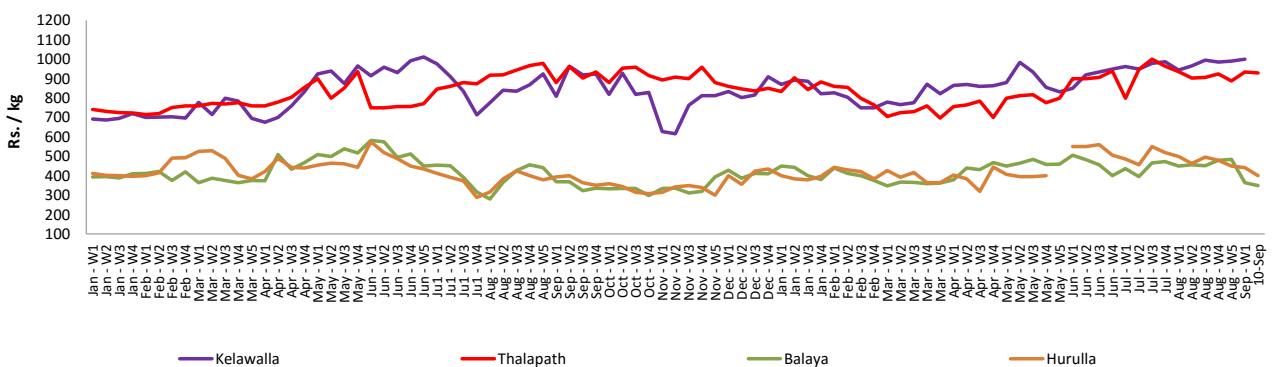
Fish

Item	Unit	Wholesale				Retail			
		Peliyagoda		Negombo		Peliyagoda		Negombo	
		Previous Week	Today	Previous Week	Today	Previous Week	Today	Previous Week	Today
Kelawalla	Rs./Kg	700.00	n.a.	668.00	580.00	1000.00	n.a.	858.00	800.00
Thalapath	Rs./Kg	756.00	750.00	710.00	720.00	934.00	930.00	878.00	920.00
Balaya	Rs./Kg	266.00	250.00	258.00	180.00	364.00	350.00	382.00	320.00
Paraw	Rs./Kg	586.00	680.00	542.00	500.00	890.00	1000.00	752.00	700.00
Salaya	Rs./Kg	172.00	160.00	98.00	120.00	220.00	200.00	150.00	180.00
Hurulla	Rs./Kg	342.00	300.00	318.00	250.00	442.00	400.00	420.00	350.00

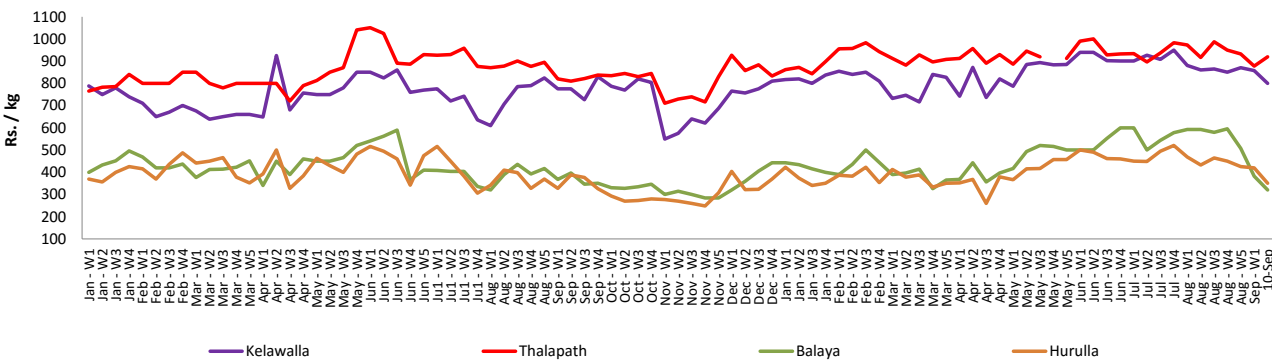
- Price increased by more than 5% compared to previous week average price.
- Price decreased by more than 5% compared to previous week average price.

Retail Prices

Peliyagoda



Negombo



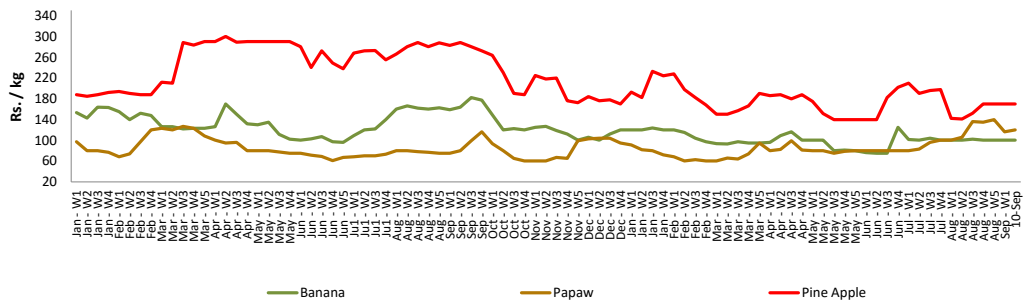
Wholesale and Retail Prices of Selected Food Commodities - 2018/09/10

Fruits

Item	Unit	Wholesale		Retail	
		Pettah			
		Previous Week	Today	Previous Week	Today
Banana (Sour)	Rs./Kg	56.00	55.00	100.00	100.00
Papaw	Rs./Kg	96.00	100.00	116.00	120.00
Pineapple	Rs./Kg	120.00	120.00	170.00	170.00

- Price increased by more than 5% compared to previous week average price.
- Price decreased by more than 5% compared to previous week average price.

Retail - Pettah



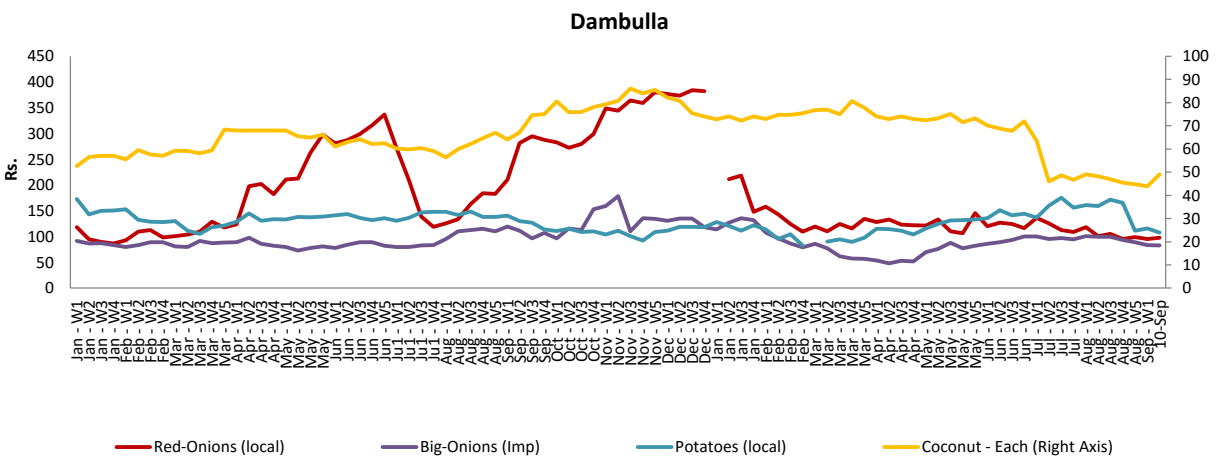
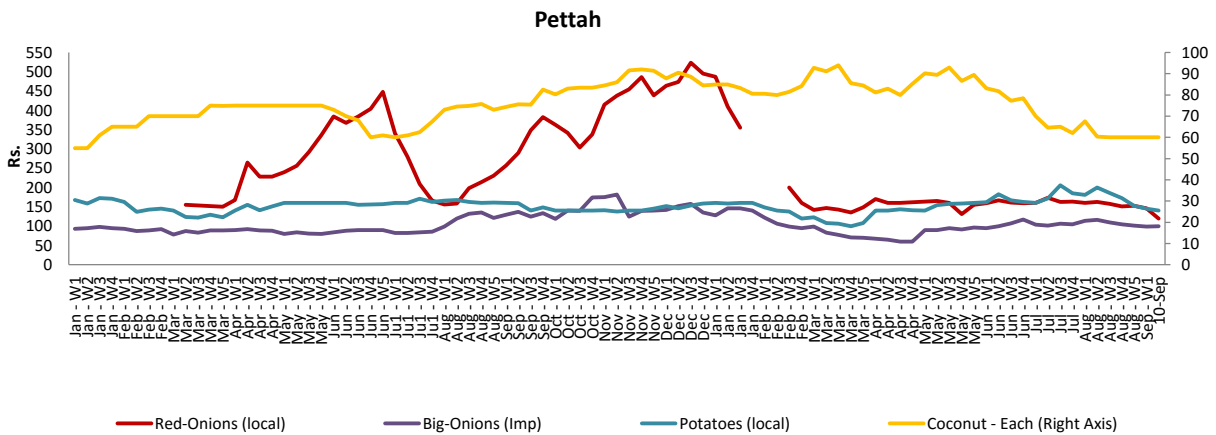
Wholesale and Retail Prices of Selected Food Commodities - 2018/09/10

Other

Item	Unit	Wholesale				Retail			
		Pettah		Dambulla		Pettah		Dambulla	
		Previous Week	Today	Previous Week	Today	Previous Week	Today	Previous Week	Today
Red-Onions (local)	Rs./Kg	120.00	100.00	81.00	88.00	146.00	120.00	95.00	98.00
Red-Onions (Imp)	Rs./Kg	n.a.	n.a.	n.a.	n.a.	n.a.	n.a.	n.a.	n.a.
Big-Onions (local)	Rs./Kg	76.00	76.00	74.00	71.00	99.00	100.00	84.00	91.00
Big-Onions (Imp)	Rs./Kg	76.00	76.00	74.00	73.00	99.00	100.00	84.00	83.00
Potatoes (local)	Rs./Kg	116.00	110.00	105.00	93.00	145.00	140.00	116.00	108.00
Potatoes (Imp)	Rs./Kg	75.00	75.00			99.00	100.00		
Dried Chillies (Imp)	Rs./Kg	250.00	250.00	244.00	235.00	300.00	300.00	255.00	248.00
Coconut	Rs./Nut	48.00	48.00	38.00	43.00	60.00	60.00	44.00	49.00
Coconut oil	Rs./Ltr	320.00	320.00			340.00	340.00		
Dhal	Rs./Kg	96.00	96.00			110.00	110.00		
Sugar	Rs./Kg	93.00	92.00			105.00	103.00		
Eggs	Rs./Each	16.00	15.20			17.00	16.20		
Katta	Rs./Kg	900.00	900.00			950.00	950.00		
Sprats	Rs./Kg	500.00	500.00			550.00	550.00		

- Price increased by more than 5% compared to previous week average price.
- Price decreased by more than 5% compared to previous week average price.

Retail Prices



* Prices of food commodities may vary due to quality and markets among other factors.