

Daily Price Report

A Summary of Price Developments - 07 September 2018



Vegetables

- Prices of most **vegetable** varieties **decreased** in both **Pettah** and **Dambulla** markets due to **favourable supply** from **Nuwara Eliya, Jaffna**.
- Prices of **Carrot** which was at high levels in the previous weeks, **decreased significantly** in both **Pettah** and **Dambulla** markets due to **favourable supply** from **Jaffna**.



Fish

- Prices of most **fish** varieties **decreased** in **Negombo** market due to **favourable supply** from **North Western** coastal area.



Other

- Price of **local Potatoes** **decreased** in **Pettah** market due to **favourable supply** from **Welimada** area.
- Price of **Coconut Oil** **decreased** in **Pettah** market due to the **recently prevailed low Coconut prices**.



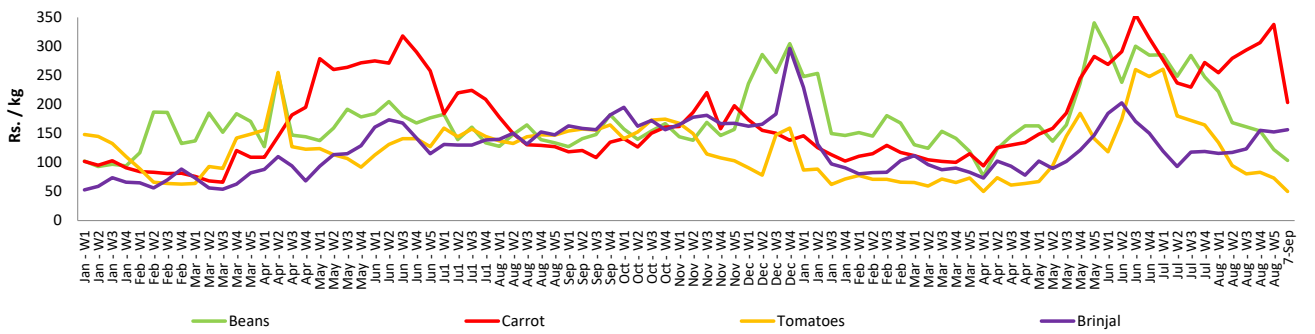
Wholesale and Retail Prices of Selected Food Commodities - 2018/09/07

Vegetables

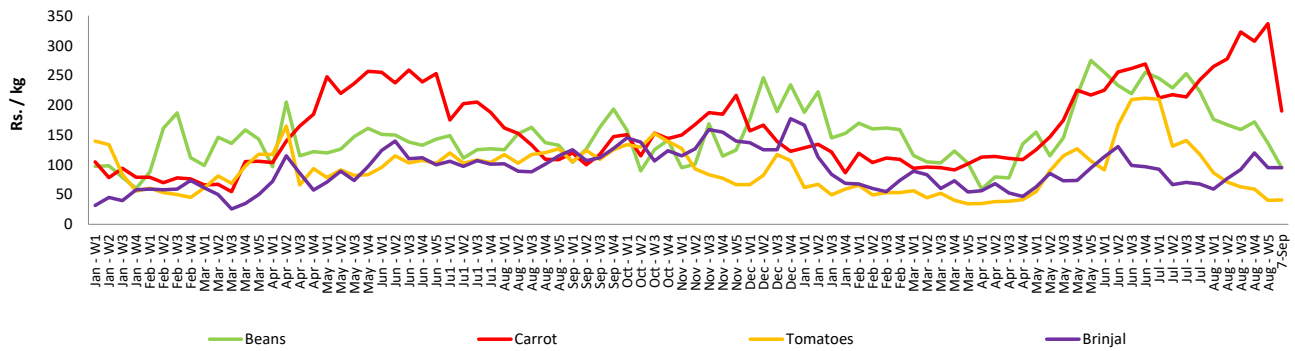
| Item | Unit | Wholesale | | | | Retail | | | |
|-------------|--------|---------------|--------|---------------|--------|---------------|--------|---------------|--------|
| | | Pettah | | Dambulla | | Pettah | | Dambulla | |
| | | Previous Week | Today | Previous Week | Today | Previous Week | Today | Previous Week | Today |
| Beans | Rs./Kg | 88.00 | 75.00 | 117.00 | 75.00 | 122.00 | 103.00 | 137.00 | 95.00 |
| Carrot | Rs./Kg | 298.00 | 170.00 | 317.00 | 165.00 | 338.00 | 203.00 | 337.00 | 190.00 |
| Cabbage | Rs./Kg | 113.00 | 107.00 | 75.00 | 115.00 | 152.00 | 140.00 | 95.00 | 135.00 |
| Tomatoes | Rs./Kg | 44.00 | 30.00 | 20.00 | 21.00 | 73.00 | 50.00 | 41.00 | 41.00 |
| Brinjal | Rs./Kg | 115.00 | 120.00 | 75.00 | 75.00 | 152.00 | 157.00 | 95.00 | 95.00 |
| Pumpkin | Rs./Kg | 69.00 | 54.00 | 49.00 | 31.00 | 94.00 | 83.00 | 69.00 | 51.00 |
| Snake gourd | Rs./Kg | 70.00 | 63.00 | 37.00 | 28.00 | 101.00 | 90.00 | 57.00 | 48.00 |

- Price increased by more than 5% compared to previous week average price.
- Price decreased by more than 5% compared to previous week average price.

Retail Prices Pettah



Dambulla



Wholesale and Retail Prices of Selected Food Commodities - 2018/09/07

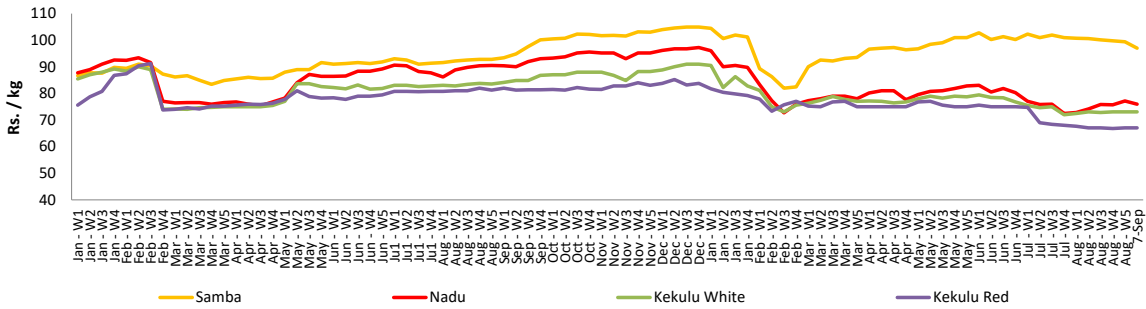
Rice

| Item | Unit | Wholesale | | | | Retail | |
|--------------|--------|---------------|-------|---------------|--------|---------------|--------|
| | | Maradaghamula | | Pettah | | Pettah | |
| | | Previous Week | Today | Previous Week | Today | Previous Week | Today |
| Samba | Rs./Kg | 99.00 | 97.00 | 103.00 | 103.00 | 110.00 | 110.00 |
| Nadu | Rs./Kg | 77.00 | 76.00 | 75.00 | 75.00 | 85.00 | 85.00 |
| Kekulu White | Rs./Kg | 73.00 | 73.00 | 74.00 | 74.00 | 82.00 | 81.00 |
| Kekulu Red | Rs./Kg | 67.00 | 67.00 | 68.00 | 67.00 | 78.00 | 77.00 |

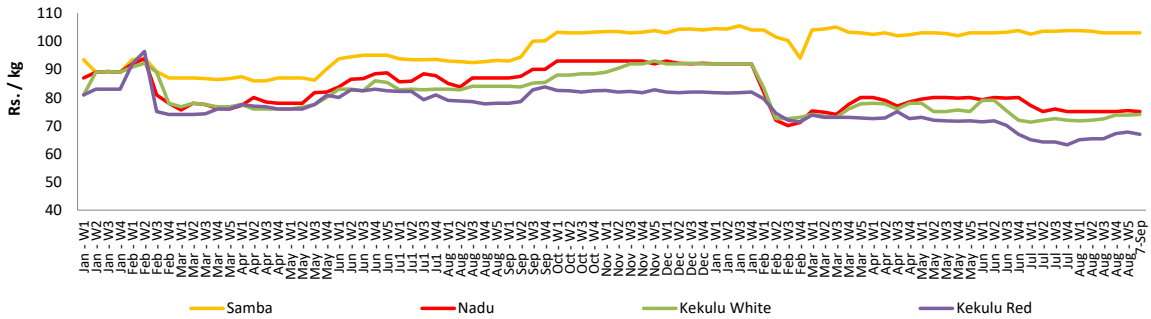
- Price increased by more than 5% compared to previous week average price.
- Price decreased by more than 5% compared to previous week average price.

Wholesale Prices

Marandaghamula

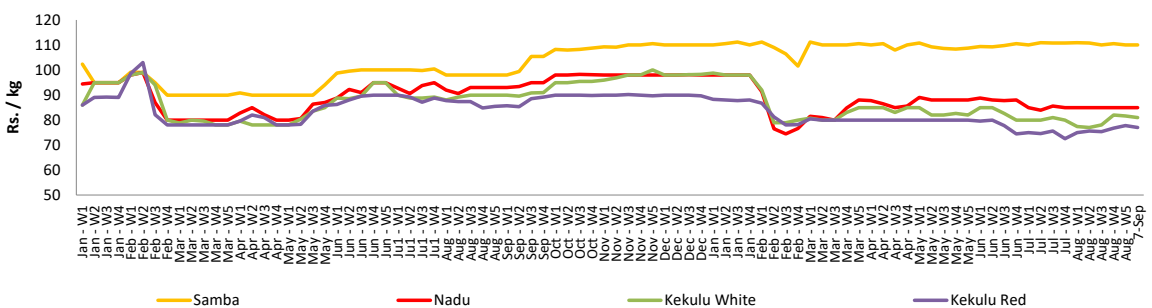


Pettah



Retail Prices

Pettah



Wholesale and Retail Prices of Selected Food Commodities - 2018/09/07

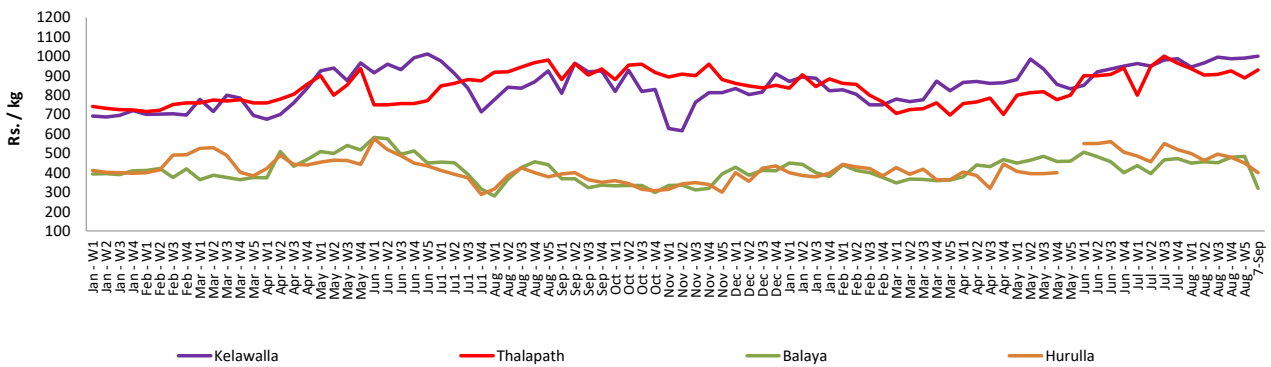
Fish

| Item | Unit | Wholesale | | | | Retail | | | |
|-----------|--------|---------------|--------|---------------|--------|---------------|---------|---------------|--------|
| | | Peliyagoda | | Negombo | | Peliyagoda | | Negombo | |
| | | Previous Week | Today | Previous Week | Today | Previous Week | Today | Previous Week | Today |
| Kelawalla | Rs./Kg | 680.00 | 700.00 | 644.00 | 640.00 | 990.00 | 1000.00 | 870.00 | 850.00 |
| Thalapath | Rs./Kg | 720.00 | 750.00 | 720.00 | 700.00 | 888.00 | 930.00 | 932.00 | 900.00 |
| Balaya | Rs./Kg | 385.00 | 230.00 | 358.00 | 240.00 | 485.00 | 320.00 | 508.00 | 340.00 |
| Paraw | Rs./Kg | 610.00 | 680.00 | 520.00 | 500.00 | 915.00 | 1000.00 | 780.00 | 700.00 |
| Salaya | Rs./Kg | 156.00 | 160.00 | 166.00 | 100.00 | 196.00 | 200.00 | 244.00 | 170.00 |
| Hurulla | Rs./Kg | 350.00 | 300.00 | 340.00 | 270.00 | 450.00 | 400.00 | 425.00 | 370.00 |

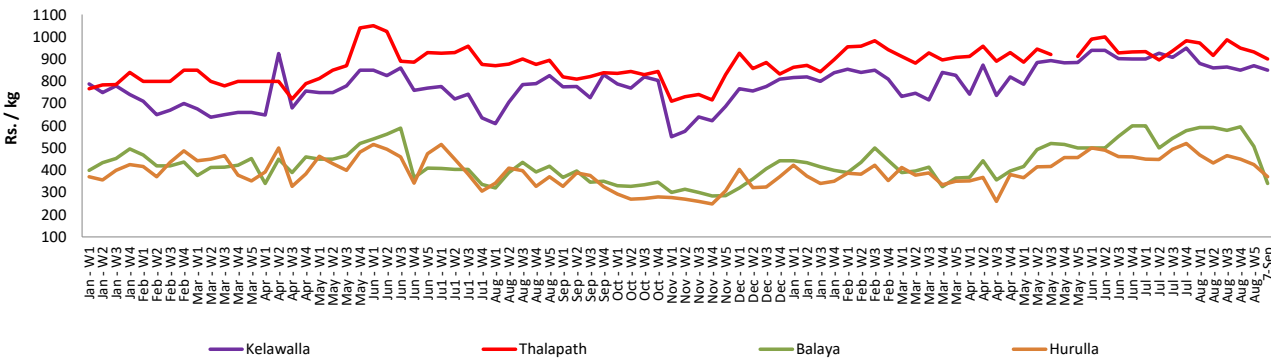
- Price increased by more than 5% compared to previous week average price.
- Price decreased by more than 5% compared to previous week average price.

Retail Prices

Peliyagoda



Negombo



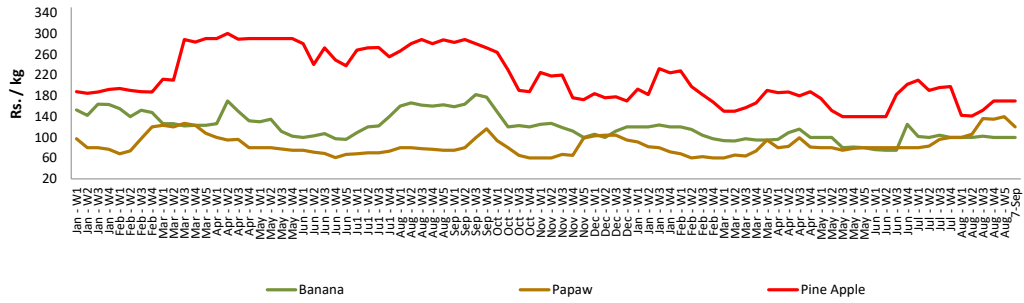
Wholesale and Retail Prices of Selected Food Commodities - 2018/09/07

Fruits

| Item | Unit | Wholesale | | Retail | |
|---------------|--------|---------------|--------|---------------|--------|
| | | Pettah | | | |
| | | Previous Week | Today | Previous Week | Today |
| Banana (Sour) | Rs./Kg | 60.00 | 55.00 | 100.00 | 100.00 |
| Papaw | Rs./Kg | 104.00 | 100.00 | 140.00 | 120.00 |
| Pineapple | Rs./Kg | 118.00 | 120.00 | 170.00 | 170.00 |

- Price increased by more than 5% compared to previous week average price.
- Price decreased by more than 5% compared to previous week average price.

Retail - Pettah



Wholesale and Retail Prices of Selected Food Commodities - 2018/09/07

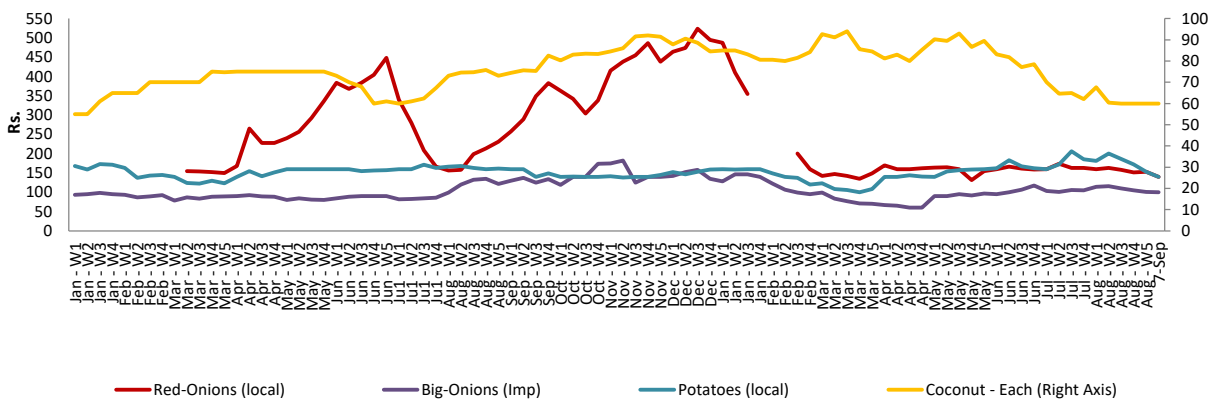
Other

| Item | Unit | Wholesale | | | | Retail | | | |
|----------------------|----------|---------------|--------|---------------|--------|---------------|--------|---------------|--------|
| | | Pettah | | Dambulla | | Pettah | | Dambulla | |
| | | Previous Week | Today | Previous Week | Today | Previous Week | Today | Previous Week | Today |
| Red-Onions (local) | Rs./Kg | 120.00 | 120.00 | 86.00 | 78.00 | 153.00 | 140.00 | 99.00 | 88.00 |
| Red-Onions (Imp) | Rs./Kg | n.a. | n.a. | n.a. | n.a. | n.a. | n.a. | n.a. | n.a. |
| Big-Onions (local) | Rs./Kg | n.a. | 76.00 | 82.00 | 73.00 | n.a. | 100.00 | 92.00 | 83.00 |
| Big-Onions (Imp) | Rs./Kg | 80.00 | 76.00 | 80.00 | 73.00 | 101.00 | 100.00 | 89.00 | 84.00 |
| Potatoes (local) | Rs./Kg | 120.00 | 110.00 | 101.00 | 108.00 | 153.00 | 140.00 | 112.00 | 118.00 |
| Potatoes (Imp) | Rs./Kg | 77.00 | 75.00 | | | 98.00 | 100.00 | | |
| Dried Chillies (Imp) | Rs./Kg | 250.00 | 250.00 | 245.00 | 243.00 | 300.00 | 300.00 | 256.00 | 253.00 |
| Coconut | Rs./Nut | 48.00 | 43.00 | 39.00 | 38.00 | 60.00 | 60.00 | 45.00 | 44.00 |
| Coconut oil | Rs./Ltr | 340.00 | 320.00 | | | 360.00 | 340.00 | | |
| Dhal | Rs./Kg | 96.00 | 96.00 | | | 109.00 | 110.00 | | |
| Sugar | Rs./Kg | 94.00 | 92.00 | | | 105.00 | 108.00 | | |
| Eggs | Rs./Each | 16.00 | 16.20 | | | 17.00 | 17.20 | | |
| Katta | Rs./Kg | 900.00 | 900.00 | | | 950.00 | 950.00 | | |
| Sprats | Rs./Kg | 500.00 | 500.00 | | | 550.00 | 550.00 | | |

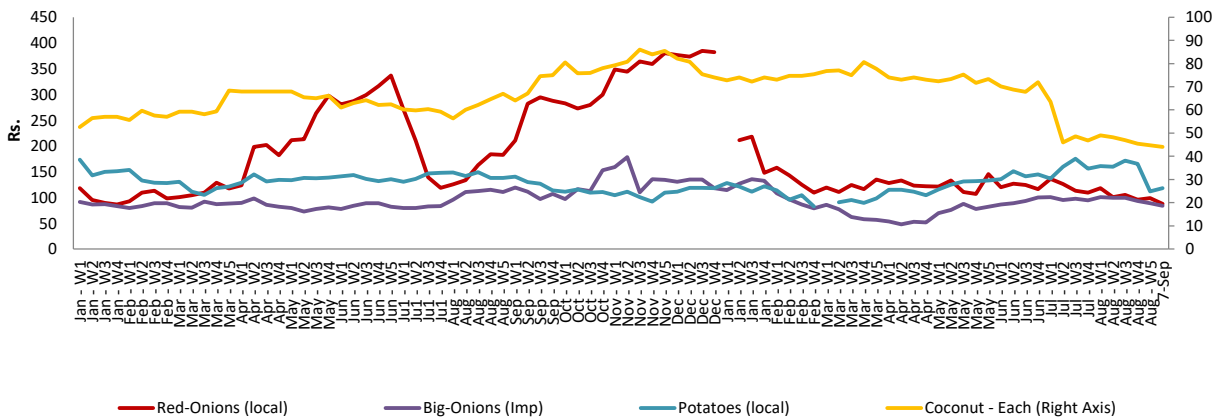
- Price increased by more than 5% compared to previous week average price.
- Price decreased by more than 5% compared to previous week average price.

Retail Prices

Pettah



Dambulla



* Prices of food commodities may vary due to quality and markets among other factors.