

Daily Price Report

A Summary of Price Developments - 03 September 2018



Vegetables

- Prices of most **vegetable** varieties **decreased** in **Pettah** and **Dambulla** markets due to **high supply** from **Puttalam** and **Jaffna**.



Other

- Price of **Coconut Oil** **decreased** in **Pettah** market due to the **recently prevailed low Coconut prices**.



Statistics Department
Central Bank of Sri Lanka

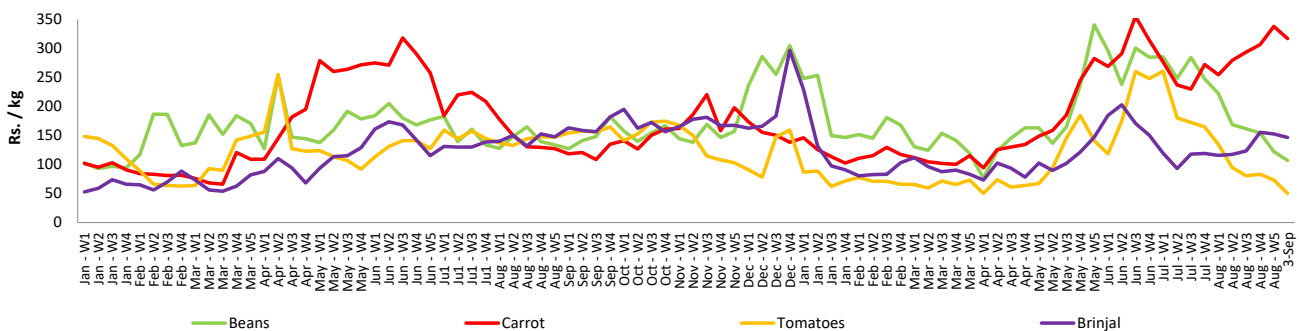
Wholesale and Retail Prices of Selected Food Commodities - 2018/09/03

Vegetables

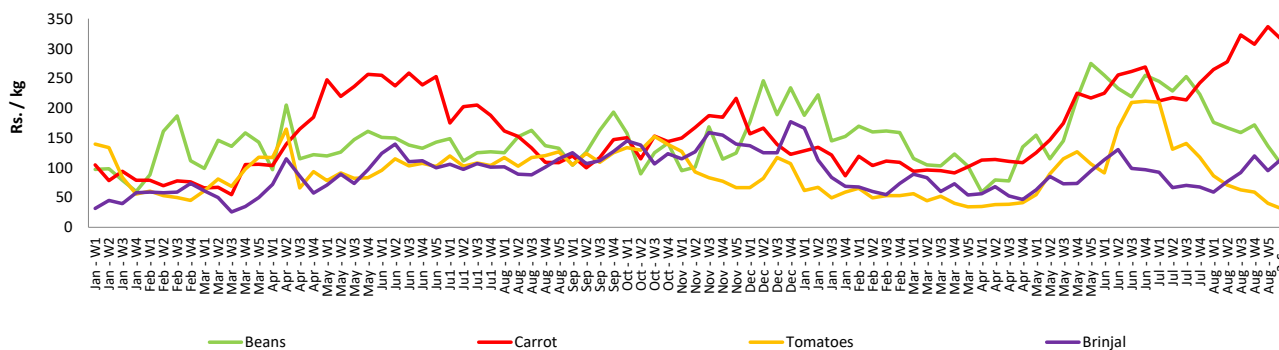
Item	Unit	Wholesale				Retail			
		Pettah		Dambulla		Pettah		Dambulla	
		Previous Week	Today	Previous Week	Today	Previous Week	Today	Previous Week	Today
Beans	Rs./Kg	88.00	80.00	117.00	85.00	122.00	107.00	137.00	105.00
Carrot	Rs./Kg	298.00	270.00	317.00	295.00	338.00	317.00	337.00	315.00
Cabbage	Rs./Kg	113.00	130.00	75.00	85.00	152.00	170.00	95.00	105.00
Tomatoes	Rs./Kg	44.00	40.00	20.00	11.00	73.00	50.00	41.00	31.00
Brinjal	Rs./Kg	115.00	107.00	75.00	95.00	152.00	147.00	95.00	115.00
Pumpkin	Rs./Kg	69.00	60.00	49.00	38.00	94.00	83.00	69.00	58.00
Snake gourd	Rs./Kg	70.00	70.00	37.00	48.00	101.00	100.00	57.00	68.00

- Price increased by more than 5% compared to previous week average price.
- Price decreased by more than 5% compared to previous week average price.

Retail Prices Pettah



Dambulla



Wholesale and Retail Prices of Selected Food Commodities - 2018/09/03

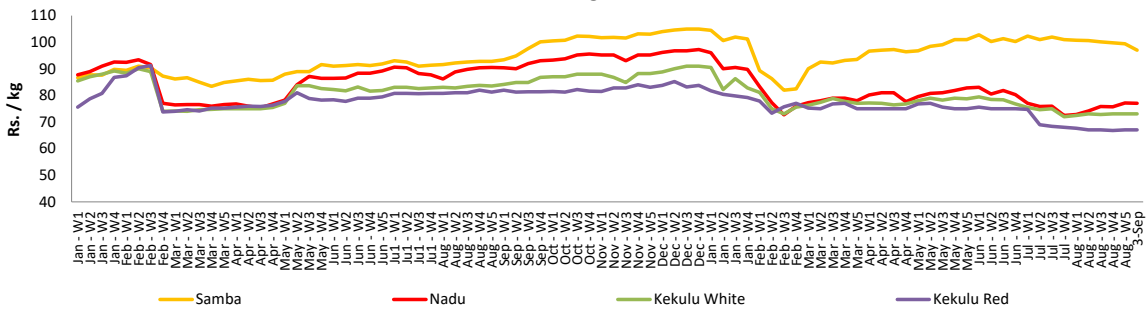
Rice

Item	Unit	Wholesale				Retail	
		Maradaghamula		Pettah		Pettah	
		Previous Week	Today	Previous Week	Today	Previous Week	Today
Samba	Rs./Kg	99.00	97.00	103.00	103.00	110.00	110.00
Nadu	Rs./Kg	77.00	77.00	75.00	75.00	85.00	85.00
Kekulu White	Rs./Kg	73.00	73.00	74.00	75.00	82.00	85.00
Kekulu Red	Rs./Kg	67.00	67.00	68.00	68.00	78.00	78.00

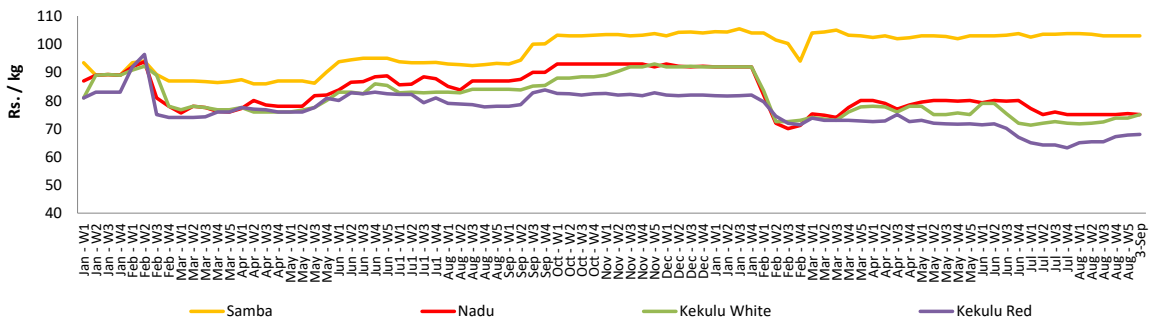
- Price increased by more than 5% compared to previous week average price.
- Price decreased by more than 5% compared to previous week average price.

Wholesale Prices

Marandaghamula

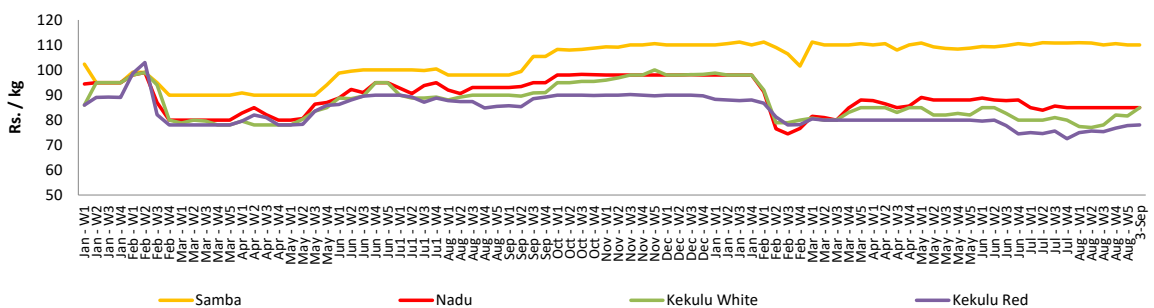


Pettah



Retail Prices

Pettah



Wholesale and Retail Prices of Selected Food Commodities - 2018/09/03

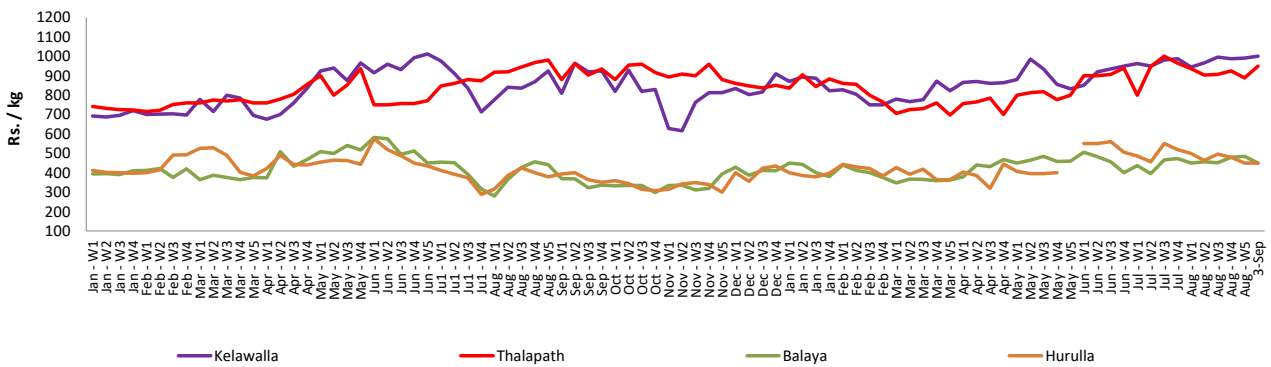
Fish

Item	Unit	Wholesale				Retail			
		Peliyagoda		Negombo		Peliyagoda		Negombo	
		Previous Week	Today	Previous Week	Today	Previous Week	Today	Previous Week	Today
Kelawalla	Rs./Kg	680.00	700.00	644.00	700.00	990.00	1000.00	870.00	930.00
Thalapath	Rs./Kg	720.00	780.00	720.00	750.00	888.00	950.00	932.00	940.00
Balaya	Rs./Kg	385.00	350.00	358.00	300.00	485.00	450.00	508.00	520.00
Paraw	Rs./Kg	610.00	600.00	520.00	550.00	915.00	900.00	780.00	820.00
Salaya	Rs./Kg	156.00	140.00	166.00	n.a.	196.00	180.00	244.00	n.a.
Hurulla	Rs./Kg	350.00	350.00	340.00	350.00	450.00	450.00	425.00	470.00

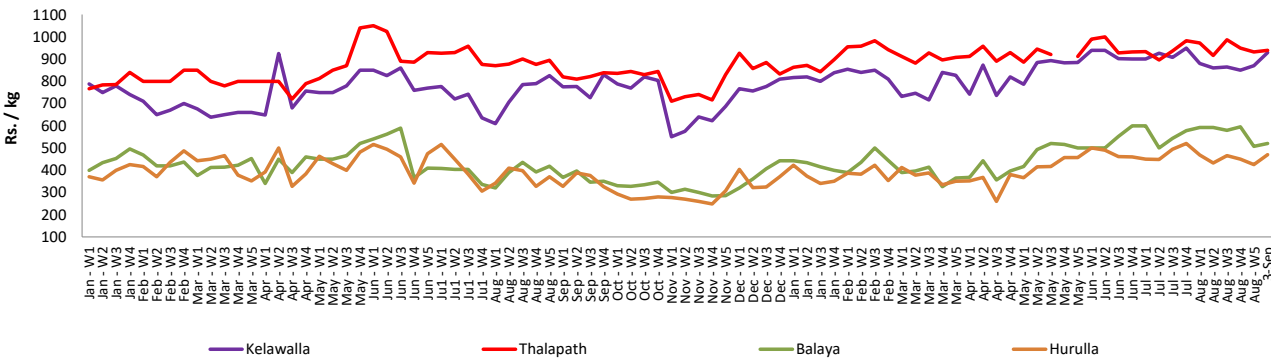
- Price increased by more than 5% compared to previous week average price.
- Price decreased by more than 5% compared to previous week average price.

Retail Prices

Peliyagoda



Negombo



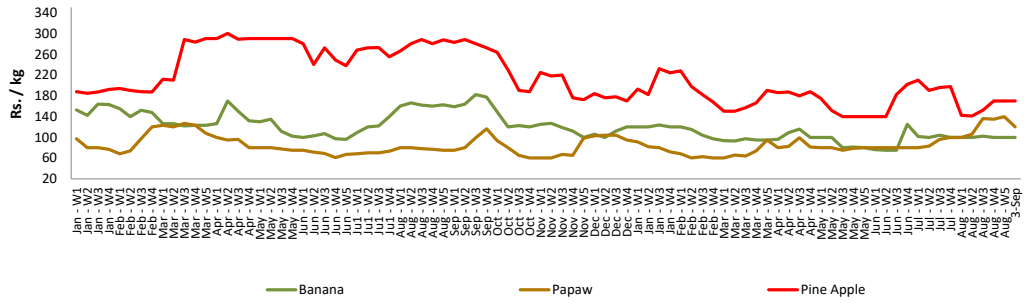
Wholesale and Retail Prices of Selected Food Commodities - 2018/09/03

Fruits

Item	Unit	Wholesale		Retail	
		Pettah			
		Previous Week	Today	Previous Week	Today
Banana (Sour)	Rs./Kg	60.00	55.00	100.00	100.00
Papaw	Rs./Kg	104.00	100.00	140.00	120.00
Pineapple	Rs./Kg	118.00	120.00	170.00	170.00

- Price increased by more than 5% compared to previous week average price.
- Price decreased by more than 5% compared to previous week average price.

Retail - Pettah



Wholesale and Retail Prices of Selected Food Commodities - 2018/09/03

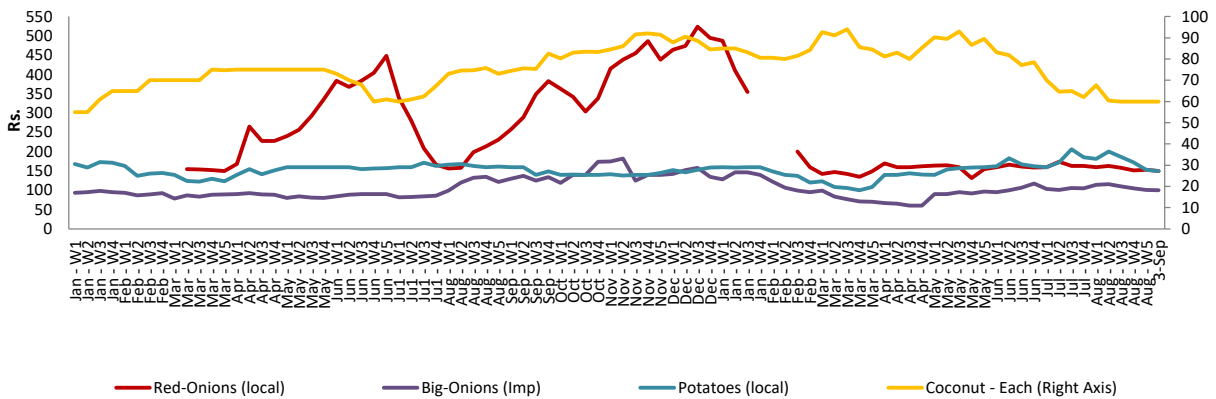
Other

Item	Unit	Wholesale				Retail			
		Pettah		Dambulla		Pettah		Dambulla	
		Previous Week	Today	Previous Week	Today	Previous Week	Today	Previous Week	Today
Red-Onions (local)	Rs./Kg	120.00	120.00	86.00	79.00	153.00	150.00	99.00	89.00
Red-Onions (Imp)	Rs./Kg	n.a.	n.a.	n.a.	n.a.	n.a.	n.a.	n.a.	n.a.
Big-Onions (local)	Rs./Kg	n.a.	77.00	82.00	78.00	n.a.	100.00	92.00	88.00
Big-Onions (Imp)	Rs./Kg	80.00	77.00	80.00	73.00	101.00	100.00	89.00	83.00
Potatoes (local)	Rs./Kg	120.00	120.00	101.00	n.a.	153.00	150.00	112.00	n.a.
Potatoes (Imp)	Rs./Kg	77.00	75.00			98.00	100.00		
Dried Chillies (Imp)	Rs./Kg	250.00	250.00	245.00	243.00	300.00	300.00	256.00	258.00
Coconut	Rs./Nut	48.00	48.00	39.00	38.00	60.00	60.00	45.00	44.00
Coconut oil	Rs./Ltr	340.00	320.00			360.00	340.00		
Dhal	Rs./Kg	96.00	96.00			109.00	110.00		
Sugar	Rs./Kg	94.00	94.00			105.00	105.00		
Eggs	Rs./Each	16.00	16.20			17.00	17.20		
Katta	Rs./Kg	900.00	900.00			950.00	950.00		
Sprats	Rs./Kg	500.00	500.00			550.00	550.00		

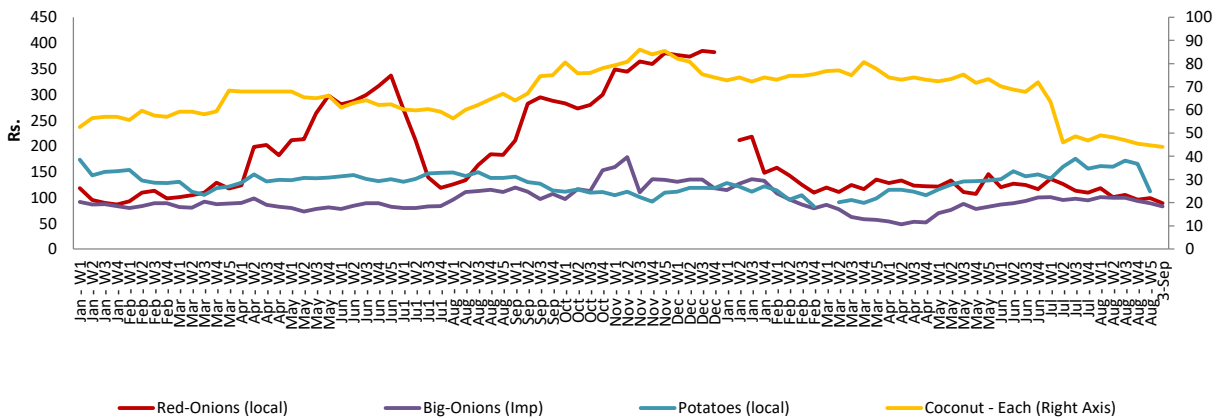
- Price increased by more than 5% compared to previous week average price.
- Price decreased by more than 5% compared to previous week average price.

Retail Prices

Pettah



Dambulla



* Prices of food commodities may vary due to quality and markets among other factors.