

Daily Price Report

A Summary of Price Developments - 31 August 2018



Vegetables

- Prices of most **vegetable** varieties **decreased** in **Pettah** and **Dambulla** markets due to **high supply** from **Puttalam** and **Jaffna**.
- However, price of **Carrot** continued to **increase** due to **low supply** from **Nuwareliya**.



Fish

- Prices of **fish** **decreased** in both Peliyagoda and **Negombo** markets due to **favourable catchment** in **Southern** and **North Western** coastal area.



Other

- Price of **Local Potatoes** **decreased** in both **Pettah** and **Dambulla** market due to **availability of varieties** from **Nuwareliya**, **Welimada** and **Jaffna**.



Statistics Department
Central Bank of Sri Lanka

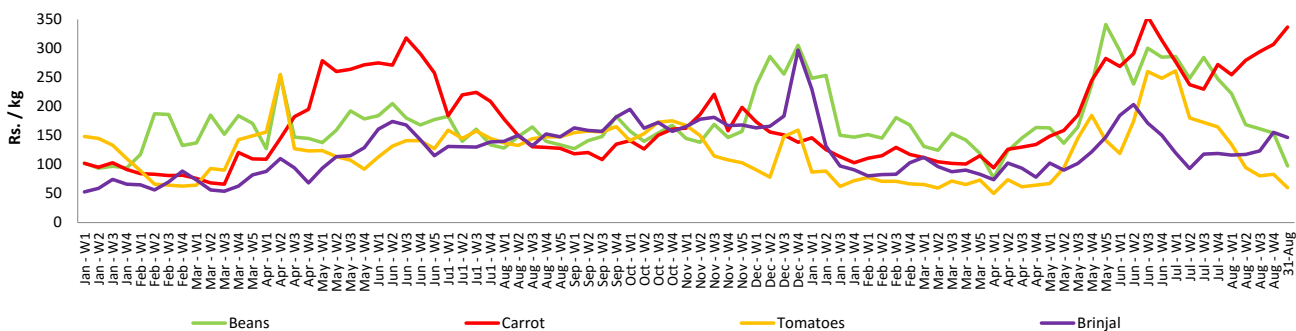
Wholesale and Retail Prices of Selected Food Commodities - 2018/08/31

Vegetables

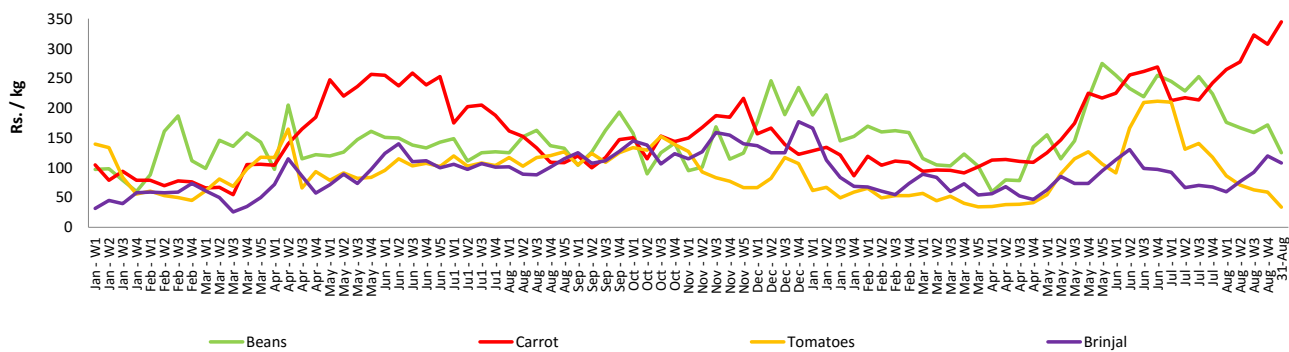
Item	Unit	Wholesale				Retail			
		Pettah		Dambulla		Pettah		Dambulla	
		Previous Week	Today	Previous Week	Today	Previous Week	Today	Previous Week	Today
Beans	Rs./Kg	117.00	67.00	152.00	105.00	154.00	98.00	172.00	125.00
Carrot	Rs./Kg	264.00	303.00	288.00	325.00	307.00	337.00	308.00	345.00
Cabbage	Rs./Kg	107.00	123.00	82.00	85.00	149.00	157.00	102.00	105.00
Tomatoes	Rs./Kg	51.00	35.00	39.00	14.00	83.00	60.00	59.00	34.00
Brinjal	Rs./Kg	112.00	117.00	100.00	88.00	155.00	147.00	120.00	108.00
Pumpkin	Rs./Kg	81.00	58.00	67.00	43.00	115.00	80.00	87.00	63.00
Snake gourd	Rs./Kg	65.00	67.00	39.00	38.00	93.00	97.00	59.00	58.00

- Price increased by more than 5% compared to previous week average price.
- Price decreased by more than 5% compared to previous week average price.

Retail Prices Pettah



Dambulla



Wholesale and Retail Prices of Selected Food Commodities - 2018/08/31

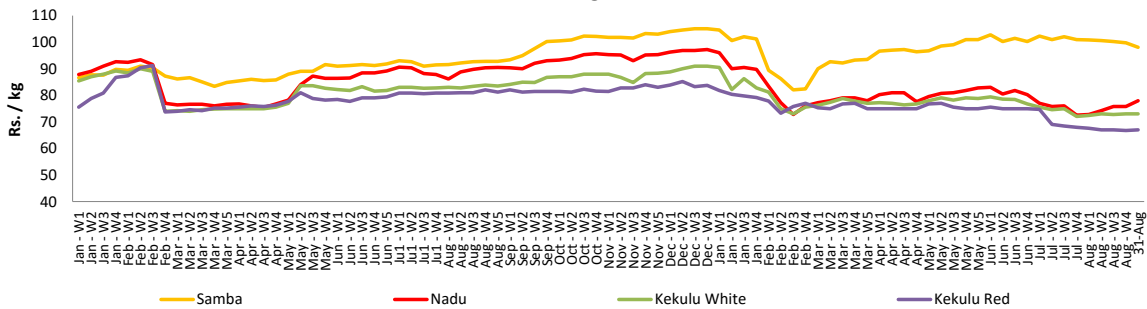
Rice

Item	Unit	Wholesale				Retail	
		Maradaghamula		Pettah		Pettah	
		Previous Week	Today	Previous Week	Today	Previous Week	Today
Samba	Rs./Kg	100.00	98.00	103.00	103.00	111.00	110.00
Nadu	Rs./Kg	76.00	78.00	75.00	75.00	85.00	85.00
Kekulu White	Rs./Kg	73.00	73.00	74.00	74.00	82.00	85.00
Kekulu Red	Rs./Kg	67.00	67.00	67.00	68.00	77.00	78.00

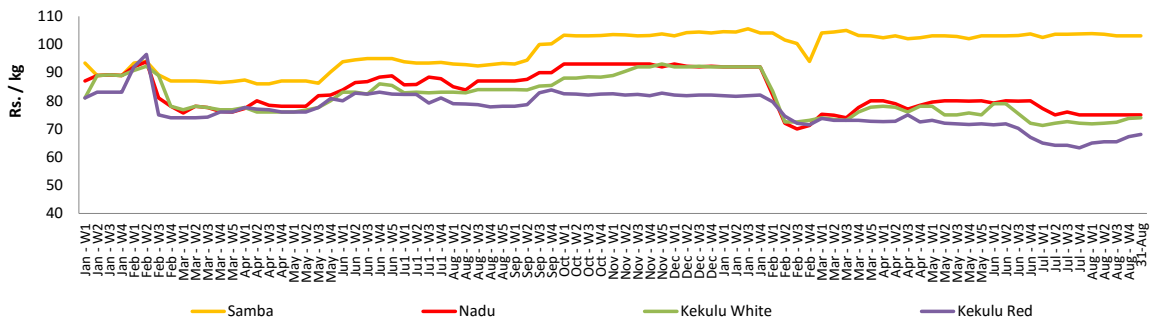
- Price increased by more than 5% compared to previous week average price.
- Price decreased by more than 5% compared to previous week average price.

Wholesale Prices

Maradaghamula

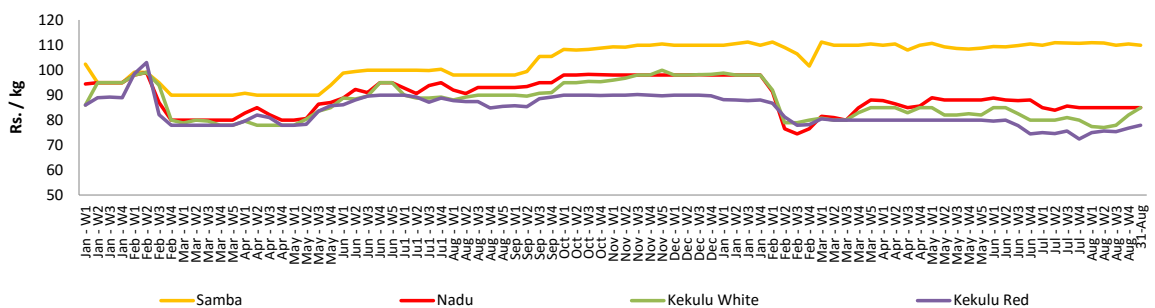


Pettah



Retail Prices

Pettah



Wholesale and Retail Prices of Selected Food Commodities - 2018/08/31

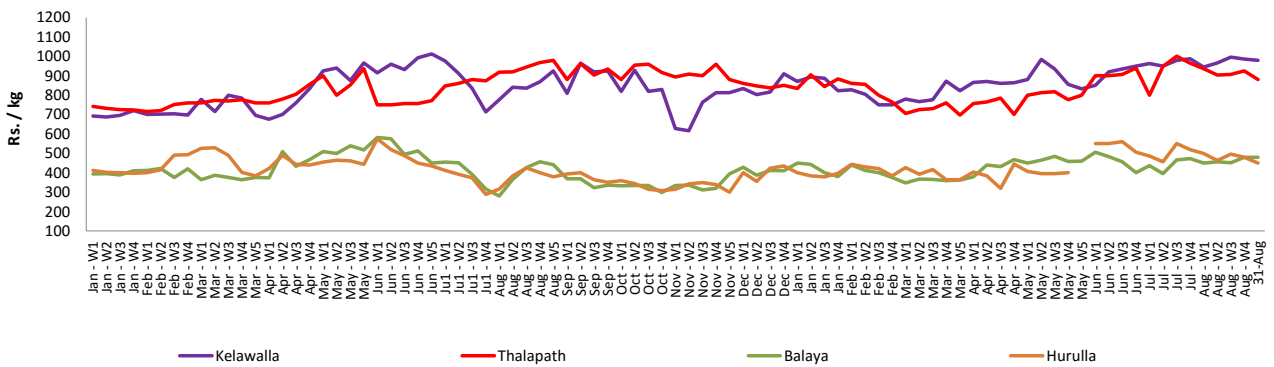
Fish

Item	Unit	Wholesale				Retail			
		Peliyagoda		Negombo		Peliyagoda		Negombo	
		Previous Week	Today	Previous Week	Today	Previous Week	Today	Previous Week	Today
Kelawalla	Rs./Kg	680.00	680.00	625.00	680.00	987.00	980.00	850.00	900.00
Thalapath	Rs./Kg	765.00	700.00	725.00	760.00	925.00	880.00	950.00	950.00
Balaya	Rs./Kg	380.00	380.00	410.00	300.00	480.00	480.00	595.00	520.00
Paraw	Rs./Kg	605.00	620.00	540.00	520.00	905.00	940.00	810.00	780.00
Salaya	Rs./Kg	160.00	140.00	180.00	140.00	200.00	180.00	253.00	220.00
Hurulla	Rs./Kg	380.00	350.00	370.00	300.00	480.00	450.00	450.00	400.00

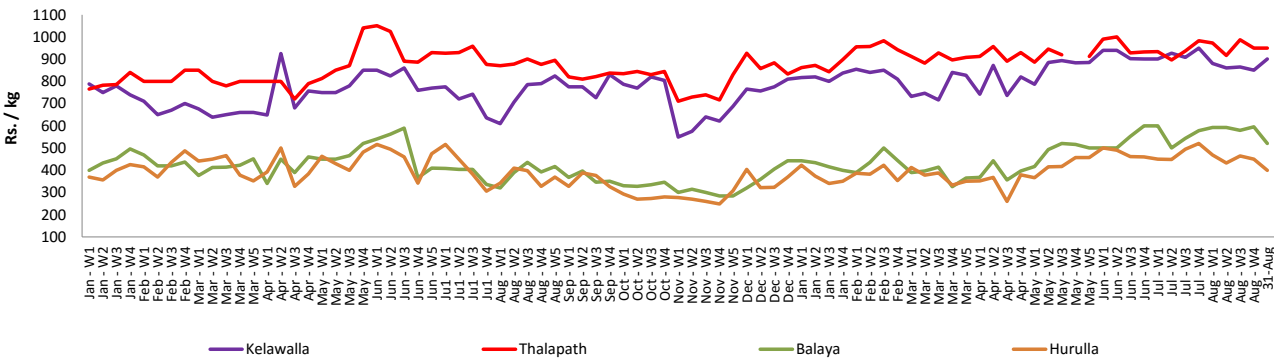
- Price increased by more than 5% compared to previous week average price.
- Price decreased by more than 5% compared to previous week average price.

Retail Prices

Peliyagoda



Negombo



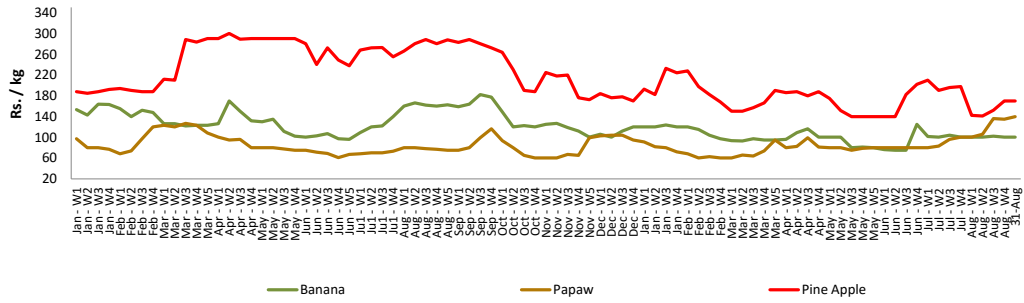
Wholesale and Retail Prices of Selected Food Commodities - 2018/08/31

Fruits

Item	Unit	Wholesale		Retail	
		Pettah			
		Previous Week	Today	Previous Week	Today
Banana (Sour)	Rs./Kg	66.00	60.00	100.00	100.00
Papaw	Rs./Kg	110.00	100.00	135.00	140.00
Pineapple	Rs./Kg	123.00	120.00	170.00	170.00

- Price increased by more than 5% compared to previous week average price.
- Price decreased by more than 5% compared to previous week average price.

Retail - Pettah



Wholesale and Retail Prices of Selected Food Commodities - 2018/08/31

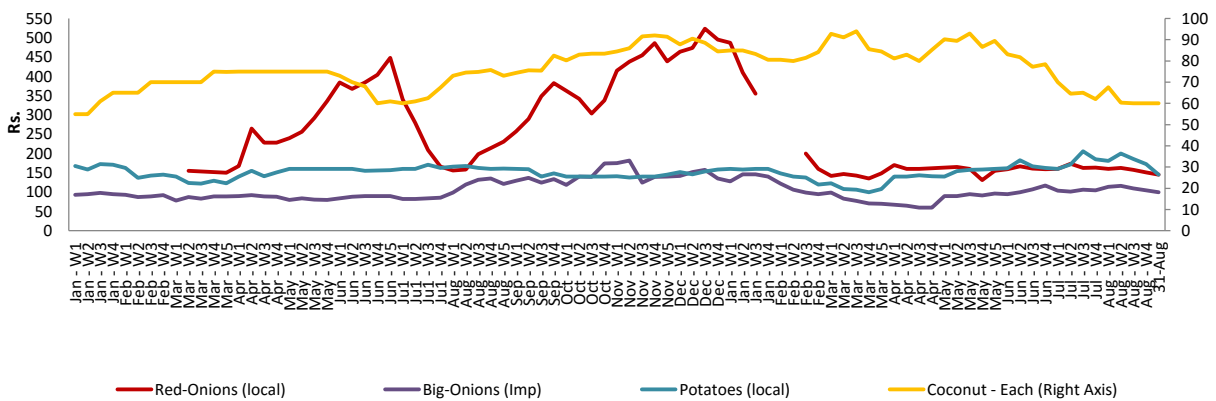
Other

Item	Unit	Wholesale				Retail			
		Pettah		Dambulla		Pettah		Dambulla	
		Previous Week	Today	Previous Week	Today	Previous Week	Today	Previous Week	Today
Red-Onions (local)	Rs./Kg	118.00	120.00	85.00	83.00	151.00	145.00	96.00	93.00
Red-Onions (Imp)	Rs./Kg	n.a.	n.a.	n.a.	n.a.	n.a.	n.a.	n.a.	n.a.
Big-Onions (local)	Rs./Kg	n.a.	n.a.	83.00	78.00	n.a.	n.a.	93.00	88.00
Big-Onions (Imp)	Rs./Kg	84.00	78.00	84.00	79.00	105.00	100.00	94.00	89.00
Potatoes (local)	Rs./Kg	134.00	120.00	154.00	108.00	173.00	145.00	166.00	118.00
Potatoes (Imp)	Rs./Kg	81.00	75.00			101.00	95.00		
Dried Chillies (Imp)	Rs./Kg	250.00	250.00	248.00	243.00	299.00	300.00	258.00	253.00
Coconut	Rs./Nut	44.00	48.00	40.00	43.00	60.00	60.00	46.00	49.00
Coconut oil	Rs./Ltr	340.00	340.00			360.00	360.00		
Dhal	Rs./Kg	96.00	98.00			111.00	105.00		
Sugar	Rs./Kg	94.00	94.00			105.00	105.00		
Eggs	Rs./Each	17.00	16.20			18.00	17.20		
Katta	Rs./Kg	900.00	900.00			950.00	950.00		
Sprats	Rs./Kg	500.00	500.00			550.00	550.00		

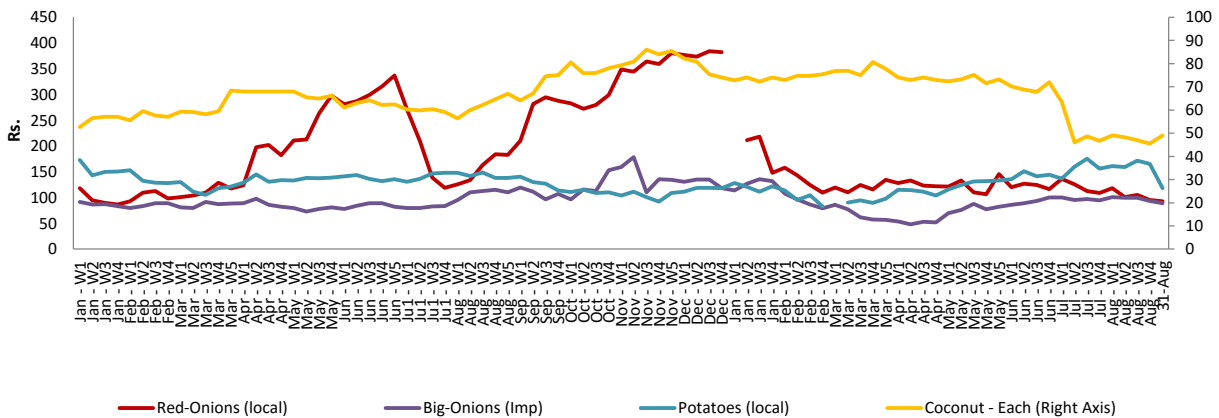
- Price increased by more than 5% compared to previous week average price.
- Price decreased by more than 5% compared to previous week average price.

Retail Prices

Pettah



Dambulla



* Prices of food commodities may vary due to quality and markets among other factors.