

# Daily Price Report

---

A Summary of Price Developments - 30 August 2018

---



## Vegetables

- Prices of most **vegetable** varieties **decreased** in **Pettah** and **Dambulla** markets due to **high supply** from **Puttalam** and **Jaffna**.



## Other

- Price of **Coconut decreased** in **Dambulla market** due to **favourable supply** from **Kurunegala** area.



Statistics Department  
Central Bank of Sri Lanka

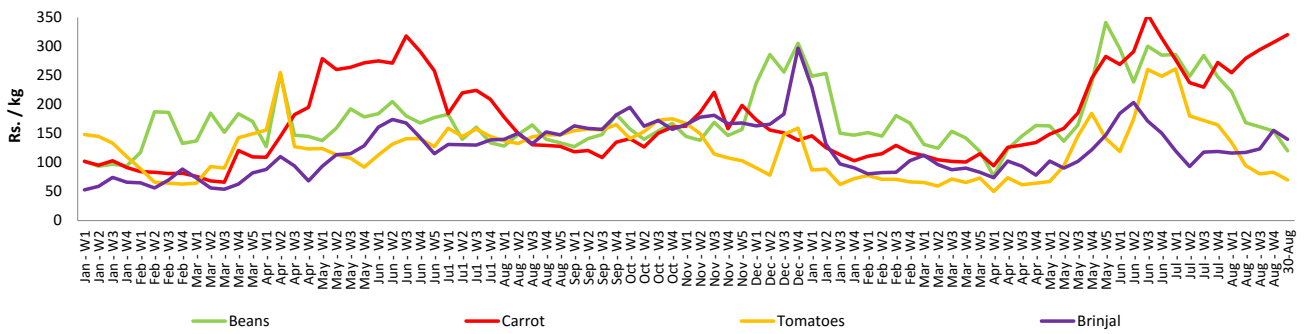
# Wholesale and Retail Prices of Selected Food Commodities - 2018/08/30

## Vegetables

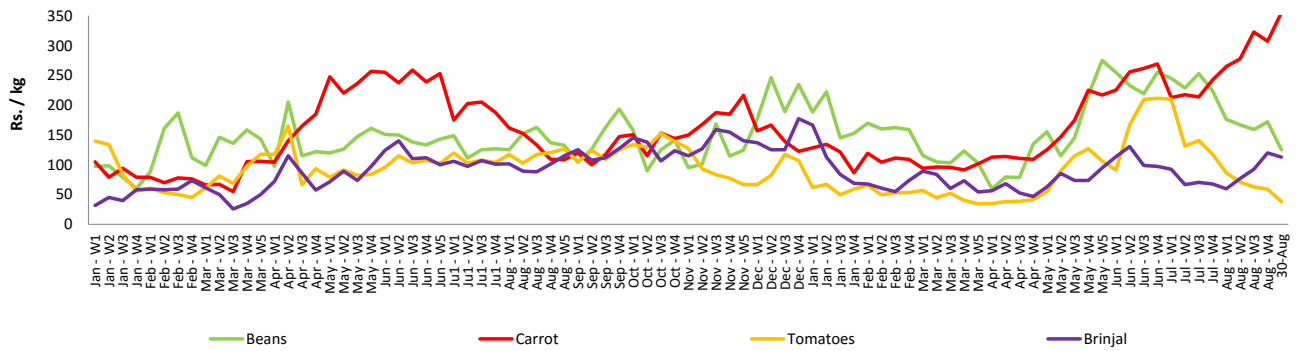
Item	Unit	Wholesale				Retail			
		Pettah		Dambulla		Pettah		Dambulla	
		Previous Week	Today	Previous Week	Today	Previous Week	Today	Previous Week	Today
Beans	Rs./Kg	117.00	90.00	152.00	105.00	154.00	120.00	172.00	125.00
Carrot	Rs./Kg	264.00	280.00	288.00	335.00	307.00	320.00	308.00	355.00
Cabbage	Rs./Kg	107.00	100.00	82.00	73.00	149.00	140.00	102.00	93.00
Tomatoes	Rs./Kg	51.00	40.00	39.00	18.00	83.00	70.00	59.00	38.00
Brinjal	Rs./Kg	112.00	100.00	100.00	93.00	155.00	140.00	120.00	113.00
Pumpkin	Rs./Kg	81.00	75.00	67.00	43.00	115.00	100.00	87.00	63.00
Snake gourd	Rs./Kg	65.00	70.00	39.00	38.00	93.00	100.00	59.00	58.00

- Price increased by more than 5% compared to previous week average price.
- Price decreased by more than 5% compared to previous week average price.

### Retail Prices Pettah



### Dambulla



# Wholesale and Retail Prices of Selected Food Commodities - 2018/08/30

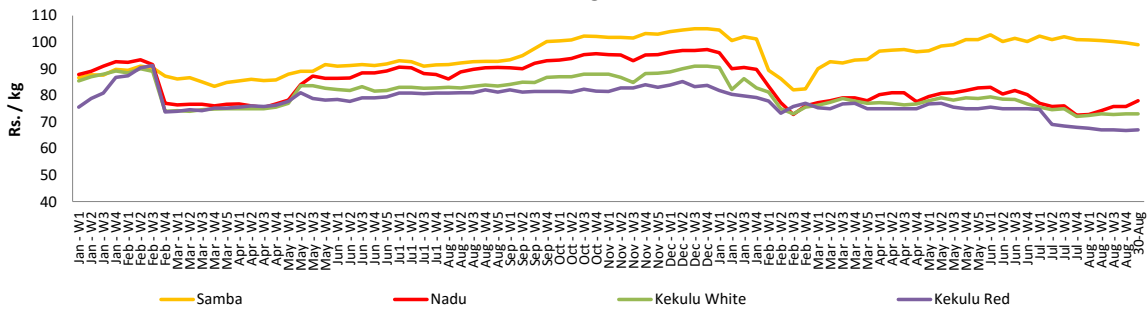
## Rice

Item	Unit	Wholesale				Retail	
		Maradaghamula		Pettah		Pettah	
		Previous Week	Today	Previous Week	Today	Previous Week	Today
Samba	Rs./Kg	100.00	99.00	103.00	103.00	111.00	110.00
Nadu	Rs./Kg	76.00	78.00	75.00	75.00	85.00	85.00
Kekulu White	Rs./Kg	73.00	73.00	74.00	74.00	82.00	81.00
Kekulu Red	Rs./Kg	67.00	67.00	67.00	67.00	77.00	77.00

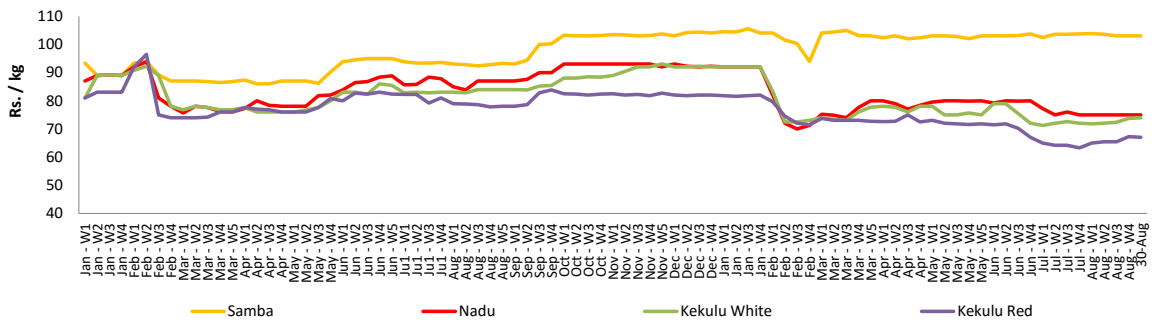
- Price increased by more than 5% compared to previous week average price.
- Price decreased by more than 5% compared to previous week average price.

### Wholesale Prices

#### Maradaghamula

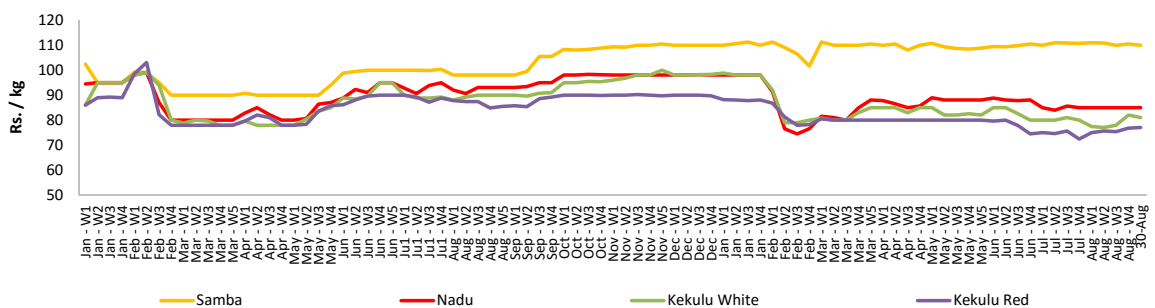


#### Pettah



### Retail Prices

#### Pettah



# Wholesale and Retail Prices of Selected Food Commodities - 2018/08/30

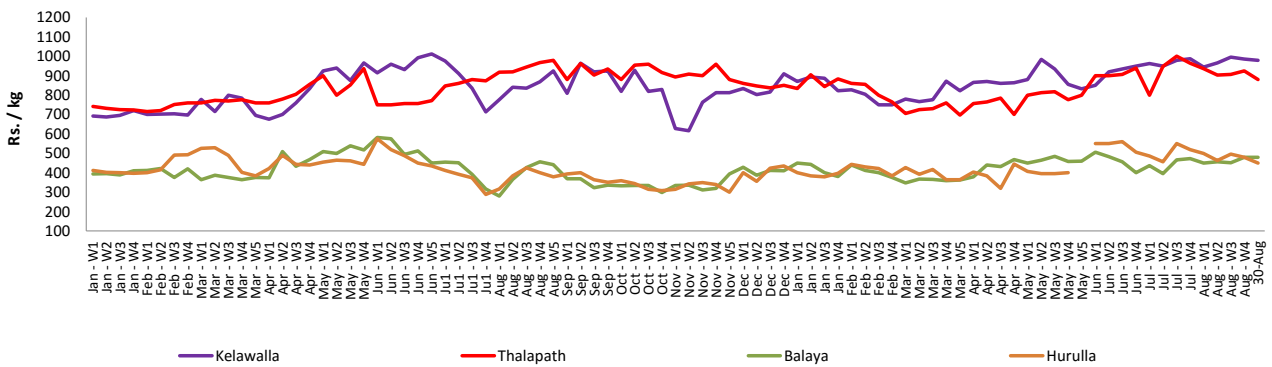
## Fish

Item	Unit	Wholesale				Retail			
		Peliyagoda		Negombo		Peliyagoda		Negombo	
		Previous Week	Today	Previous Week	Today	Previous Week	Today	Previous Week	Today
Kelawalla	Rs./Kg	680.00	680.00	625.00	680.00	987.00	980.00	850.00	900.00
Thalapath	Rs./Kg	765.00	700.00	725.00	740.00	925.00	880.00	950.00	950.00
Balaya	Rs./Kg	380.00	380.00	410.00	320.00	480.00	480.00	595.00	520.00
Paraw	Rs./Kg	605.00	600.00	540.00	520.00	905.00	900.00	810.00	780.00
Salaya	Rs./Kg	160.00	160.00	180.00	160.00	200.00	200.00	253.00	250.00
Hurulla	Rs./Kg	380.00	350.00	370.00	320.00	480.00	450.00	450.00	420.00

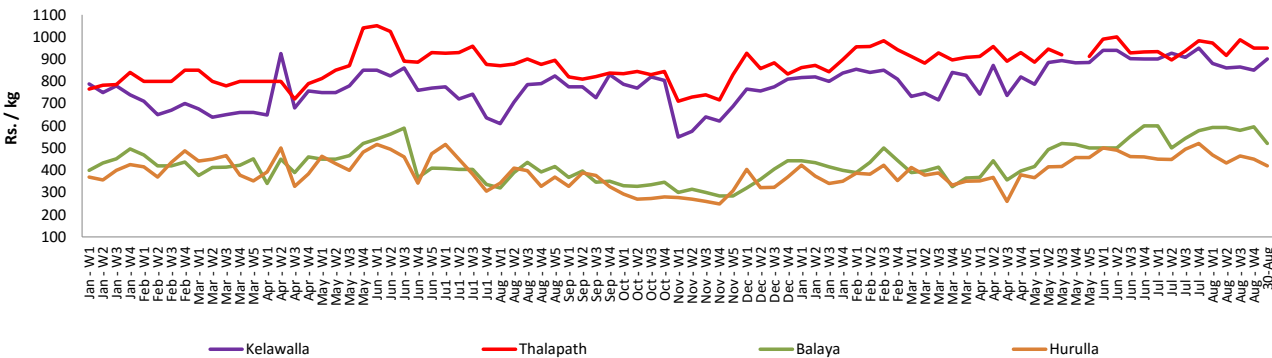
- Price increased by more than 5% compared to previous week average price.
- Price decreased by more than 5% compared to previous week average price.

### Retail Prices

#### Peliyagoda



#### Negombo



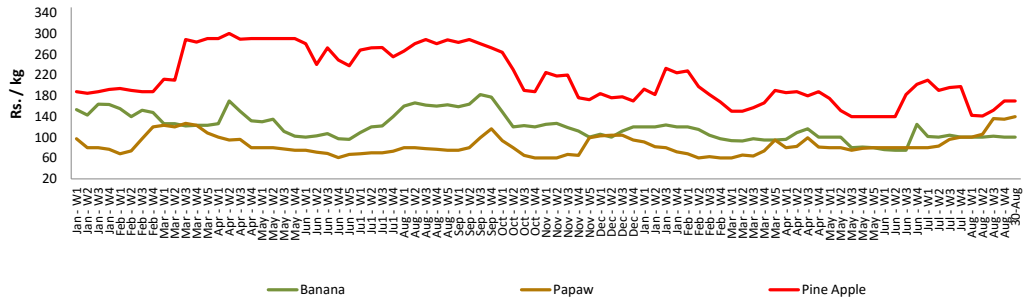
# Wholesale and Retail Prices of Selected Food Commodities - 2018/08/30

## Fruits

Item	Unit	Wholesale		Retail	
		Pettah			
		Previous Week	Today	Previous Week	Today
Banana (Sour)	Rs./Kg	66.00	60.00	100.00	100.00
Papaw	Rs./Kg	110.00	100.00	135.00	140.00
Pineapple	Rs./Kg	123.00	120.00	170.00	170.00

- Price increased by more than 5% compared to previous week average price.
- Price decreased by more than 5% compared to previous week average price.

**Retail - Pettah**



# Wholesale and Retail Prices of Selected Food Commodities - 2018/08/30

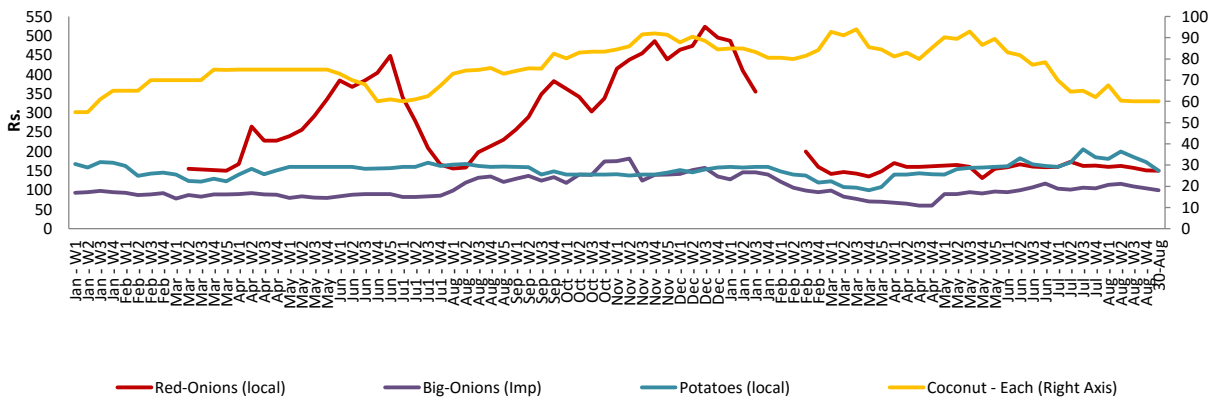
## Other

Item	Unit	Wholesale				Retail			
		Pettah		Dambulla		Pettah		Dambulla	
		Previous Week	Today	Previous Week	Today	Previous Week	Today	Previous Week	Today
Red-Onions (local)	Rs./Kg	118.00	120.00	85.00	83.00	151.00	150.00	96.00	103.00
Red-Onions (Imp)	Rs./Kg	n.a.	n.a.	n.a.	n.a.	n.a.	n.a.	n.a.	n.a.
Big-Onions (local)	Rs./Kg	n.a.	n.a.	83.00	74.00	n.a.	n.a.	93.00	84.00
Big-Onions (Imp)	Rs./Kg	84.00	80.00	84.00	79.00	105.00	100.00	94.00	85.00
Potatoes (local)	Rs./Kg	134.00	120.00	154.00	n.a.	173.00	150.00	166.00	n.a.
Potatoes (Imp)	Rs./Kg	81.00	75.00			101.00	95.00		
Dried Chillies (Imp)	Rs./Kg	250.00	250.00	248.00	253.00	299.00	300.00	258.00	263.00
Coconut	Rs./Nut	44.00	48.00	40.00	31.00	60.00	60.00	46.00	38.00
Coconut oil	Rs./Ltr	340.00	340.00			360.00	360.00		
Dhal	Rs./Kg	96.00	96.00			111.00	110.00		
Sugar	Rs./Kg	94.00	94.00			105.00	105.00		
Eggs	Rs./Each	17.00	16.20			18.00	17.20		
Katta	Rs./Kg	900.00	900.00			950.00	950.00		
Sprats	Rs./Kg	500.00	500.00			550.00	550.00		

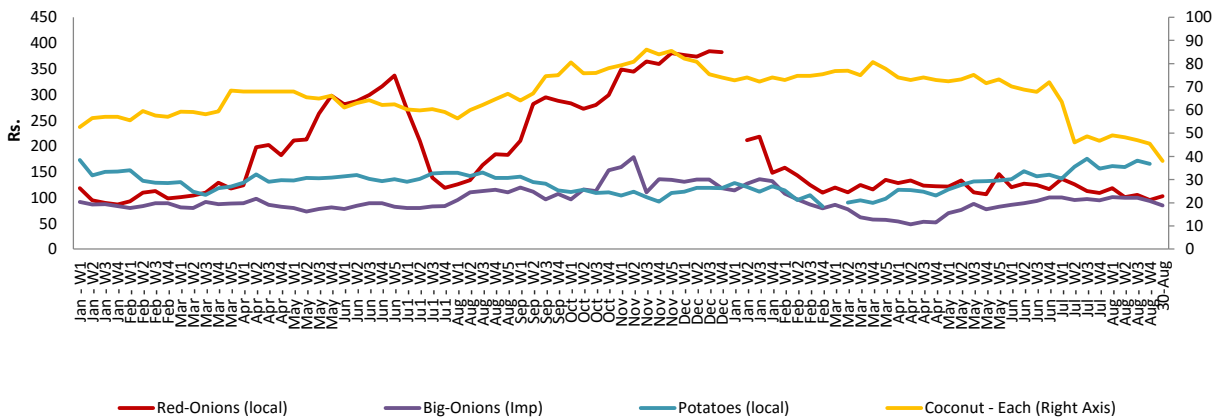
- Price increased by more than 5% compared to previous week average price.
- Price decreased by more than 5% compared to previous week average price.

### Retail Prices

#### Pettah



#### Dambulla



\* Prices of food commodities may vary due to quality and markets among other factors.