

# Daily Price Report

---

A Summary of Price Developments - 23 August 2018

---



## Vegetables

- Prices of most varieties of **vegetables decreased** in both **Pettah** and **Dambulla** markets due to **favourable supply** from **Nuwara Eliya** and **Embilipitiya** areas.



## Fruits

- Prices of **Papaw** and **Pineapple increased** in **Pettah** market due to **low supply** respectively from **Vavuniya** and **Gampaha** districts.



## Other

- Price of **local Potatoes decreased** in both **Pettah** and **Dambulla** market due to **favourable supply conditions** from both **Welimada** and **Nuwara Eliya** areas.



Statistics Department  
Central Bank of Sri Lanka

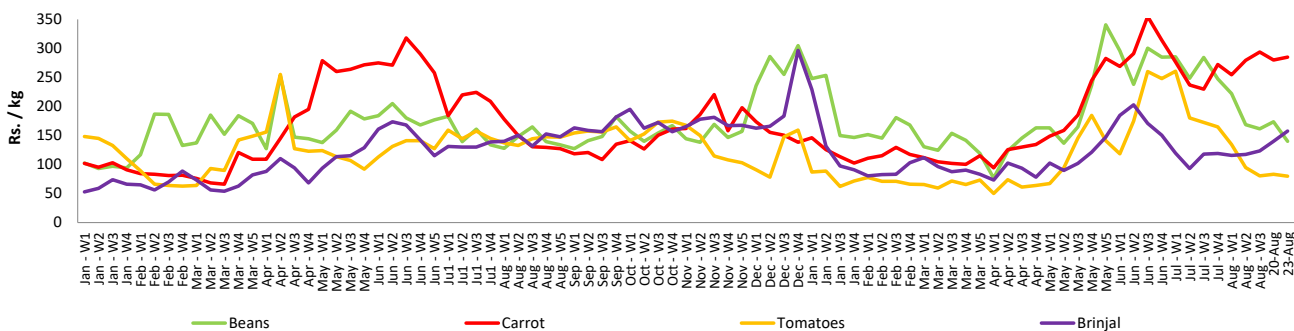
# Wholesale and Retail Prices of Selected Food Commodities - 2018/08/23

## Vegetables

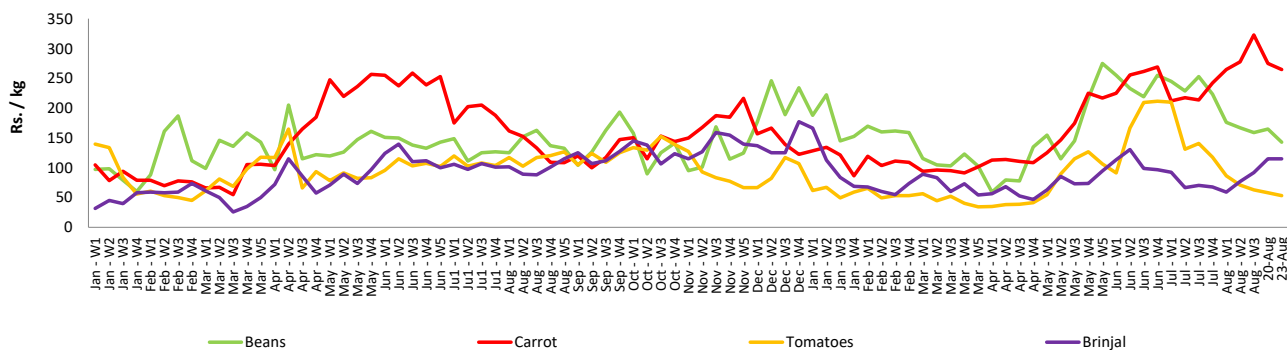
Item	Unit	Wholesale				Retail			
		Pettah		Dambulla		Pettah		Dambulla	
		Previous Week	Today	Previous Week	Today	Previous Week	Today	Previous Week	Today
Beans	Rs./Kg	124.00	107.00	139.00	123.00	161.00	140.00	159.00	143.00
Carrot	Rs./Kg	251.00	227.00	303.00	245.00	294.00	285.00	323.00	265.00
Cabbage	Rs./Kg	100.00	93.00	90.00	73.00	143.00	133.00	110.00	93.00
Tomatoes	Rs./Kg	47.00	50.00	42.00	33.00	81.00	80.00	63.00	53.00
Brinjal	Rs./Kg	87.00	120.00	72.00	95.00	123.00	158.00	92.00	115.00
Pumpkin	Rs./Kg	99.00	75.00	70.00	75.00	129.00	100.00	90.00	95.00
Snake gourd	Rs./Kg	77.00	67.00	44.00	43.00	112.00	93.00	64.00	63.00

- Price increased by more than 5% compared to previous week average price.
- Price decreased by more than 5% compared to previous week average price.

### Retail Prices Pettah



### Dambulla



# Wholesale and Retail Prices of Selected Food Commodities - 2018/08/23

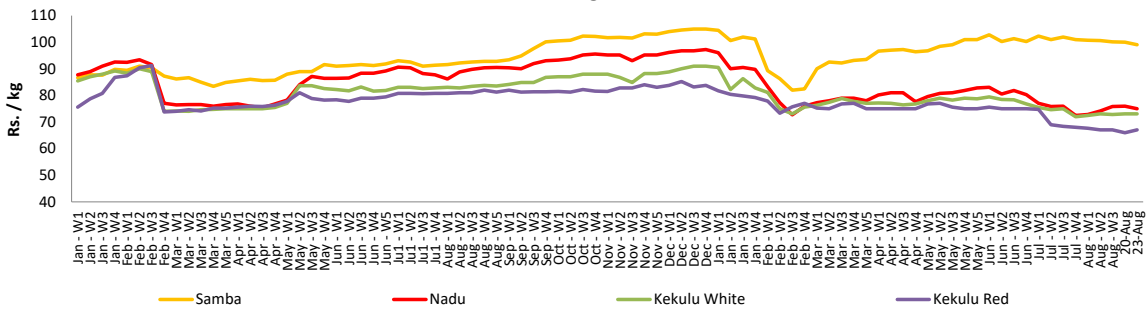
## Rice

Item	Unit	Wholesale				Retail	
		Maradaghamula		Pettah		Pettah	
		Previous Week	Today	Previous Week	Today	Previous Week	Today
Samba	Rs./Kg	100.00	99.00	103.00	103.00	110.00	110.00
Nadu	Rs./Kg	76.00	75.00	75.00	75.00	85.00	85.00
Kekulu White	Rs./Kg	73.00	73.00	72.00	73.00	78.00	81.00
Kekulu Red	Rs./Kg	67.00	67.00	65.00	67.00	75.00	77.00

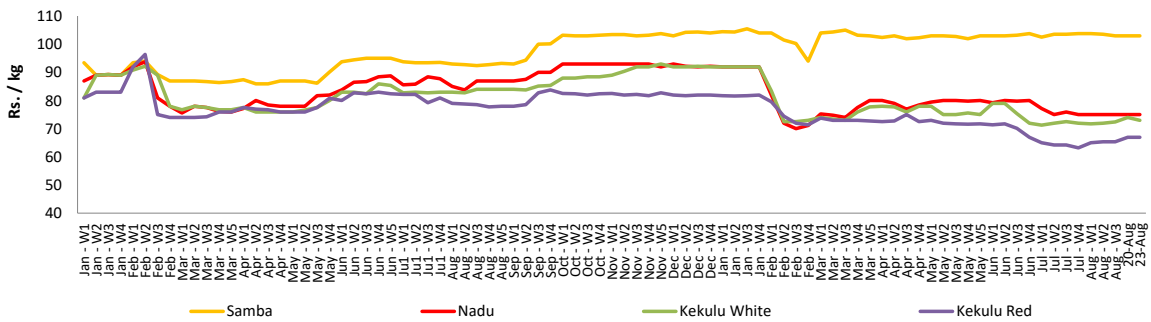
- Price increased by more than 5% compared to previous week average price.
- Price decreased by more than 5% compared to previous week average price.

### Wholesale Prices

#### Maradaghamula

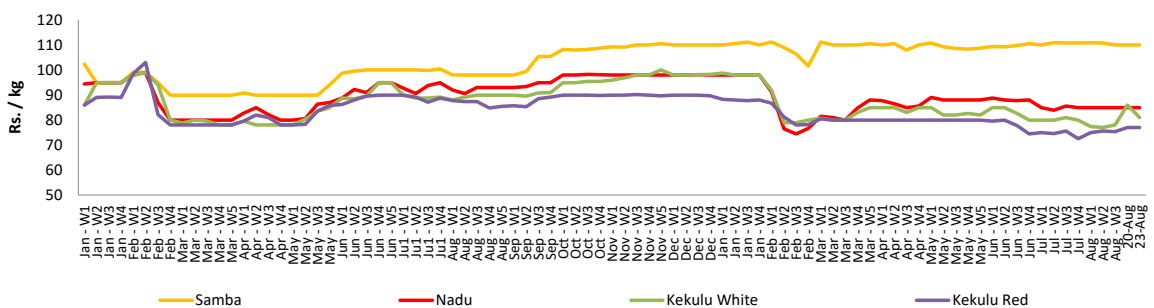


#### Pettah



### Retail Prices

#### Pettah



# Wholesale and Retail Prices of Selected Food Commodities - 2018/08/23

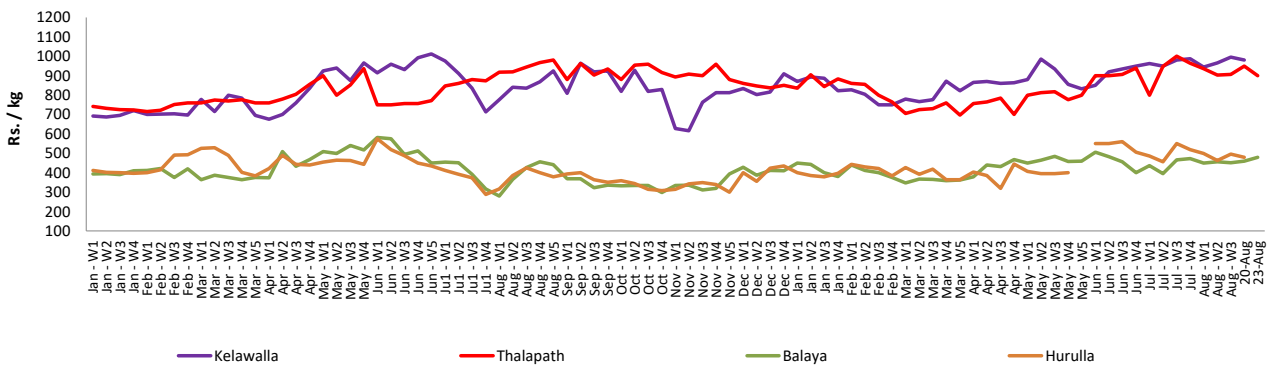
## Fish

Item	Unit	Wholesale				Retail			
		Peliyagoda		Negombo		Peliyagoda		Negombo	
		Previous Week	Today	Previous Week	Today	Previous Week	Today	Previous Week	Today
Kelawalla	Rs./Kg	696.00	n.a.	630.00	620.00	996.00	n.a.	865.00	850.00
Thalapath	Rs./Kg	750.00	750.00	730.00	730.00	906.00	900.00	988.00	950.00
Balaya	Rs./Kg	352.00	380.00	400.00	400.00	452.00	480.00	580.00	580.00
Paraw	Rs./Kg	626.00	600.00	520.00	550.00	926.00	900.00	813.00	820.00
Salaya	Rs./Kg	172.00	160.00	190.00	200.00	224.00	200.00	263.00	280.00
Hurulla	Rs./Kg	396.00	n.a.	380.00	370.00	496.00	n.a.	465.00	470.00

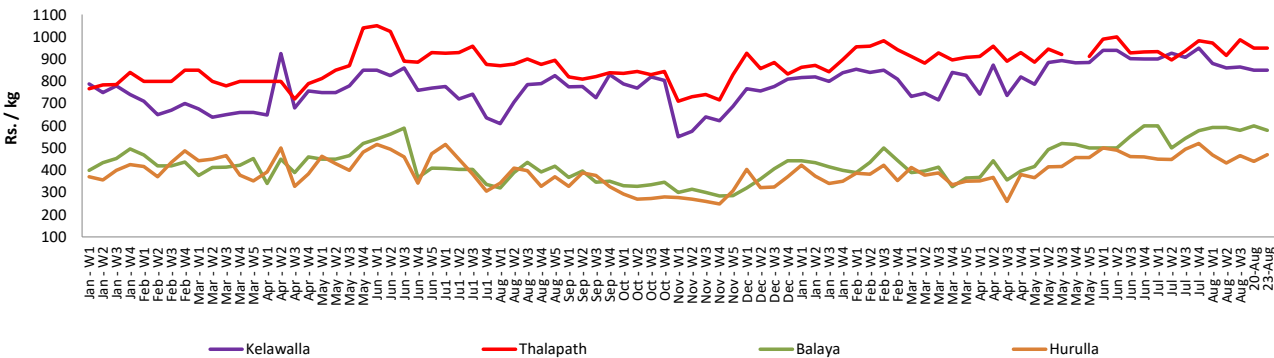
- Price increased by more than 5% compared to previous week average price.
- Price decreased by more than 5% compared to previous week average price.

### Retail Prices

#### Peliyagoda



#### Negombo



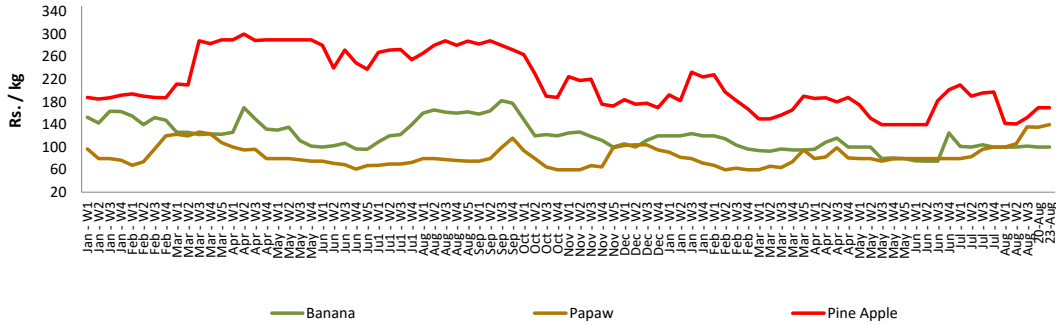
# Wholesale and Retail Prices of Selected Food Commodities - 2018/08/23

## Fruits

Item	Unit	Wholesale		Retail	
		Pettah			
		Previous Week	Today	Previous Week	Today
Banana (Sour)	Rs./Kg	69.00	65.00	102.00	100.00
Papaw	Rs./Kg	106.00	120.00	136.00	140.00
Pineapple	Rs./Kg	112.00	120.00	152.00	170.00

- Price increased by more than 5% compared to previous week average price.
- Price decreased by more than 5% compared to previous week average price.

Retail - Pettah



# Wholesale and Retail Prices of Selected Food Commodities - 2018/08/23

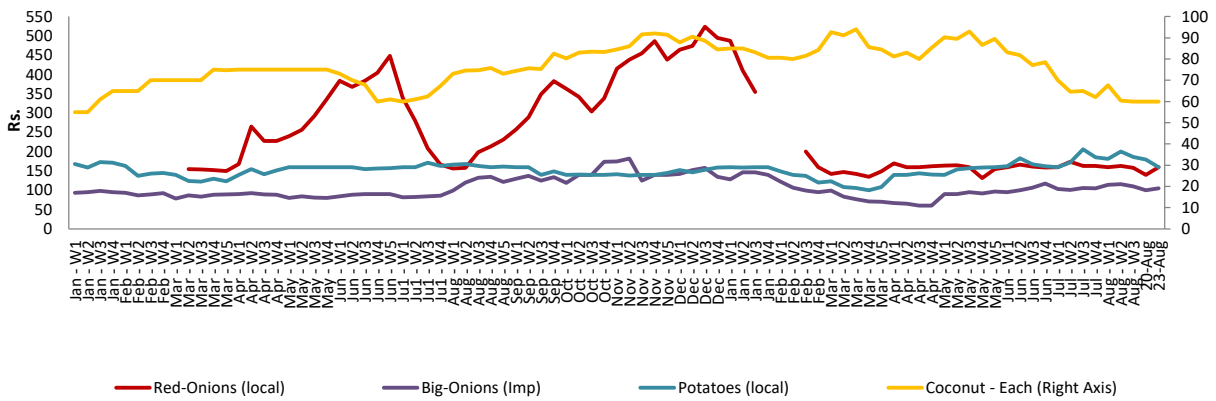
## Other

Item	Unit	Wholesale				Retail			
		Pettah		Dambulla		Pettah		Dambulla	
		Previous Week	Today	Previous Week	Today	Previous Week	Today	Previous Week	Today
Red-Onions (local)	Rs./Kg	126.00	120.00	95.00	78.00	158.00	160.00	105.00	88.00
Red-Onions (Imp)	Rs./Kg	n.a.	n.a.	n.a.	n.a.	n.a.	n.a.	n.a.	n.a.
Big-Onions (local)	Rs./Kg	n.a.	n.a.	n.a.	n.a.	n.a.	n.a.	n.a.	n.a.
Big-Onions (Imp)	Rs./Kg	85.00	85.00	90.00	83.00	110.00	105.00	99.00	93.00
Potatoes (local)	Rs./Kg	150.00	120.00	163.00	145.00	186.00	160.00	172.00	158.00
Potatoes (Imp)	Rs./Kg	77.00	80.00			100.00	100.00		
Dried Chillies (Imp)	Rs./Kg	250.00	250.00	245.00	248.00	300.00	300.00	255.00	258.00
Coconut	Rs./Nut	48.00	43.00	41.00	39.00	60.00	60.00	47.00	44.00
Coconut oil	Rs./Ltr	340.00	340.00			360.00	360.00		
Dhal	Rs./Kg	96.00	96.00			110.00	110.00		
Sugar	Rs./Kg	94.00	94.00			105.00	105.00		
Eggs	Rs./Each	18.00	16.20			19.00	17.20		
Katta	Rs./Kg	890.00	900.00			940.00	950.00		
Sprats	Rs./Kg	500.00	500.00			550.00	550.00		

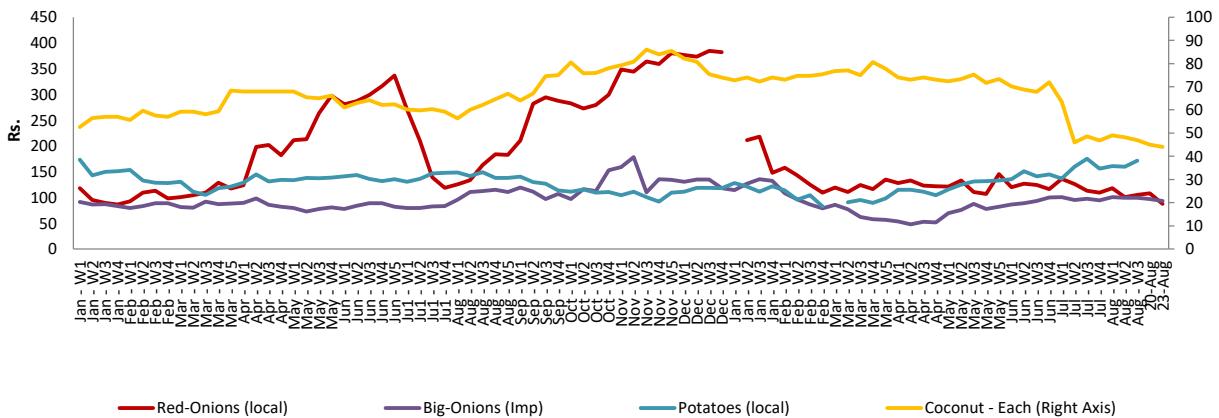
- Price increased by more than 5% compared to previous week average price.
- Price decreased by more than 5% compared to previous week average price.

### Retail Prices

#### Pettah



#### Dambulla



\* Prices of food commodities may vary due to quality and markets among other factors.