

Daily Price Report

A Summary of Price Developments - 21 August 2018



Vegetables

- Prices of most varieties of **vegetables increased** in both **Pettah** and **Dambulla** markets due to **festival demand**.



Fish

- Prices of **fish** demonstrated **mixed movements** in both **Peliyagoda** and **Negombo** markets.



Fruits

- Prices of **Papaw** and **Pineapple increased** in **Pettah** market due to **low supply** respectively from **Vavuniya** and **Gampaha** districts.



Statistics Department
Central Bank of Sri Lanka

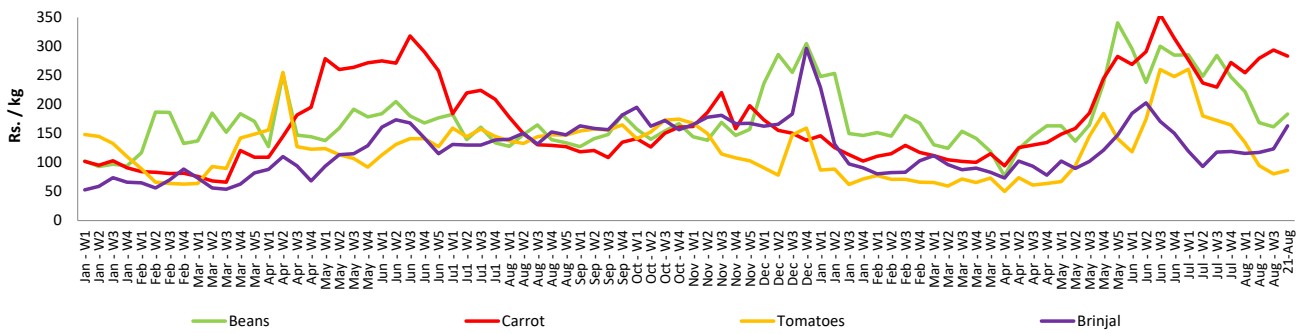
Wholesale and Retail Prices of Selected Food Commodities - 2018/08/21

Vegetables

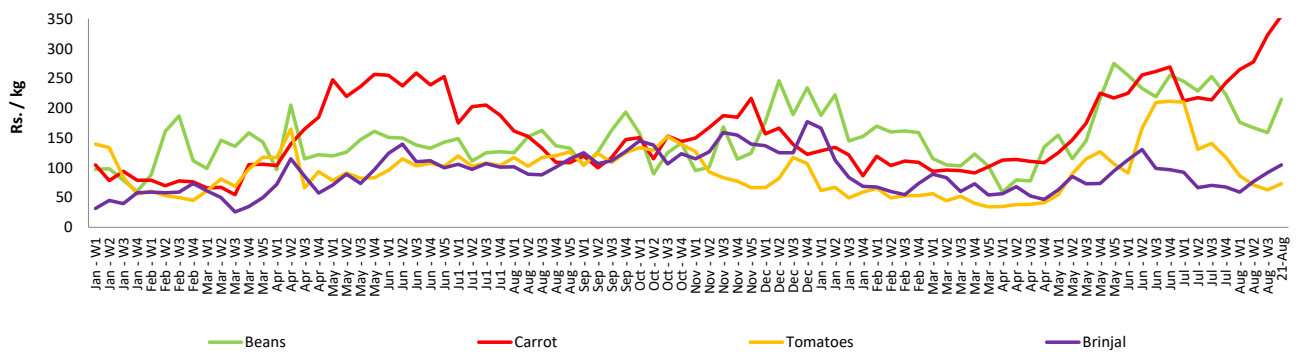
Item	Unit	Wholesale				Retail			
		Pettah		Dambulla		Pettah		Dambulla	
		Previous Week	Today	Previous Week	Today	Previous Week	Today	Previous Week	Today
Beans	Rs./Kg	124.00	137.00	139.00	195.00	161.00	183.00	159.00	215.00
Carrot	Rs./Kg	251.00	240.00	303.00	335.00	294.00	283.00	323.00	355.00
Cabbage	Rs./Kg	100.00	113.00	90.00	83.00	143.00	155.00	110.00	103.00
Tomatoes	Rs./Kg	47.00	55.00	42.00	53.00	81.00	87.00	63.00	73.00
Brinjal	Rs./Kg	87.00	115.00	72.00	85.00	123.00	163.00	92.00	105.00
Pumpkin	Rs./Kg	99.00	90.00	70.00	55.00	129.00	127.00	90.00	75.00
Snake gourd	Rs./Kg	77.00	67.00	44.00	38.00	112.00	93.00	64.00	58.00

- Price increased by more than 5% compared to previous week average price.
- Price decreased by more than 5% compared to previous week average price.

Retail Prices Pettah



Dambulla



Wholesale and Retail Prices of Selected Food Commodities - 2018/08/21

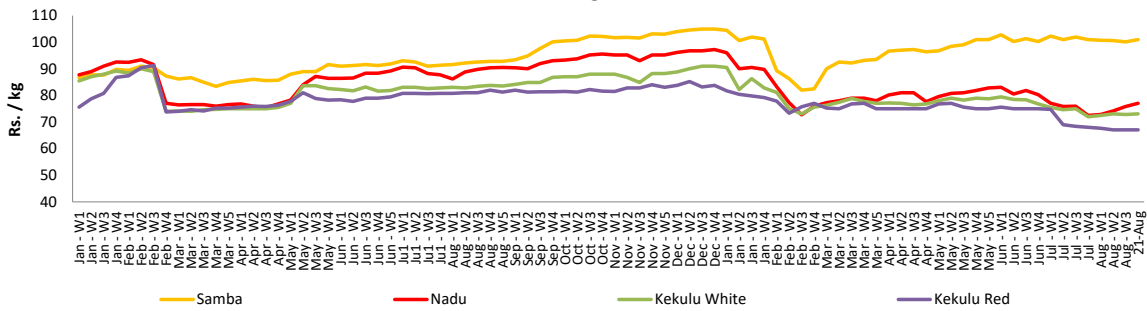
Rice

Item	Unit	Wholesale				Retail	
		Maradaghamula		Pettah		Pettah	
		Previous Week	Today	Previous Week	Today	Previous Week	Today
Samba	Rs./Kg	100.00	101.00	103.00	103.00	110.00	110.00
Nadu	Rs./Kg	76.00	77.00	75.00	75.00	85.00	85.00
Kekulu White	Rs./Kg	73.00	73.00	72.00	74.00	78.00	80.00
Kekulu Red	Rs./Kg	67.00	67.00	65.00	67.00	75.00	76.00

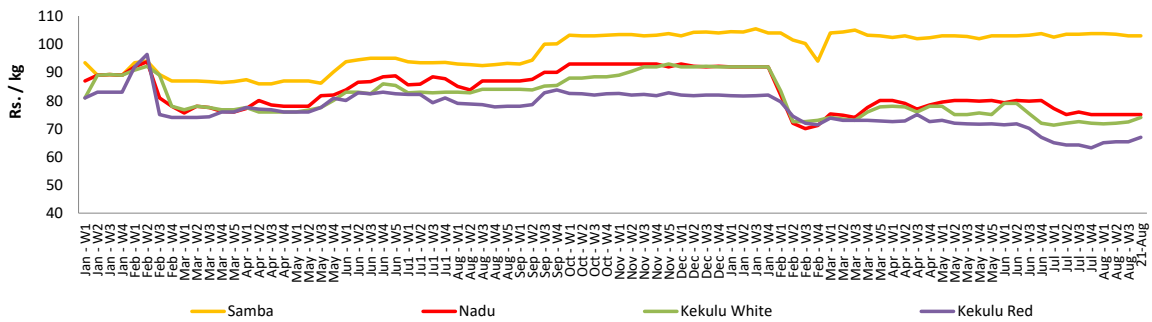
- Price increased by more than 5% compared to previous week average price.
- Price decreased by more than 5% compared to previous week average price.

Wholesale Prices

Maradaghamula

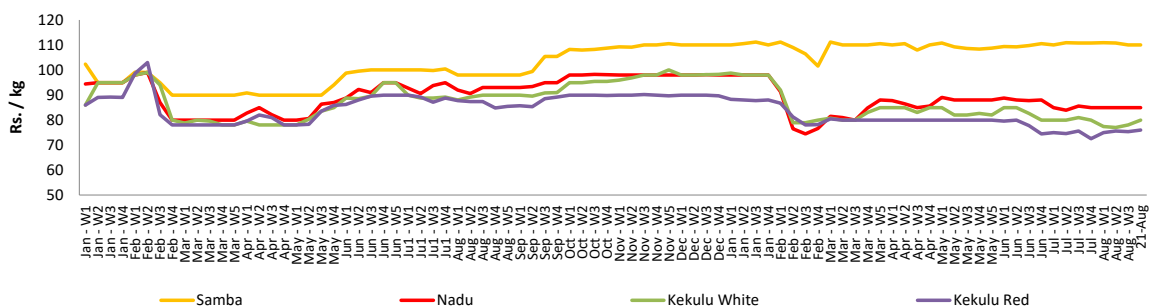


Pettah



Retail Prices

Pettah



Wholesale and Retail Prices of Selected Food Commodities - 2018/08/21

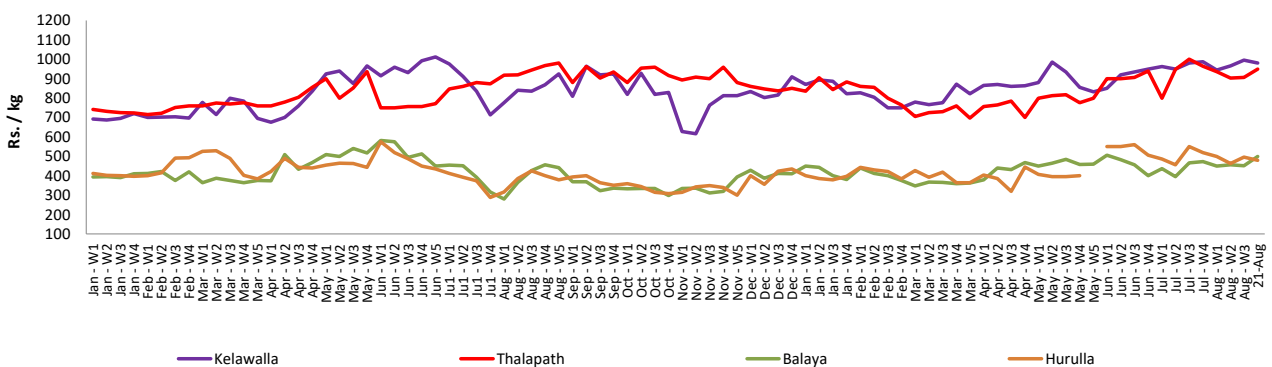
Fish

Item	Unit	Wholesale				Retail			
		Peliyagoda		Negombo		Peliyagoda		Negombo	
		Previous Week	Today	Previous Week	Today	Previous Week	Today	Previous Week	Today
Kelawalla	Rs./Kg	696.00	680.00	630.00	630.00	996.00	980.00	865.00	850.00
Thalapath	Rs./Kg	750.00	780.00	730.00	720.00	906.00	950.00	988.00	950.00
Balaya	Rs./Kg	352.00	400.00	400.00	420.00	452.00	500.00	580.00	620.00
Paraw	Rs./Kg	626.00	600.00	520.00	540.00	926.00	900.00	813.00	820.00
Salaya	Rs./Kg	172.00	160.00	190.00	170.00	224.00	200.00	263.00	230.00
Hurulla	Rs./Kg	396.00	380.00	380.00	360.00	496.00	480.00	465.00	420.00

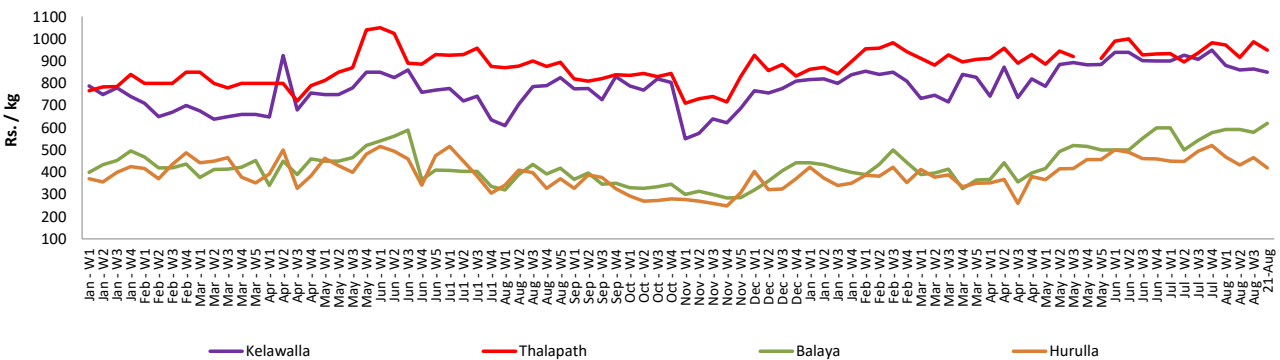
- Price increased by more than 5% compared to previous week average price.
- Price decreased by more than 5% compared to previous week average price.

Retail Prices

Peliyagoda



Negombo



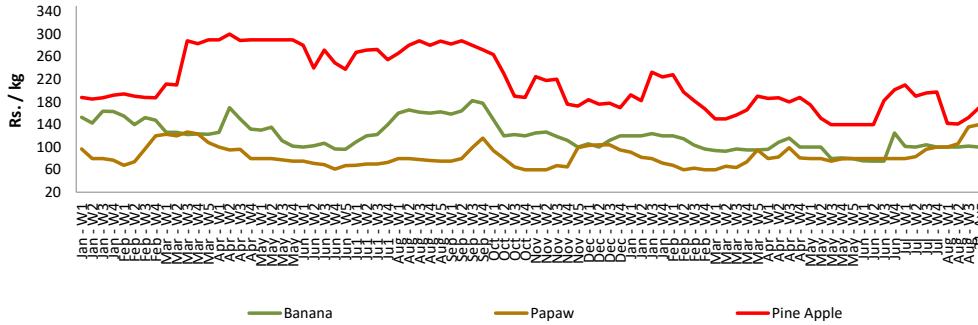
Wholesale and Retail Prices of Selected Food Commodities - 2018/08/21

Fruits

Item	Unit	Wholesale		Retail	
		Pettah			
		Previous Week	Today	Previous Week	Today
Banana (Sour)	Rs./Kg	69.00	70.00	102.00	100.00
Papaw	Rs./Kg	106.00	115.00	136.00	140.00
Pineapple	Rs./Kg	112.00	120.00	152.00	170.00

- Price increased by more than 5% compared to previous week average price.
- Price decreased by more than 5% compared to previous week average price.

Retail - Pettah



Wholesale and Retail Prices of Selected Food Commodities - 2018/08/21

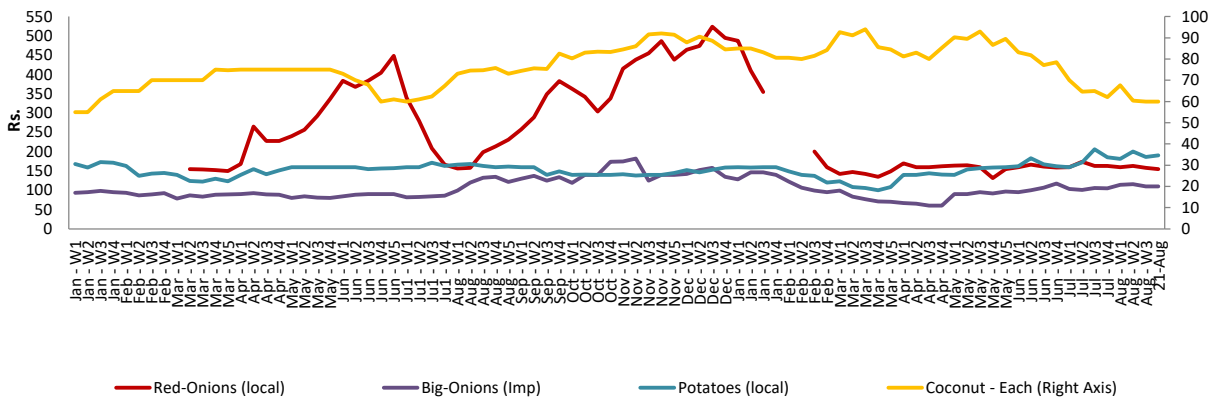
Other

Item	Unit	Wholesale				Retail			
		Pettah		Dambulla		Pettah		Dambulla	
		Previous Week	Today	Previous Week	Today	Previous Week	Today	Previous Week	Today
Red-Onions (local)	Rs./Kg	126.00	120.00	95.00	88.00	158.00	155.00	105.00	98.00
Red-Onions (Imp)	Rs./Kg	n.a.	n.a.	n.a.	n.a.	n.a.	n.a.	n.a.	n.a.
Big-Onions (local)	Rs./Kg	n.a.	n.a.	n.a.	83.00	n.a.	n.a.	n.a.	93.00
Big-Onions (Imp)	Rs./Kg	85.00	85.00	90.00	82.00	110.00	110.00	99.00	92.00
Potatoes (local)	Rs./Kg	150.00	150.00	163.00	163.00	186.00	190.00	172.00	173.00
Potatoes (Imp)	Rs./Kg	77.00	85.00			100.00	105.00		
Dried Chillies (Imp)	Rs./Kg	250.00	250.00	245.00	248.00	300.00	300.00	255.00	258.00
Coconut	Rs./Nut	48.00	43.00	41.00	43.00	60.00	60.00	47.00	49.00
Coconut oil	Rs./Ltr	340.00	340.00			360.00	360.00		
Dhal	Rs./Kg	96.00	96.00			110.00	110.00		
Sugar	Rs./Kg	94.00	94.00			105.00	105.00		
Eggs	Rs./Each	18.00	17.50			19.00	18.50		
Katta	Rs./Kg	890.00	900.00			940.00	950.00		
Sprats	Rs./Kg	500.00	500.00			550.00	550.00		

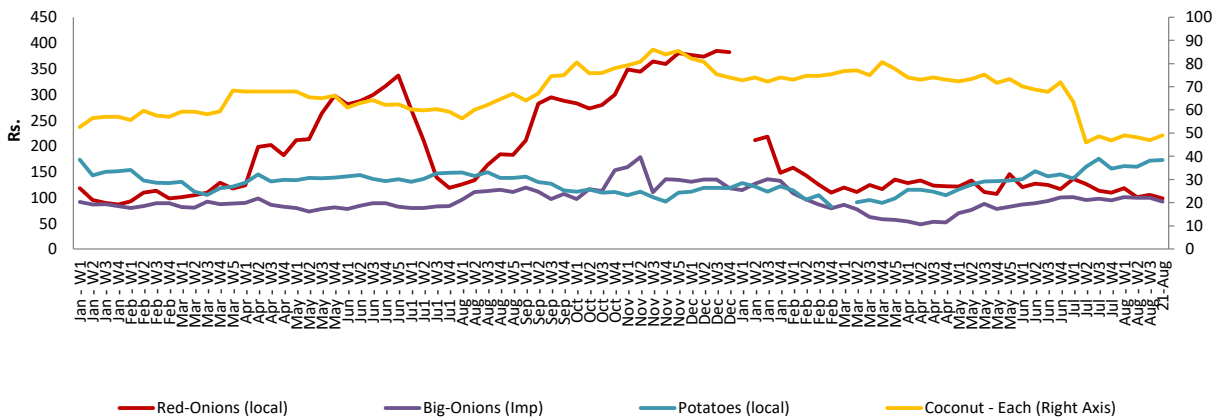
- Price increased by more than 5% compared to previous week average price.
- Price decreased by more than 5% compared to previous week average price.

Retail Prices

Pettah



Dambulla



* Prices of food commodities may vary due to quality and markets among other factors.