

# Daily Price Report

---

## A Summary of Price Developments - 10 August 2018

---



### Vegetables

- Prices of **most vegetable** varieties **decreased** in **Pettah** market due to **favourable supply** from **Nuwara Eliya, Dambulla** and **Bandarawela** areas.



### Fish

- Prices of most **fish** varieties **continued to decrease** in both **Peliyagoda** and **Negombo** markets due to **favourable catchment** reported around the island.



### Other

- **Retail** price of **local Potatoes** **increased in Pettah market** due to **unavailability of** varieties from **Nuwaraeliya**.



# Wholesale and Retail Prices of Selected Food Commodities - 2018/08/10

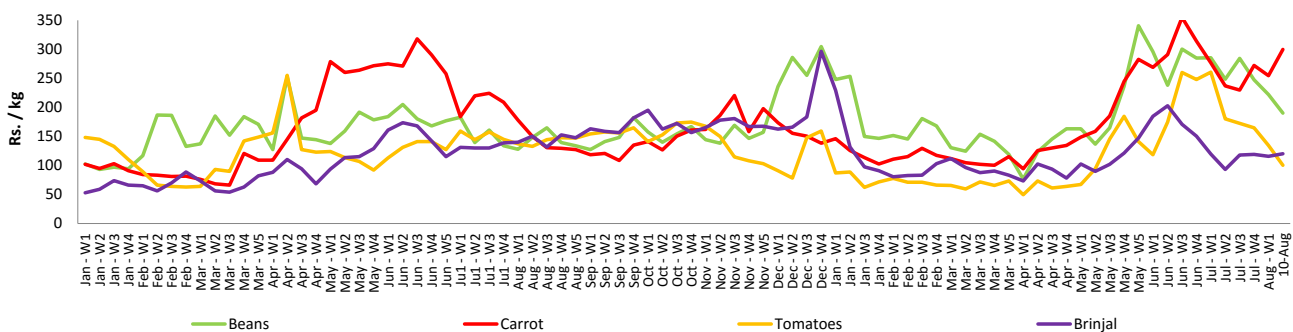
## Vegetables

Item	Unit	Wholesale				Retail			
		Pettah		Dambulla		Pettah		Dambulla	
		Previous Week	Today	Previous Week	Today	Previous Week	Today	Previous Week	Today
Beans	Rs./Kg	179.00	153.00	156.00	115.00	222.00	190.00	176.00	135.00
Carrot	Rs./Kg	219.00	257.00	245.00	275.00	255.00	300.00	265.00	295.00
Cabbage	Rs./Kg	138.00	90.00	123.00	85.00	179.00	135.00	143.00	105.00
Tomatoes	Rs./Kg	95.00	55.00	67.00	53.00	134.00	100.00	87.00	73.00
Brinjal	Rs./Kg	84.00	73.00	41.00	48.00	116.00	120.00	59.00	68.00
Pumpkin	Rs./Kg	76.00	74.00	75.00	63.00	101.00	127.00	95.00	83.00
Snake gourd	Rs./Kg	103.00	65.00	66.00	58.00	137.00	120.00	85.00	78.00

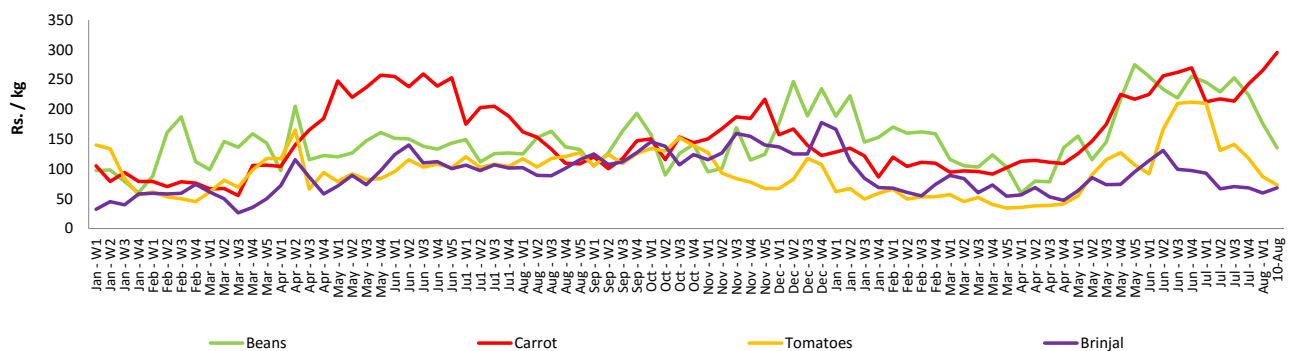
- Price increased by more than 5% compared to previous week average price.
- Price decreased by more than 5% compared to previous week average price.

### Retail Prices

#### Pettah



#### Dambulla



# Wholesale and Retail Prices of Selected Food Commodities - 2018/08/10

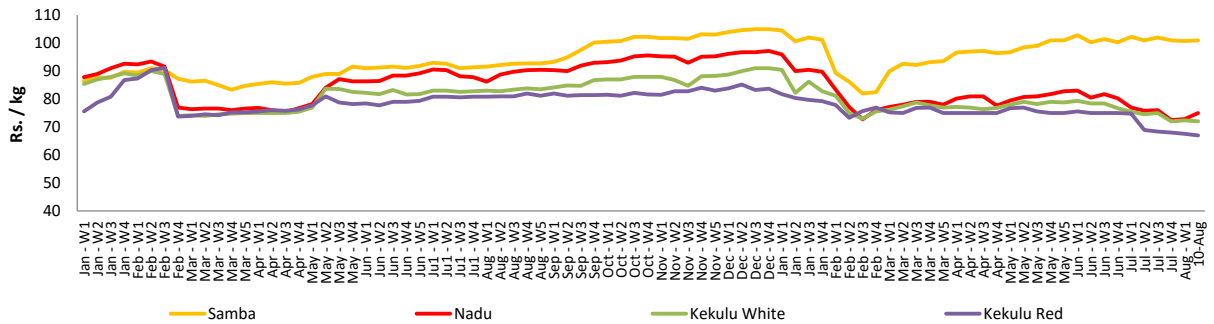
## Rice

Item	Unit	Wholesale				Retail	
		Maradaghamula		Pettah		Pettah	
		Previous Week	Today	Previous Week	Today	Previous Week	Today
Samba	Rs./Kg	101.00	101.00	104.00	106.00	111.00	114.00
Nadu	Rs./Kg	73.00	75.00	75.00	75.00	85.00	85.00
Kekulu White	Rs./Kg	72.00	72.00	72.00	72.00	77.00	77.00
Kekulu Red	Rs./Kg	68.00	67.00	65.00	67.00	75.00	78.00

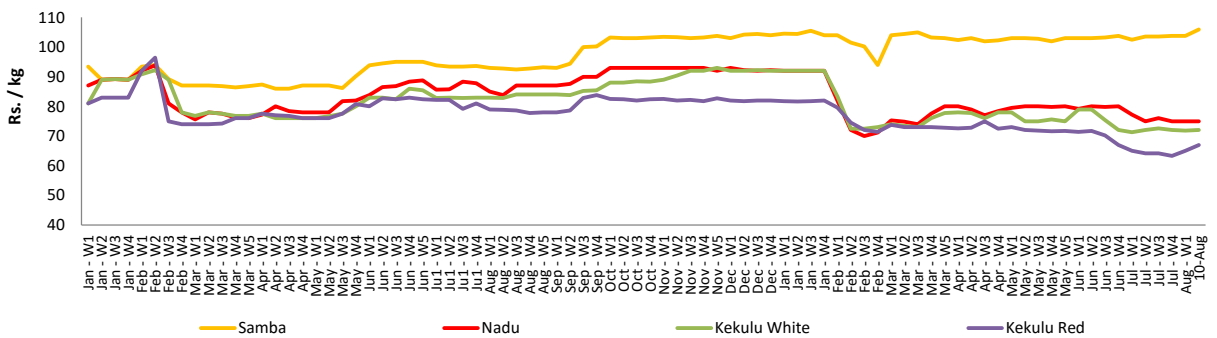
- Price increased by more than 5% compared to previous week average price.
- Price decreased by more than 5% compared to previous week average price.

### Wholesale Prices

#### Marandaghamula

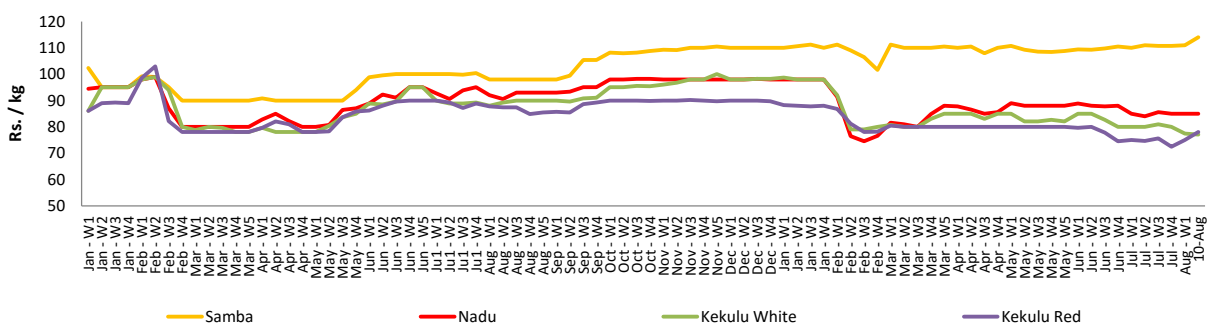


#### Pettah



### Retail Prices

#### Pettah



# Wholesale and Retail Prices of Selected Food Commodities - 2018/08/10

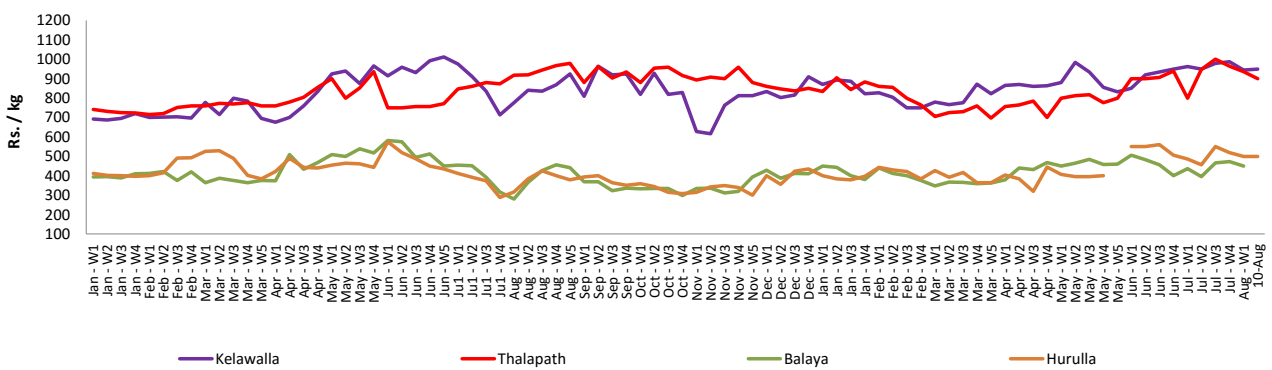
## Fish

Item	Unit	Wholesale				Retail			
		Peliyagoda		Negombo		Peliyagoda		Negombo	
		Previous Week	Today	Previous Week	Today	Previous Week	Today	Previous Week	Today
Kelawalla	Rs./Kg	660.00	620.00	664.00	630.00	944.00	950.00	880.00	850.00
Thalapath	Rs./Kg	742.00	750.00	718.00	680.00	936.00	900.00	972.00	900.00
Balaya	Rs./Kg	350.00	n.a.	418.00	420.00	450.00	n.a.	592.00	600.00
Paraw	Rs./Kg	600.00	600.00	553.00	520.00	960.00	900.00	820.00	800.00
Salaya	Rs./Kg	180.00	180.00	192.00	170.00	226.00	240.00	272.00	250.00
Hurulla	Rs./Kg	400.00	400.00	368.00	380.00	500.00	500.00	468.00	440.00

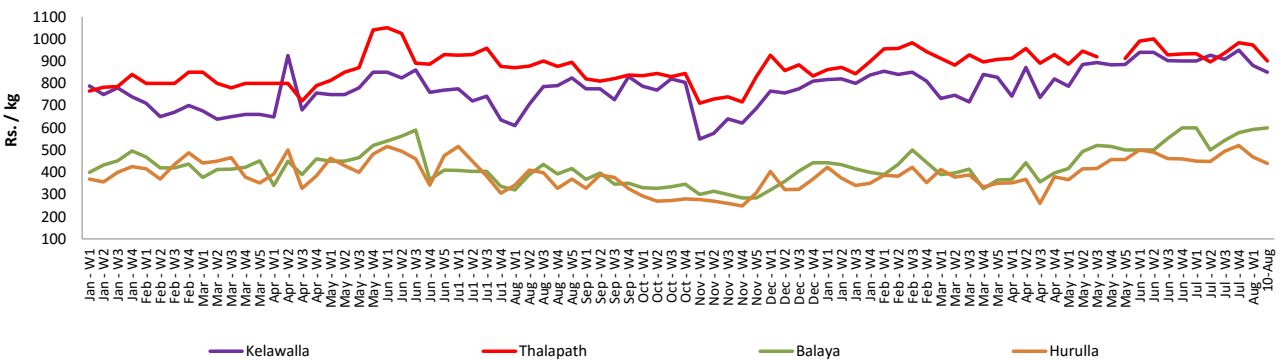
- Price increased by more than 5% compared to previous week average price.
- Price decreased by more than 5% compared to previous week average price.

### Retail Prices

#### Peliyagoda



#### Negombo



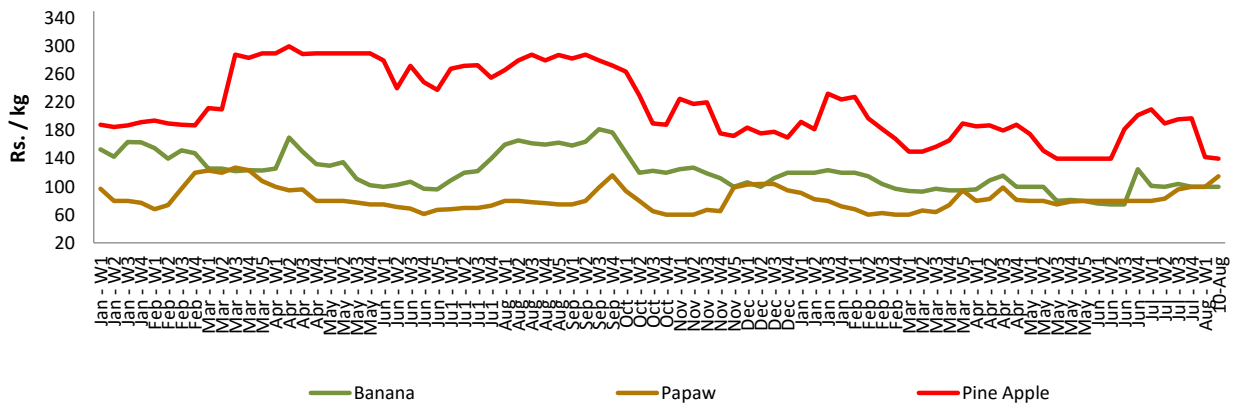
# Wholesale and Retail Prices of Selected Food Commodities - 2018/08/10

## Fruits

Item	Unit	Wholesale		Retail	
		Pettah			
		Previous Week	Today	Previous Week	Today
Banana (Sour)	Rs./Kg	70.00	55.00	100.00	100.00
Papaw	Rs./Kg	80.00	80.00	100.00	115.00
Pineapple	Rs./Kg	104.00	100.00	142.00	140.00

- Price increased by more than 5% compared to previous week average price.
- Price decreased by more than 5% compared to previous week average price.

Retail - Pettah



# Wholesale and Retail Prices of Selected Food Commodities - 2018/08/10

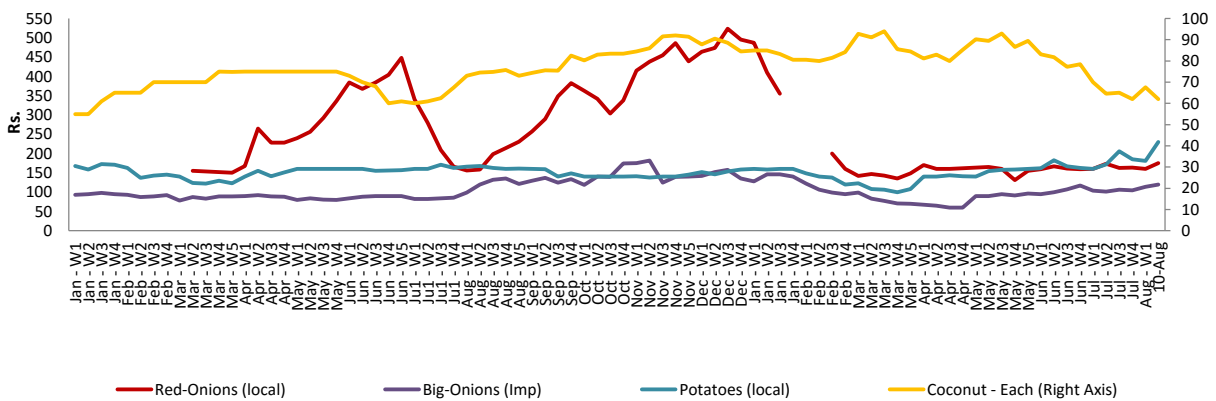
## Other

Item	Unit	Wholesale				Retail			
		Pettah		Dambulla		Pettah		Dambulla	
		Previous Week	Today	Previous Week	Today	Previous Week	Today	Previous Week	Today
Red-Onions (local)	Rs./Kg	130.00	125.00	107.00	75.00	160.00	175.00	118.00	88.00
Red-Onions (Imp)	Rs./Kg	n.a.	n.a.	n.a.	n.a.	n.a.	n.a.	n.a.	n.a.
Big-Onions (local)	Rs./Kg	n.a.	n.a.	n.a.	n.a.	n.a.	n.a.	n.a.	n.a.
Big-Onions (Imp)	Rs./Kg	91.00	98.00	90.00	93.00	114.00	120.00	101.00	103.00
Potatoes (local)	Rs./Kg	153.00	158.00	151.00	n.a.	181.00	230.00	161.00	n.a.
Potatoes (Imp)	Rs./Kg	76.00	68.00			98.00	100.00		
Dried Chillies (Imp)	Rs./Kg	250.00	250.00	253.00	243.00	300.00	283.00	264.00	253.00
Coconut	Rs./Nut	52.00	48.00	43.00	43.00	68.00	62.00	49.00	49.00
Coconut oil	Rs./Ltr	340.00	340.00			360.00	360.00		
Dhal	Rs./Kg	108.00	97.00			120.00	117.00		
Sugar	Rs./Kg	94.00	94.00			110.00	110.00		
Eggs	Rs./Each	18.00	17.50			19.00	18.75		
Katta	Rs./Kg	850.00	850.00			900.00	900.00		
Sprats	Rs./Kg	500.00	500.00			550.00	550.00		

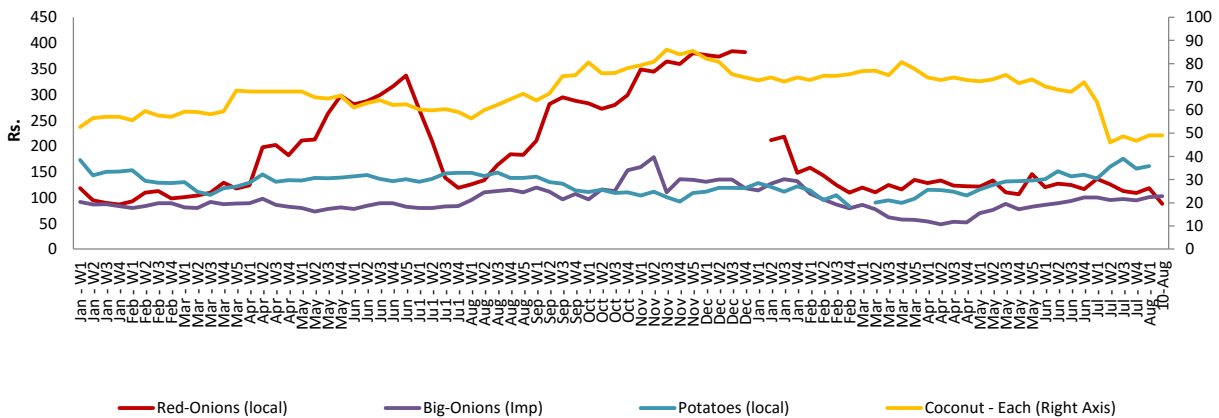
- Price increased by more than 5% compared to previous week average price.
- Price decreased by more than 5% compared to previous week average price.

### Retail Prices

#### Pettah



#### Dambulla



\* Prices of food commodities may vary due to quality and markets among other factors.