

Daily Price Report

A Summary of Price Developments - 09 August 2018



Vegetables

- Prices of **most vegetable** varieties **decreased** in **Pettah** market due to **favourable supply** from **Nuwara Eliya, Dambulla** and **Bandarawela** areas.



Fish

- Prices of most **fish** varieties **decreased** in **Negombo** market while prices **demonstrated mixed movements** in **Peliyagoda** market.



Statistics Department
Central Bank of Sri Lanka

Wholesale and Retail Prices of Selected Food Commodities - 2018/08/09

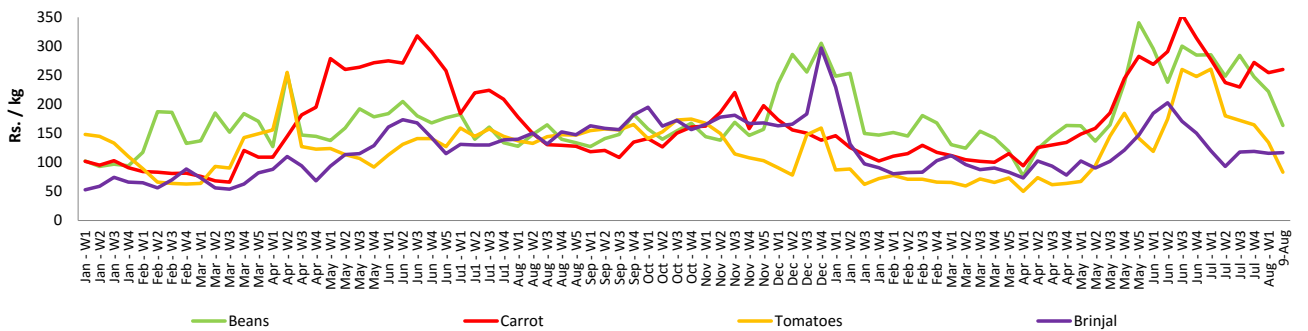
Vegetables

Item	Unit	Wholesale				Retail			
		Pettah		Dambulla		Pettah		Dambulla	
		Previous Week	Today	Previous Week	Today	Previous Week	Today	Previous Week	Today
Beans	Rs./Kg	179.00	133.00	156.00	145.00	222.00	163.00	176.00	165.00
Carrot	Rs./Kg	219.00	220.00	245.00	n.a.	255.00	260.00	265.00	n.a.
Cabbage	Rs./Kg	138.00	93.00	123.00	85.00	179.00	133.00	143.00	105.00
Tomatoes	Rs./Kg	95.00	50.00	67.00	48.00	134.00	83.00	87.00	68.00
Brinjal	Rs./Kg	84.00	83.00	41.00	58.00	116.00	117.00	59.00	78.00
Pumpkin	Rs./Kg	76.00	82.00	75.00	73.00	101.00	117.00	95.00	93.00
Snake gourd	Rs./Kg	103.00	87.00	66.00	58.00	137.00	120.00	85.00	78.00

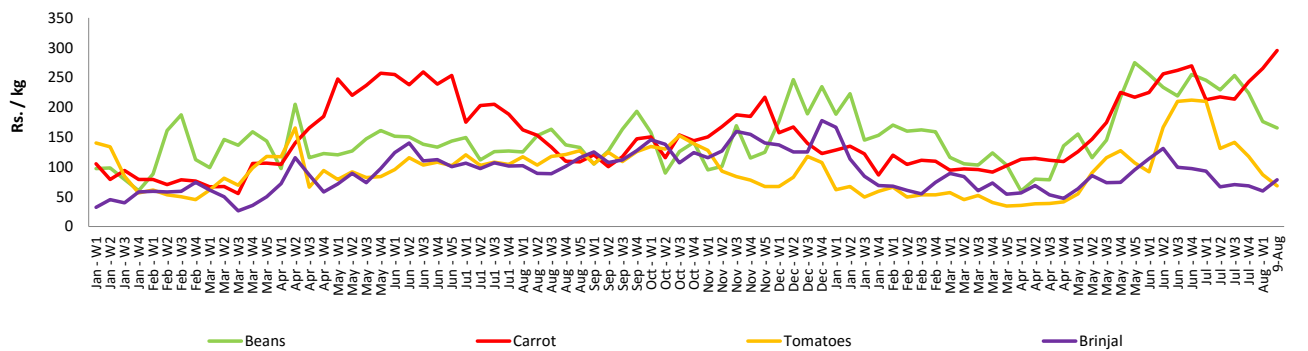
- Price increased by more than 5% compared to previous week average price.
- Price decreased by more than 5% compared to previous week average price.

Retail Prices

Pettah



Dambulla



Wholesale and Retail Prices of Selected Food Commodities - 2018/08/09

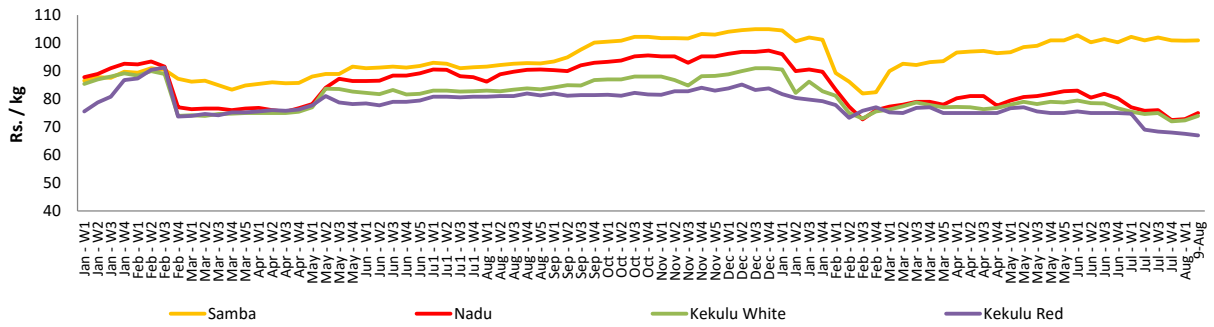
Rice

Item	Unit	Wholesale				Retail	
		Maradaghamula		Pettah		Pettah	
		Previous Week	Today	Previous Week	Today	Previous Week	Today
Samba	Rs./Kg	101.00	101.00	104.00	103.00	111.00	110.00
Nadu	Rs./Kg	73.00	75.00	75.00	75.00	85.00	85.00
Kekulu White	Rs./Kg	72.00	74.00	72.00	72.00	77.00	77.00
Kekulu Red	Rs./Kg	68.00	67.00	65.00	65.00	75.00	75.00

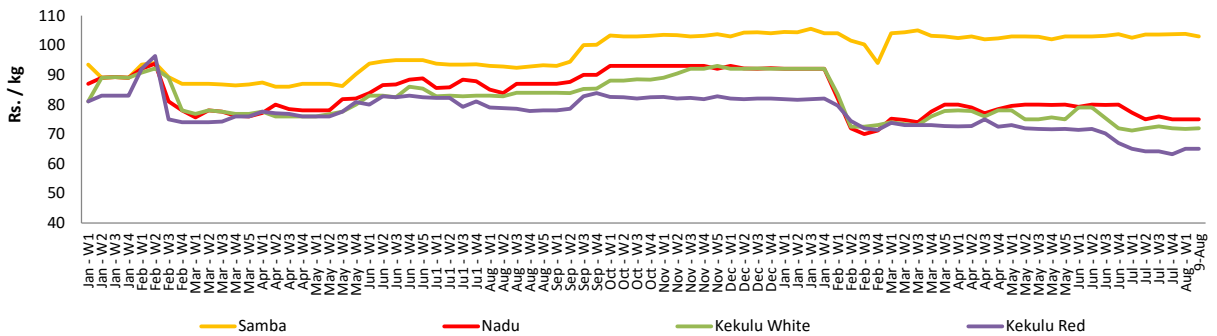
- Price increased by more than 5% compared to previous week average price.
- Price decreased by more than 5% compared to previous week average price.

Wholesale Prices

Marandaghamula

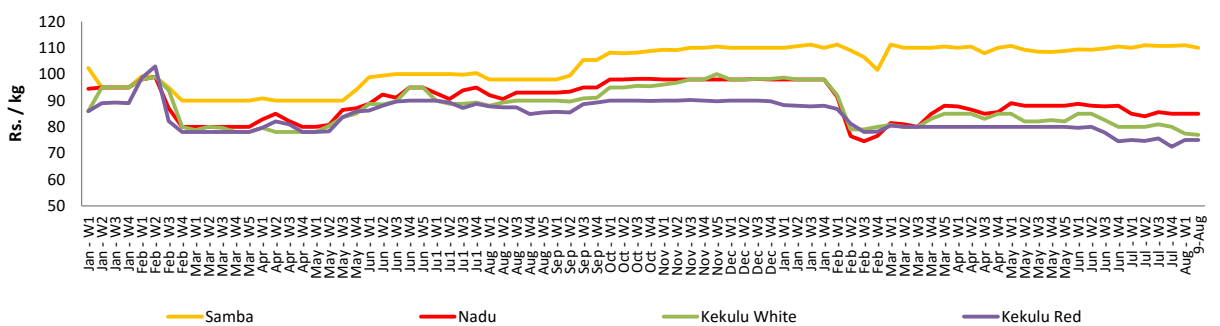


Pettah



Retail Prices

Pettah



Wholesale and Retail Prices of Selected Food Commodities - 2018/08/09

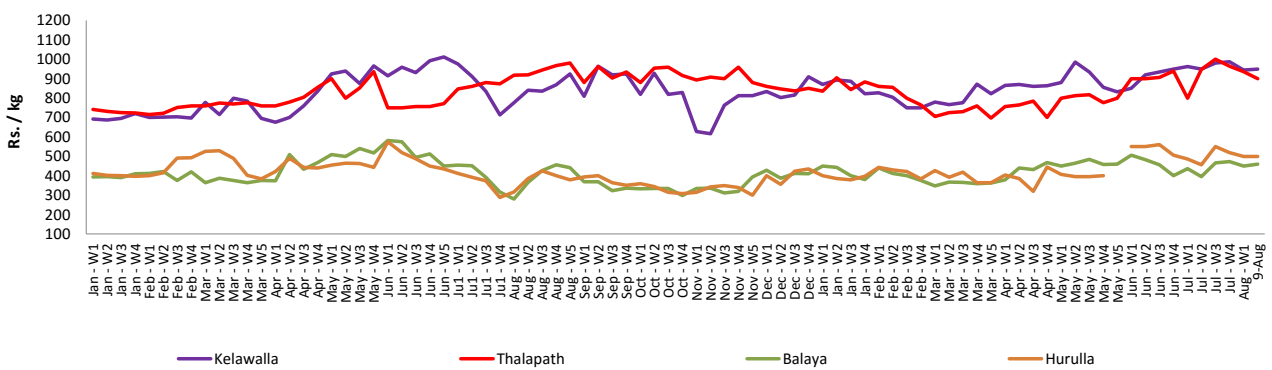
Fish

Item	Unit	Wholesale				Retail			
		Peliyagoda		Negombo		Peliyagoda		Negombo	
		Previous Week	Today	Previous Week	Today	Previous Week	Today	Previous Week	Today
Kelawalla	Rs./Kg	660.00	600.00	664.00	630.00	944.00	950.00	880.00	850.00
Thalapath	Rs./Kg	742.00	720.00	718.00	720.00	936.00	900.00	972.00	950.00
Balaya	Rs./Kg	350.00	360.00	418.00	420.00	450.00	460.00	592.00	600.00
Paraw	Rs./Kg	600.00	580.00	553.00	520.00	960.00	880.00	820.00	800.00
Salaya	Rs./Kg	180.00	180.00	192.00	200.00	226.00	240.00	272.00	280.00
Hurulla	Rs./Kg	400.00	400.00	368.00	380.00	500.00	500.00	468.00	440.00

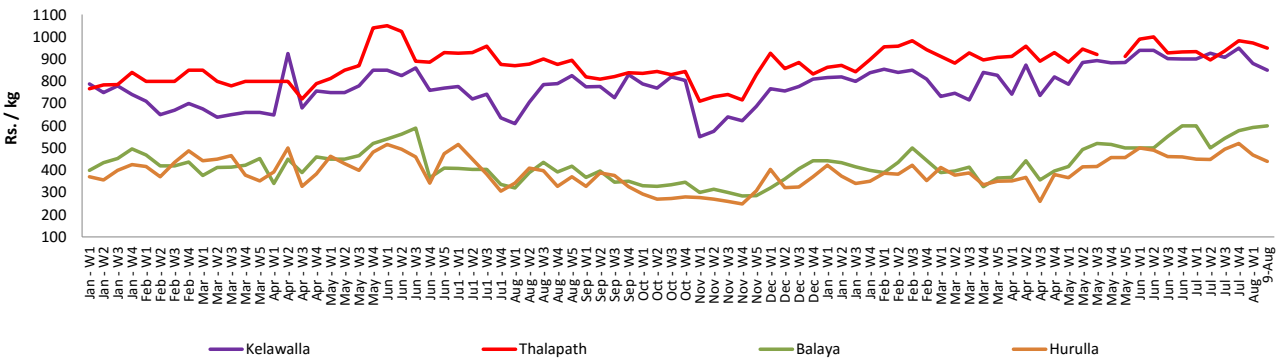
- Price increased by more than 5% compared to previous week average price.
- Price decreased by more than 5% compared to previous week average price.

Retail Prices

Peliyagoda



Negombo



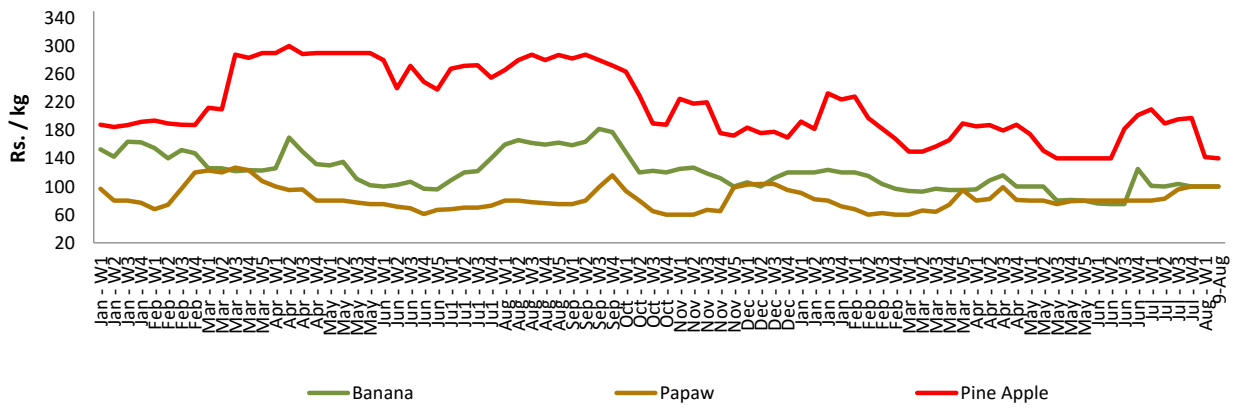
Wholesale and Retail Prices of Selected Food Commodities - 2018/08/09

Fruits

Item	Unit	Wholesale		Retail	
		Pettah			
		Previous Week	Today	Previous Week	Today
Banana (Sour)	Rs./Kg	70.00	55.00	100.00	100.00
Papaw	Rs./Kg	80.00	80.00	100.00	100.00
Pineapple	Rs./Kg	104.00	100.00	142.00	140.00

- Price increased by more than 5% compared to previous week average price.
- Price decreased by more than 5% compared to previous week average price.

Retail - Pettah



Wholesale and Retail Prices of Selected Food Commodities - 2018/08/09

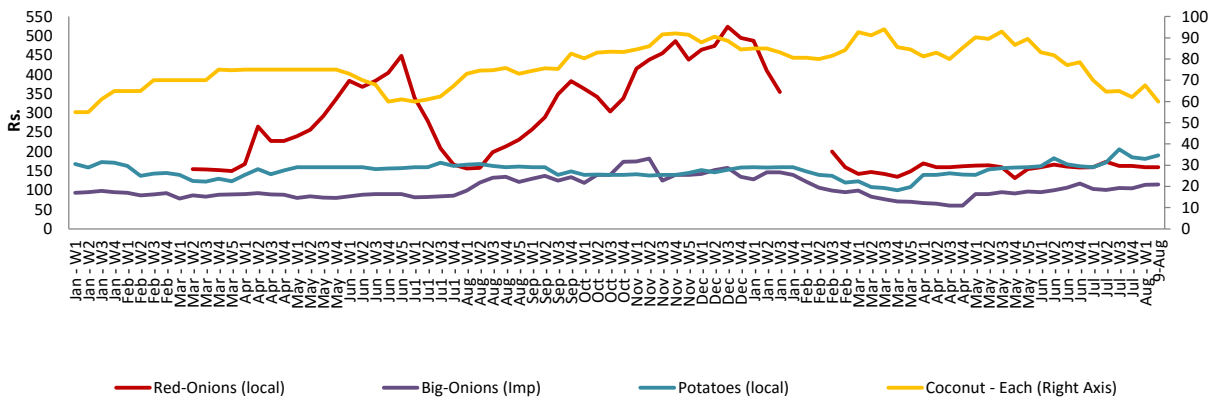
Other

Item	Unit	Wholesale				Retail			
		Pettah		Dambulla		Pettah		Dambulla	
		Previous Week	Today	Previous Week	Today	Previous Week	Today	Previous Week	Today
Red-Onions (local)	Rs./Kg	130.00	130.00	107.00	85.00	160.00	160.00	118.00	98.00
Red-Onions (Imp)	Rs./Kg	n.a.	n.a.	n.a.	n.a.	n.a.	n.a.	n.a.	n.a.
Big-Onions (local)	Rs./Kg	n.a.	n.a.	n.a.	n.a.	n.a.	n.a.	n.a.	n.a.
Big-Onions (Imp)	Rs./Kg	91.00	90.00	90.00	91.00	114.00	115.00	101.00	102.00
Potatoes (local)	Rs./Kg	153.00	150.00	151.00	169.00	181.00	190.00	161.00	178.00
Potatoes (Imp)	Rs./Kg	76.00	69.00			98.00	100.00		
Dried Chillies (Imp)	Rs./Kg	250.00	250.00	253.00	243.00	300.00	300.00	264.00	250.00
Coconut	Rs./Nut	52.00	50.00	43.00	42.00	68.00	60.00	49.00	47.00
Coconut oil	Rs./Ltr	340.00	340.00			360.00	360.00		
Dhal	Rs./Kg	108.00	108.00			120.00	120.00		
Sugar	Rs./Kg	94.00	94.00			110.00	110.00		
Eggs	Rs./Each	18.00	17.50			19.00	18.50		
Katta	Rs./Kg	850.00	890.00			900.00	900.00		
Sprats	Rs./Kg	500.00	500.00			550.00	550.00		

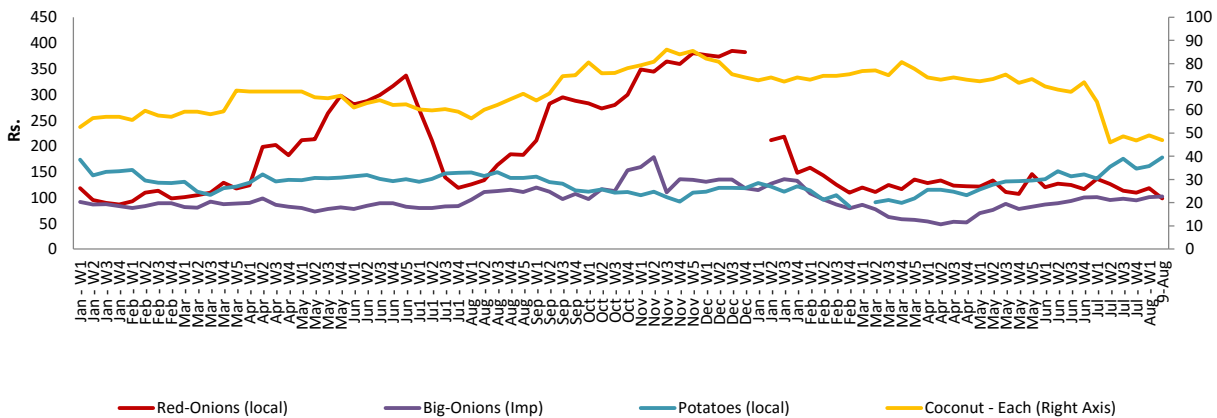
- Price increased by more than 5% compared to previous week average price.
- Price decreased by more than 5% compared to previous week average price.

Retail Prices

Pettah



Dambulla



* Prices of food commodities may vary due to quality and markets among other factors.