

Daily Price Report

A Summary of Price Developments - 06 August 2018



Vegetables

- Prices of **vegetable** varieties **demonstrated mixed movements** in both **Pettah** and **Dambulla** markets.
- Prices of **Brinjal increased** in **both** markets due to **low supply** from **Rajanganaya** and **Welimada** areas.



Fish

- Prices of most **fish** varieties **decreased** in both **Peliyagoda** and **Negombo** markets due to **favourable weather** conditions prevailing around the country.



Fruits

- Prices of **Papaw increased** in **Pettah** market due to **low supply** from **Vavuniya** district.



Statistics Department
Central Bank of Sri Lanka

Wholesale and Retail Prices of Selected Food Commodities - 2018/08/06

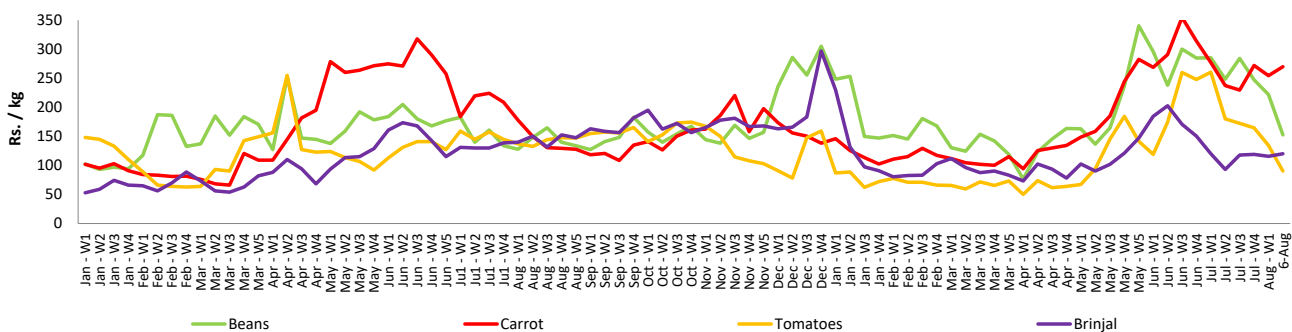
Vegetables

| Item | Unit | Wholesale | | | | Retail | | | |
|-------------|--------|---------------|--------|---------------|--------|---------------|--------|---------------|--------|
| | | Pettah | | Dambulla | | Pettah | | Dambulla | |
| | | Previous Week | Today | Previous Week | Today | Previous Week | Today | Previous Week | Today |
| Beans | Rs./Kg | 179.00 | 125.00 | 156.00 | 185.00 | 222.00 | 153.00 | 176.00 | 205.00 |
| Carrot | Rs./Kg | 219.00 | 223.00 | 245.00 | 195.00 | 255.00 | 270.00 | 265.00 | 215.00 |
| Cabbage | Rs./Kg | 138.00 | 103.00 | 123.00 | 105.00 | 179.00 | 148.00 | 143.00 | 125.00 |
| Tomatoes | Rs./Kg | 95.00 | 53.00 | 67.00 | 55.00 | 134.00 | 90.00 | 87.00 | 75.00 |
| Brinjal | Rs./Kg | 84.00 | 90.00 | 41.00 | 55.00 | 116.00 | 120.00 | 59.00 | 75.00 |
| Pumpkin | Rs./Kg | 76.00 | 75.00 | 75.00 | 65.00 | 101.00 | 100.00 | 95.00 | 85.00 |
| Snake gourd | Rs./Kg | 103.00 | 107.00 | 66.00 | 75.00 | 137.00 | 140.00 | 85.00 | 95.00 |

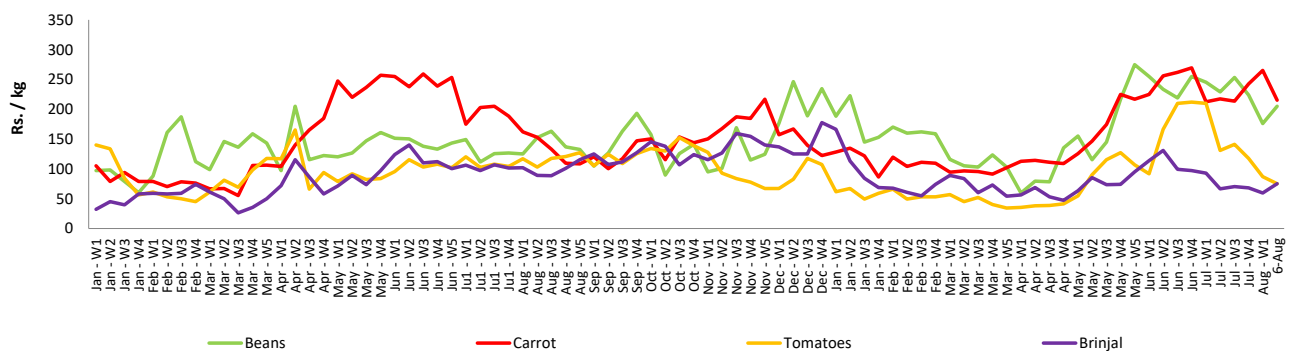
- Price increased by more than 5% compared to previous week average price.
- Price decreased by more than 5% compared to previous week average price.

Retail Prices

Pettah



Dambulla



Wholesale and Retail Prices of Selected Food Commodities - 2018/08/06

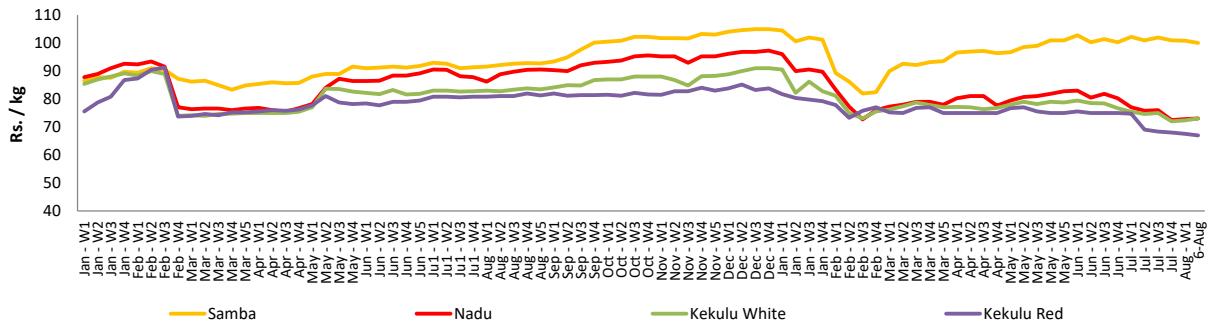
Rice

| Item | Unit | Wholesale | | | | Retail | |
|--------------|--------|----------------|--------|---------------|--------|---------------|--------|
| | | Maradagahamula | | Pettah | | Pettah | |
| | | Previous Week | Today | Previous Week | Today | Previous Week | Today |
| Samba | Rs./Kg | 101.00 | 100.00 | 104.00 | 103.00 | 111.00 | 110.00 |
| Nadu | Rs./Kg | 73.00 | 73.00 | 75.00 | 75.00 | 85.00 | 85.00 |
| Kekulu White | Rs./Kg | 72.00 | 73.00 | 72.00 | 72.00 | 77.00 | 77.00 |
| Kekulu Red | Rs./Kg | 68.00 | 67.00 | 65.00 | 65.00 | 75.00 | 75.00 |

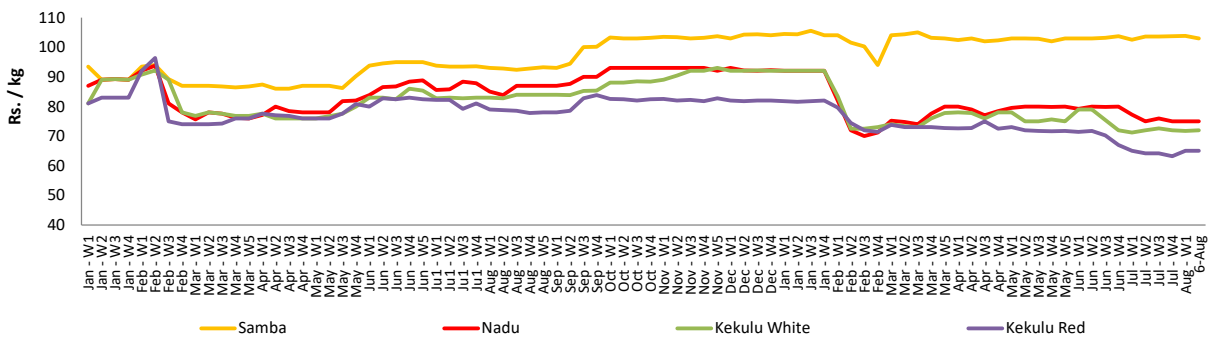
- Price increased by more than 5% compared to previous week average price.
- Price decreased by more than 5% compared to previous week average price.

Wholesale Prices

Marandagahamula

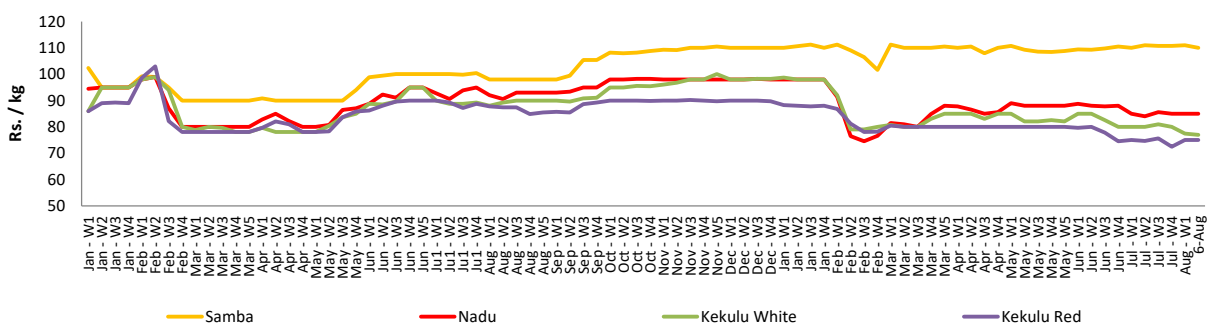


Pettah



Retail Prices

Pettah



Wholesale and Retail Prices of Selected Food Commodities - 2018/08/06

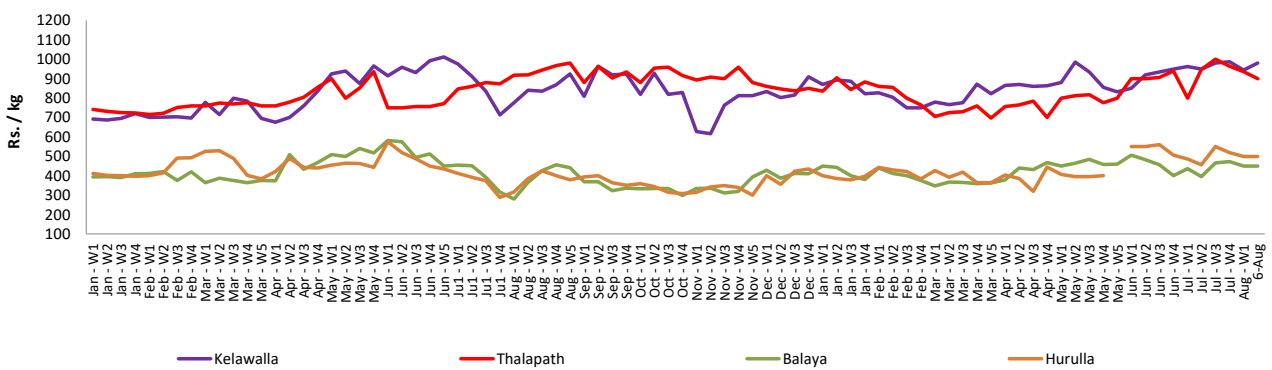
Fish

| Item | Unit | Wholesale | | | | Retail | | | |
|-----------|--------|---------------|--------|---------------|--------|---------------|--------|---------------|--------|
| | | Peliyagoda | | Negombo | | Peliyagoda | | Negombo | |
| | | Previous Week | Today | Previous Week | Today | Previous Week | Today | Previous Week | Today |
| Kelawalla | Rs./Kg | 660.00 | 630.00 | 664.00 | 680.00 | 944.00 | 980.00 | 880.00 | 880.00 |
| Thalapath | Rs./Kg | 742.00 | 720.00 | 718.00 | 700.00 | 936.00 | 900.00 | 972.00 | 930.00 |
| Balaya | Rs./Kg | 350.00 | 350.00 | 418.00 | 430.00 | 450.00 | 450.00 | 592.00 | 600.00 |
| Paraw | Rs./Kg | 600.00 | n.a. | 553.00 | 540.00 | 960.00 | n.a. | 820.00 | 800.00 |
| Salaya | Rs./Kg | 180.00 | 160.00 | 192.00 | 180.00 | 226.00 | 200.00 | 272.00 | 250.00 |
| Hurulla | Rs./Kg | 400.00 | 400.00 | 368.00 | 330.00 | 500.00 | 500.00 | 468.00 | 430.00 |

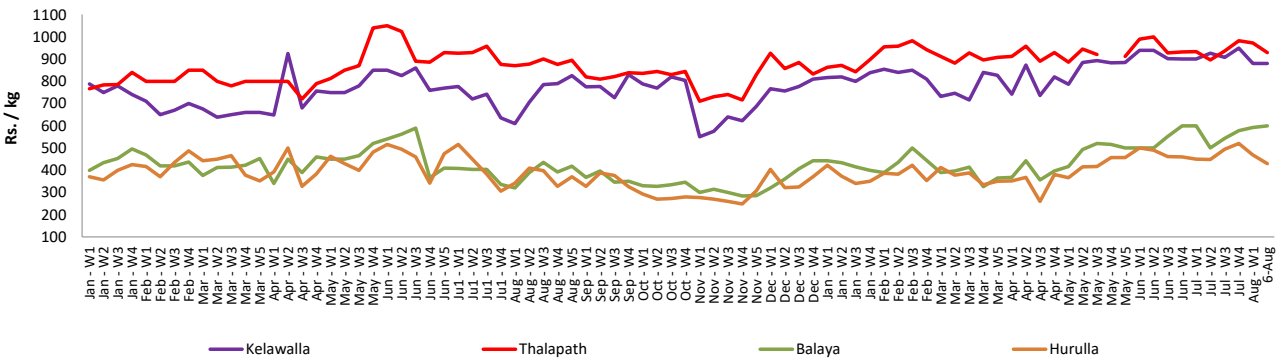
- Price increased by more than 5% compared to previous week average price.
- Price decreased by more than 5% compared to previous week average price.

Retail Prices

Peliyagoda



Negombo



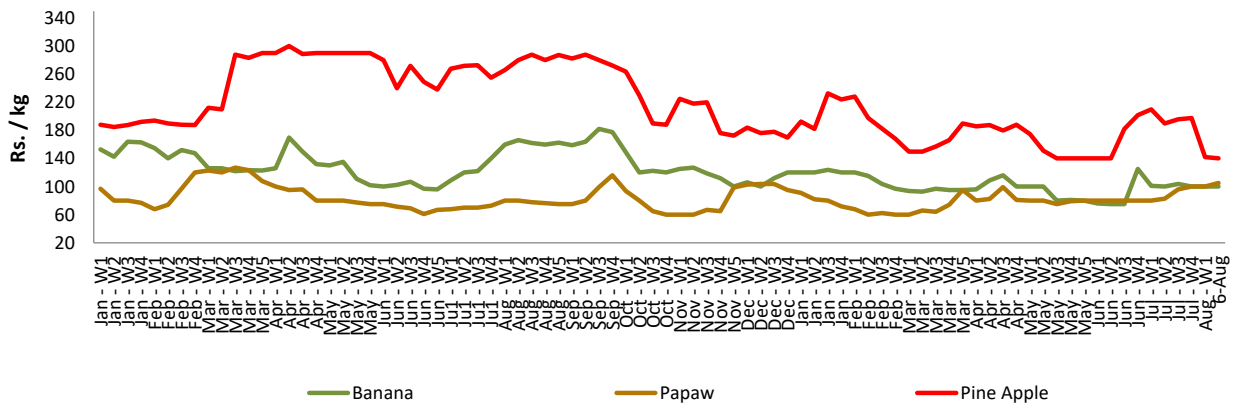
Wholesale and Retail Prices of Selected Food Commodities - 2018/08/06

Fruits

| Item | Unit | Wholesale | | Retail | |
|---------------|--------|---------------|--------|---------------|--------|
| | | Pettah | | | |
| | | Previous Week | Today | Previous Week | Today |
| Banana (Sour) | Rs./Kg | 70.00 | 65.00 | 100.00 | 100.00 |
| Papaw | Rs./Kg | 80.00 | 85.00 | 100.00 | 105.00 |
| Pineapple | Rs./Kg | 104.00 | 100.00 | 142.00 | 140.00 |

- Price increased by more than 5% compared to previous week average price.
- Price decreased by more than 5% compared to previous week average price.

Retail - Pettah



Wholesale and Retail Prices of Selected Food Commodities - 2018/08/06

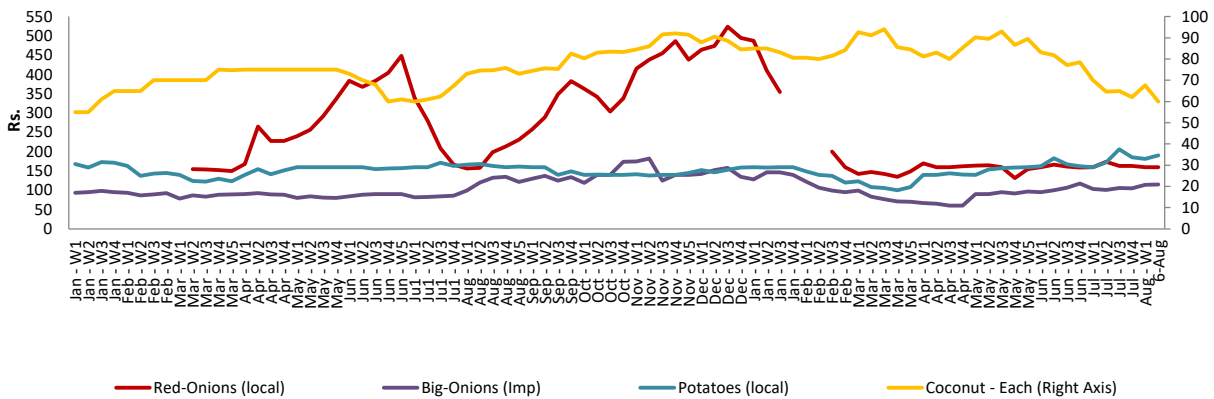
Other

| Item | Unit | Wholesale | | | | Retail | | | |
|----------------------|----------|---------------|--------|---------------|--------|---------------|--------|---------------|--------|
| | | Pettah | | Dambulla | | Pettah | | Dambulla | |
| | | Previous Week | Today | Previous Week | Today | Previous Week | Today | Previous Week | Today |
| Red-Onions (local) | Rs./Kg | 130.00 | 130.00 | 107.00 | 103.00 | 160.00 | 160.00 | 118.00 | 113.00 |
| Red-Onions (Imp) | Rs./Kg | n.a. | n.a. | n.a. | n.a. | n.a. | n.a. | n.a. | n.a. |
| Big-Onions (local) | Rs./Kg | n.a. | n.a. | n.a. | n.a. | n.a. | n.a. | n.a. | n.a. |
| Big-Onions (Imp) | Rs./Kg | 91.00 | 90.00 | 90.00 | 88.00 | 114.00 | 115.00 | 101.00 | 98.00 |
| Potatoes (local) | Rs./Kg | 153.00 | 155.00 | 151.00 | 138.00 | 181.00 | 190.00 | 161.00 | 148.00 |
| Potatoes (Imp) | Rs./Kg | 76.00 | 73.00 | | | 98.00 | 100.00 | | |
| Dried Chillies (Imp) | Rs./Kg | 250.00 | 250.00 | 253.00 | 253.00 | 300.00 | 300.00 | 264.00 | 263.00 |
| Coconut | Rs./Nut | 52.00 | 50.00 | 43.00 | 44.00 | 68.00 | 60.00 | 49.00 | 49.00 |
| Coconut oil | Rs./Ltr | 340.00 | 340.00 | | | 360.00 | 360.00 | | |
| Dhal | Rs./Kg | 108.00 | 108.00 | | | 120.00 | 120.00 | | |
| Sugar | Rs./Kg | 94.00 | 94.00 | | | 110.00 | 110.00 | | |
| Eggs | Rs./Each | 18.00 | 17.50 | | | 19.00 | 18.50 | | |
| Katta | Rs./Kg | 850.00 | 850.00 | | | 900.00 | 900.00 | | |
| Sprats | Rs./Kg | 500.00 | 500.00 | | | 550.00 | 550.00 | | |

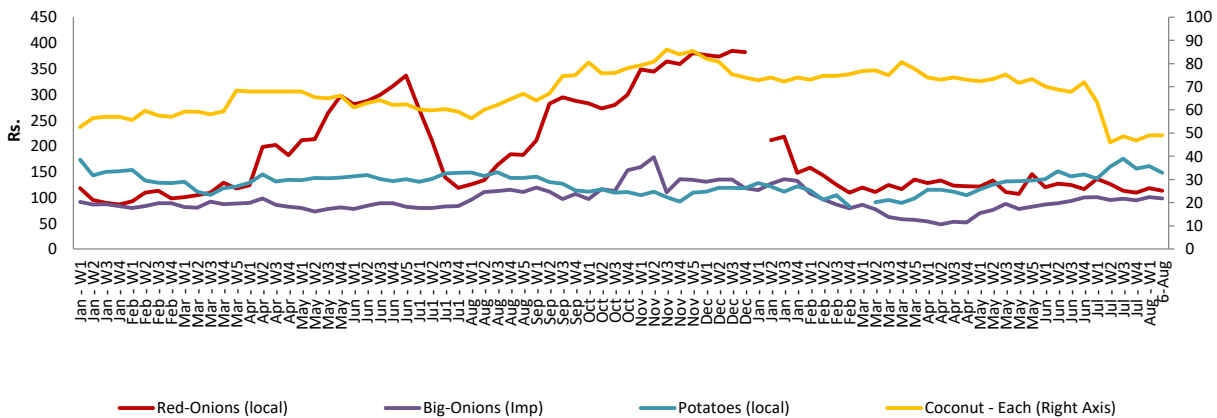
- Price increased by more than 5% compared to previous week average price.
- Price decreased by more than 5% compared to previous week average price.

Retail Prices

Pettah



Dambulla



* Prices of food commodities may vary due to quality and markets among other factors.