

# Daily Price Report

---

A Summary of Price Developments - 02 August 2018

---



## Vegetables

- Prices of **vegetable** varieties **demonstrated mixed movements** in both **Pettah** and **Dambulla** markets.



## Fish

- Prices of most **fish** varieties **decreased** in both **Peliyagoda** and **Negombo** markets due to **favourable weather** conditions prevailing around the country.



## Fruits

- Prices of **Pineapple** **decreased significantly** in **Pettah** market reportedly due to **favourable supply** from **Gampaha** district.



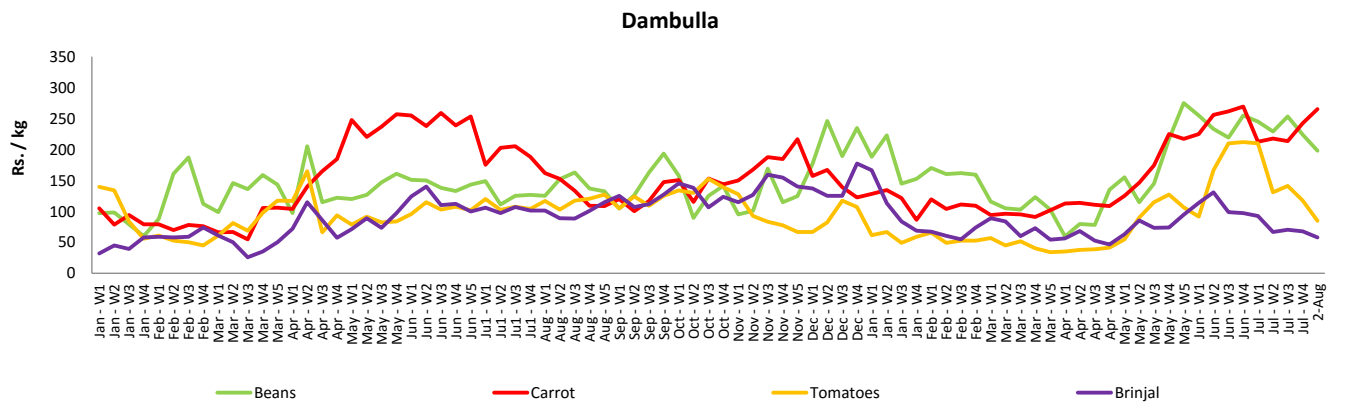
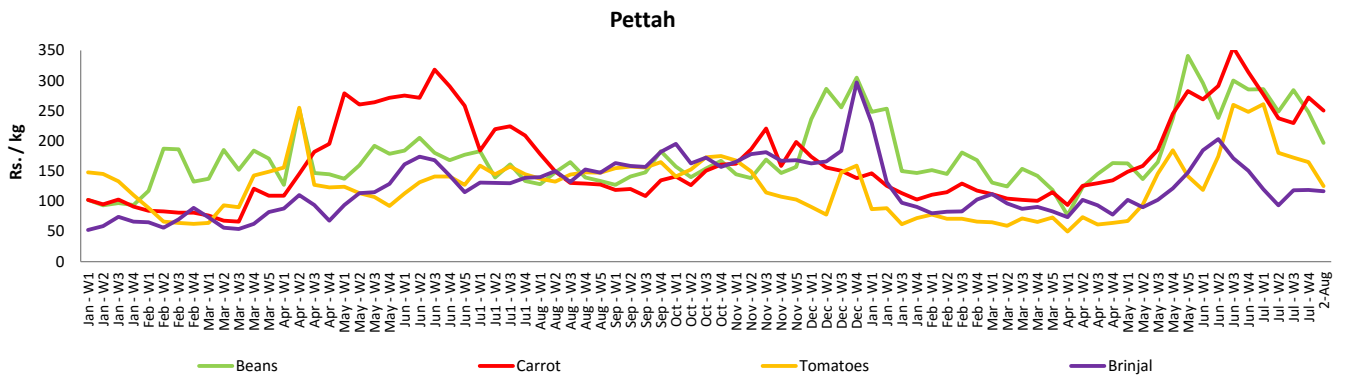
# Wholesale and Retail Prices of Selected Food Commodities - 2018/08/02

## Vegetables

Item	Unit	Wholesale				Retail			
		Pettah		Dambulla		Pettah		Dambulla	
		Previous Week	Today	Previous Week	Today	Previous Week	Today	Previous Week	Today
Beans	Rs./Kg	210.00	160.00	203.00	178.00	248.00	197.00	224.00	198.00
Carrot	Rs./Kg	233.00	220.00	223.00	245.00	272.00	250.00	243.00	265.00
Cabbage	Rs./Kg	135.00	145.00	124.00	115.00	176.00	178.00	145.00	135.00
Tomatoes	Rs./Kg	121.00	87.00	96.00	65.00	165.00	125.00	118.00	85.00
Brinjal	Rs./Kg	82.00	87.00	48.00	38.00	119.00	117.00	68.00	58.00
Pumpkin	Rs./Kg	66.00	79.00	60.00	75.00	94.00	108.00	79.00	95.00
Snake gourd	Rs./Kg	101.00	107.00	72.00	58.00	137.00	140.00	94.00	78.00

- Price increased by more than 5% compared to previous week average price.
- Price decreased by more than 5% compared to previous week average price.

### Retail Prices



# Wholesale and Retail Prices of Selected Food Commodities - 2018/08/02

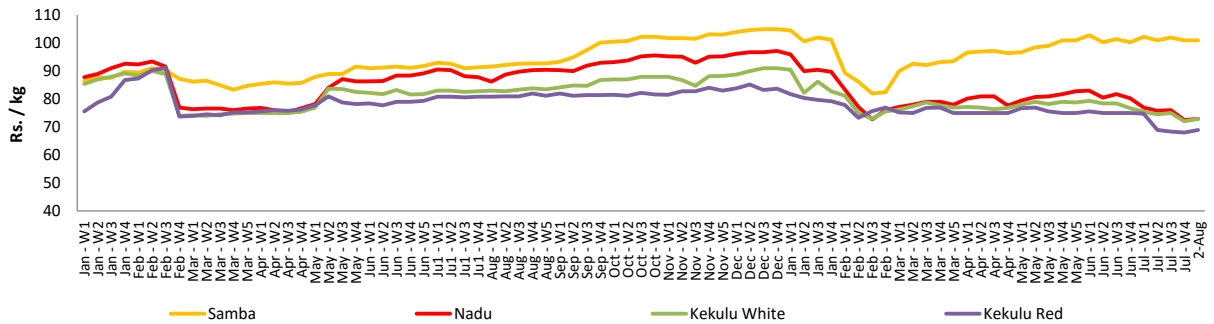
## Rice

Item	Unit	Wholesale				Retail	
		Maradagahamula		Pettah		Pettah	
		Previous Week	Today	Previous Week	Today	Previous Week	Today
Samba	Rs./Kg	101.00	101.00	104.00	107.00	111.00	115.00
Nadu	Rs./Kg	73.00	73.00	75.00	75.00	85.00	85.00
Kekulu White	Rs./Kg	72.00	73.00	72.00	71.00	80.00	79.00
Kekulu Red	Rs./Kg	68.00	69.00	63.00	65.00	73.00	75.00

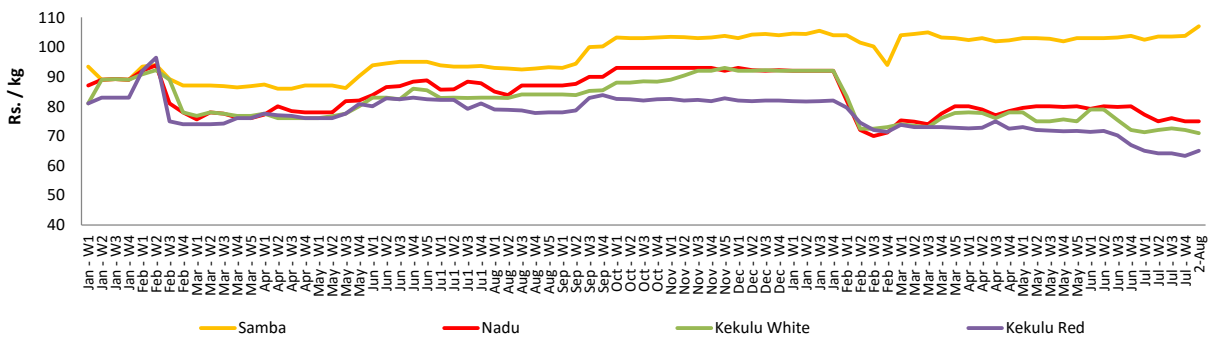
- Price increased by more than 5% compared to previous week average price.
- Price decreased by more than 5% compared to previous week average price.

### Wholesale Prices

#### Marandagahamula

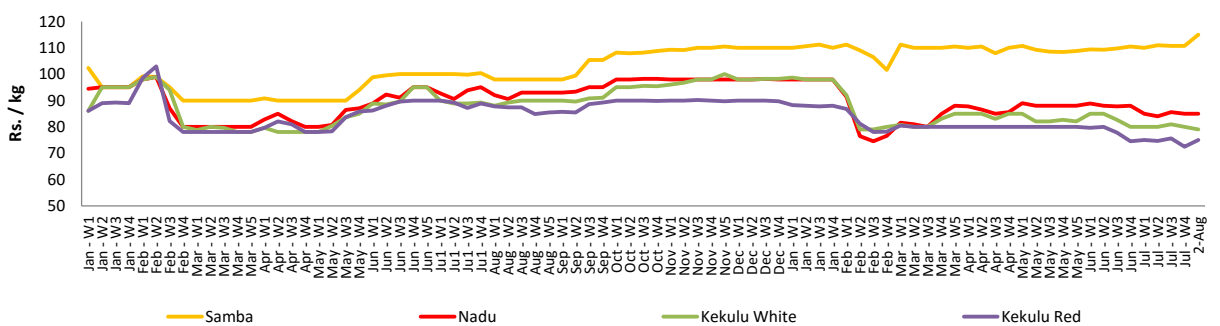


#### Pettah



### Retail Prices

#### Pettah



# Wholesale and Retail Prices of Selected Food Commodities - 2018/08/02

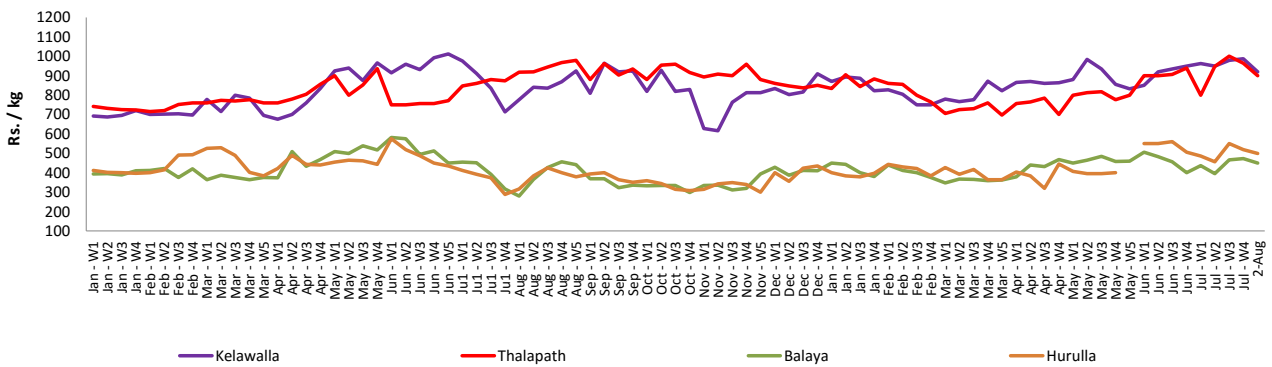
## Fish

Item	Unit	Wholesale				Retail			
		Peliyagoda		Negombo		Peliyagoda		Negombo	
		Previous Week	Today	Previous Week	Today	Previous Week	Today	Previous Week	Today
Kelawalla	Rs./Kg	668.00	650.00	675.00	680.00	988.00	920.00	950.00	880.00
Thalapath	Rs./Kg	750.00	730.00	733.00	700.00	965.00	900.00	983.00	930.00
Balaya	Rs./Kg	380.00	350.00	410.00	430.00	473.00	450.00	578.00	600.00
Paraw	Rs./Kg	593.00	n.a.	598.00	540.00	960.00	n.a.	875.00	800.00
Salaya	Rs./Kg	223.00	160.00	198.00	180.00	283.00	200.00	273.00	250.00
Hurulla	Rs./Kg	420.00	400.00	420.00	350.00	520.00	500.00	520.00	450.00

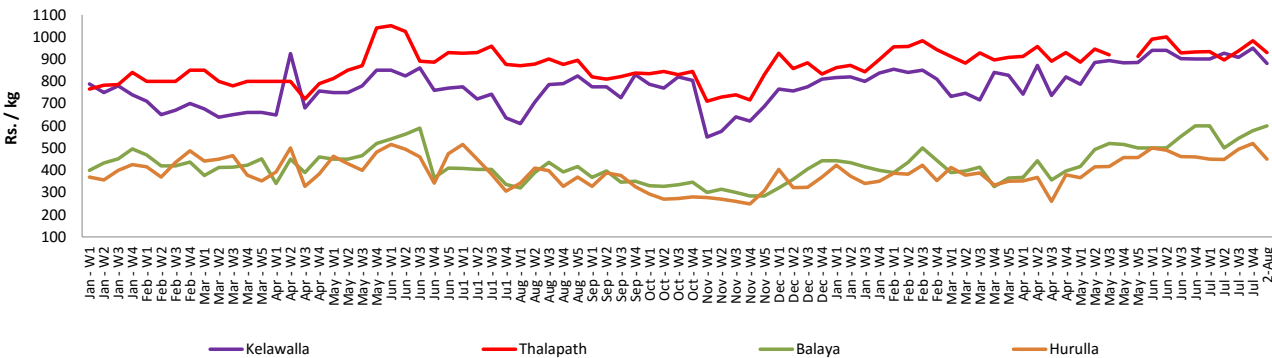
- Price increased by more than 5% compared to previous week average price.
- Price decreased by more than 5% compared to previous week average price.

### Retail Prices

#### Peliyagoda



#### Negombo



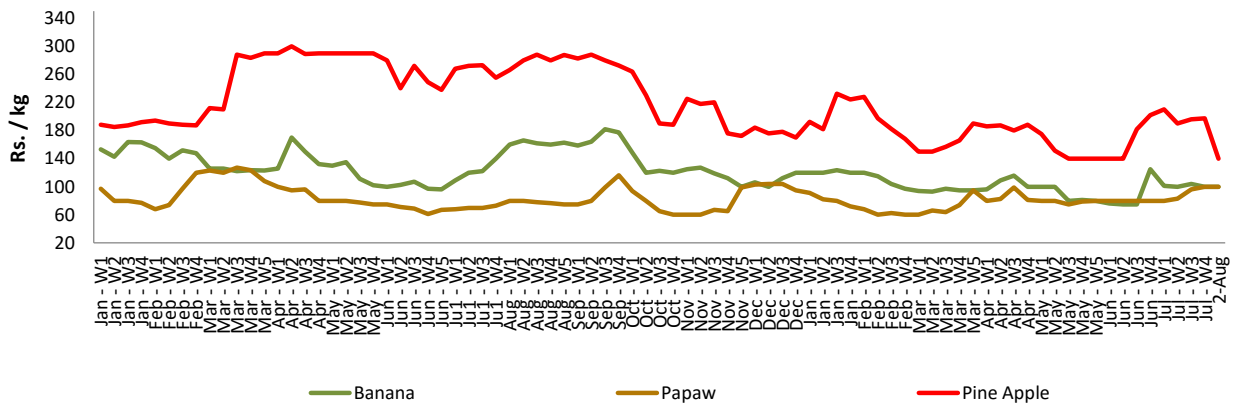
# Wholesale and Retail Prices of Selected Food Commodities - 2018/08/02

## Fruits

Item	Unit	Wholesale		Retail	
		Pettah			
		Previous Week	Today	Previous Week	Today
Banana (Sour)	Rs./Kg	70.00	70.00	100.00	100.00
Papaw	Rs./Kg	75.00	80.00	100.00	100.00
Pineapple	Rs./Kg	155.00	100.00	198.00	140.00

- Price increased by more than 5% compared to previous week average price.
- Price decreased by more than 5% compared to previous week average price.

Retail - Pettah



# Wholesale and Retail Prices of Selected Food Commodities - 2018/08/02

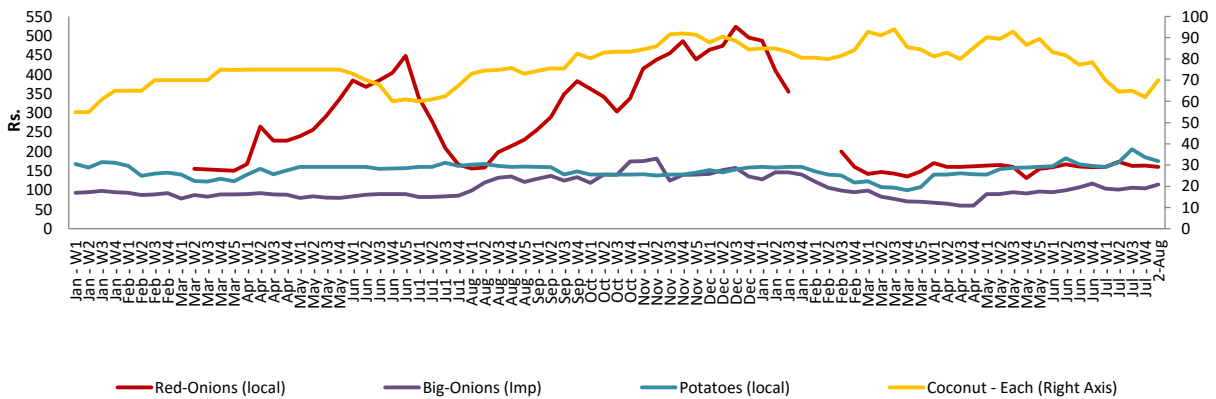
## Other

Item	Unit	Wholesale				Retail			
		Pettah		Dambulla		Pettah		Dambulla	
		Previous Week	Today	Previous Week	Today *	Previous Week	Today	Previous Week	Today *
Red-Onions (local)	Rs./Kg	138.00	130.00	98.00	108.00	163.00	160.00	109.00	118.00
Red-Onions (Imp)	Rs./Kg	n.a.	n.a.	n.a.	n.a.	n.a.	n.a.	n.a.	n.a.
Big-Onions (local)	Rs./Kg	n.a.	n.a.	n.a.	n.a.	n.a.	n.a.	n.a.	n.a.
Big-Onions (Imp)	Rs./Kg	90.00	90.00	85.00	89.00	105.00	115.00	95.00	99.00
Potatoes (local)	Rs./Kg	156.00	150.00	142.00	148.00	185.00	175.00	156.00	158.00
Potatoes (Imp)	Rs./Kg	75.00	75.00			95.00	100.00		
Dried Chillies (Imp)	Rs./Kg	258.00	250.00	252.00	253.00	300.00	300.00	262.00	263.00
Coconut	Rs./Nut	51.00	53.00	41.00	44.00	62.00	70.00	47.00	49.00
Coconut oil	Rs./Ltr	360.00	340.00			380.00	360.00		
Dhal	Rs./Kg	107.00	108.00			120.00	120.00		
Sugar	Rs./Kg	95.00	94.00			110.00	110.00		
Eggs	Rs./Each	17.00	17.50			18.00	18.50		
Katta	Rs./Kg	850.00	850.00			900.00	900.00		
Sprats	Rs./Kg	500.00	500.00			550.00	550.00		

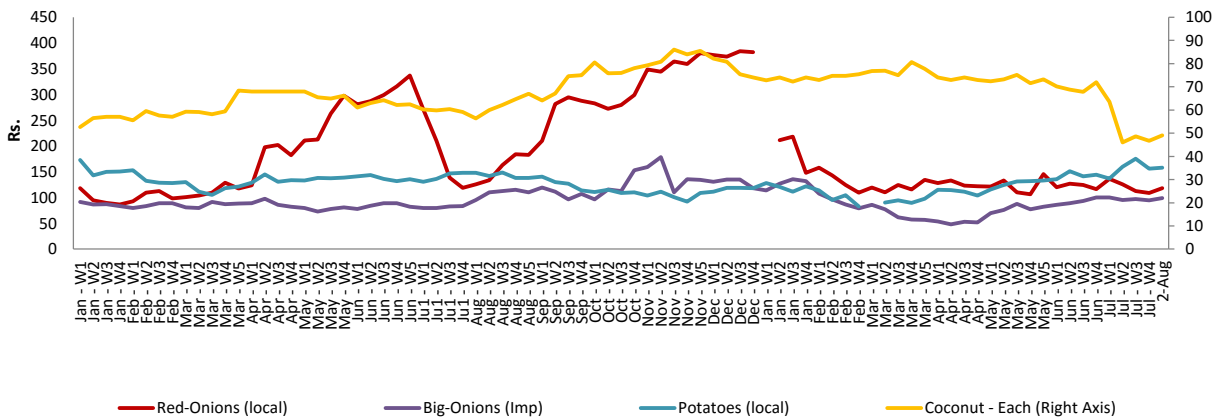
- Price increased by more than 5% compared to previous week average price.
- Price decreased by more than 5% compared to previous week average price.

### Retail Prices

#### Pettah



#### Dambulla



\* Prices of food commodities may vary due to quality and markets among other factors.