

Daily Price Report

A Summary of Price Developments - 01 August 2018



Vegetables

- Prices of **vegetable** varieties **demonstrated a general decreasing trend** in both **Pettah** and **Dambulla** markets due to **favourable supply** from **Kandy** region.



Fruits

- Prices of **Pineapple** **decreased significantly in Pettah** market reportedly due to **favourable supply** from **Gampaha** district.



Statistics Department
Central Bank of Sri Lanka

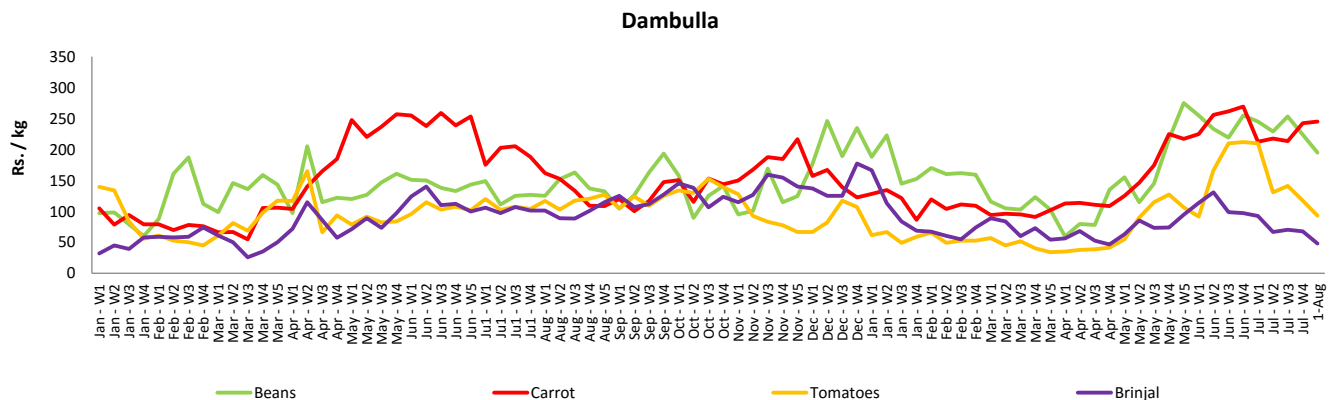
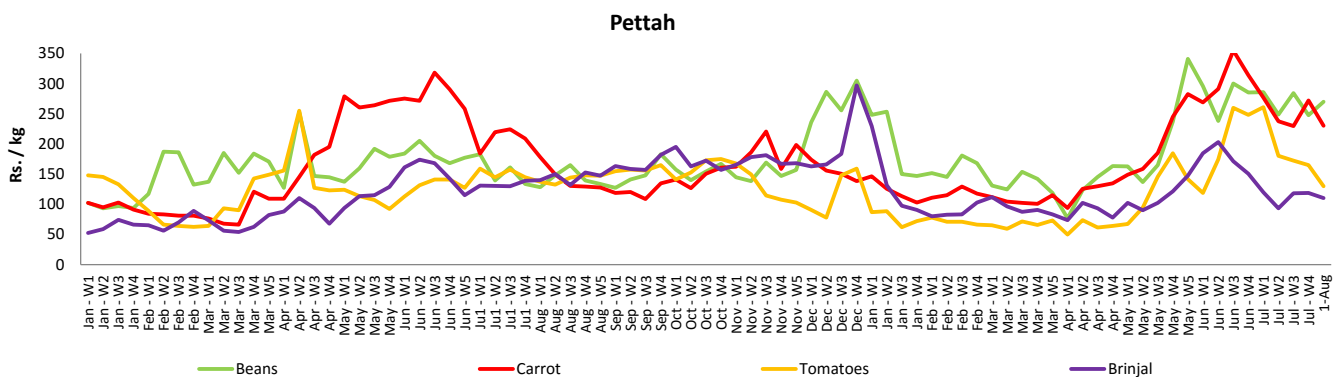
Wholesale and Retail Prices of Selected Food Commodities - 2018/08/01

Vegetables

Item	Unit	Wholesale				Retail			
		Pettah		Dambulla		Pettah		Dambulla	
		Previous Week	Today	Previous Week	Today	Previous Week	Today	Previous Week	Today
Beans	Rs./Kg	210.00	225.00	203.00	175.00	248.00	270.00	224.00	195.00
Carrot	Rs./Kg	233.00	190.00	223.00	225.00	272.00	230.00	243.00	245.00
Cabbage	Rs./Kg	135.00	125.00	124.00	105.00	176.00	160.00	145.00	125.00
Tomatoes	Rs./Kg	121.00	90.00	96.00	73.00	165.00	130.00	118.00	93.00
Brinjal	Rs./Kg	82.00	80.00	48.00	28.00	119.00	110.00	68.00	48.00
Pumpkin	Rs./Kg	66.00	85.00	60.00	68.00	94.00	110.00	79.00	88.00
Snake gourd	Rs./Kg	101.00	105.00	72.00	63.00	137.00	135.00	94.00	83.00

- Price increased by more than 5% compared to previous week average price.
- Price decreased by more than 5% compared to previous week average price.

Retail Prices



Wholesale and Retail Prices of Selected Food Commodities - 2018/08/01

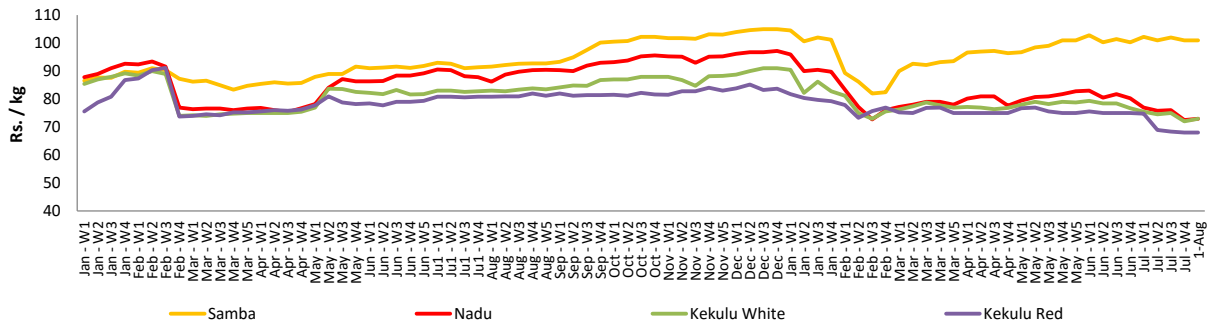
Rice

Item	Unit	Wholesale				Retail	
		Maradagahamula		Pettah		Pettah	
		Previous Week	Today	Previous Week	Today	Previous Week	Today
Samba	Rs./Kg	101.00	101.00	104.00	103.00	111.00	110.00
Nadu	Rs./Kg	73.00	73.00	75.00	75.00	85.00	85.00
Kekulu White	Rs./Kg	72.00	73.00	72.00	72.00	80.00	77.00
Kekulu Red	Rs./Kg	68.00	68.00	63.00	65.00	73.00	75.00

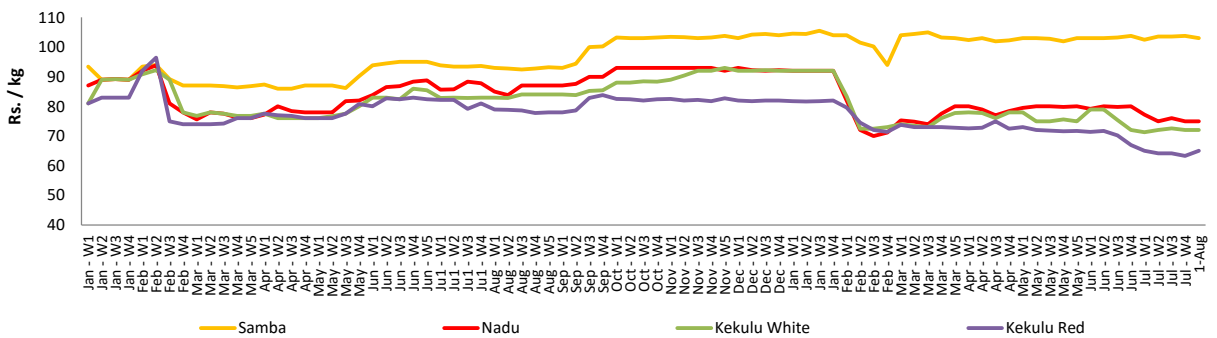
- Price increased by more than 5% compared to previous week average price.
- Price decreased by more than 5% compared to previous week average price.

Wholesale Prices

Maradagahamula

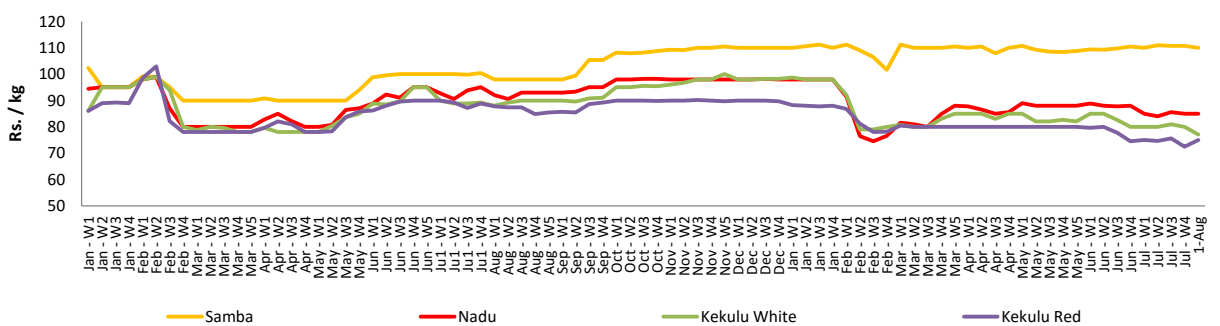


Pettah



Retail Prices

Pettah



Wholesale and Retail Prices of Selected Food Commodities - 2018/08/01

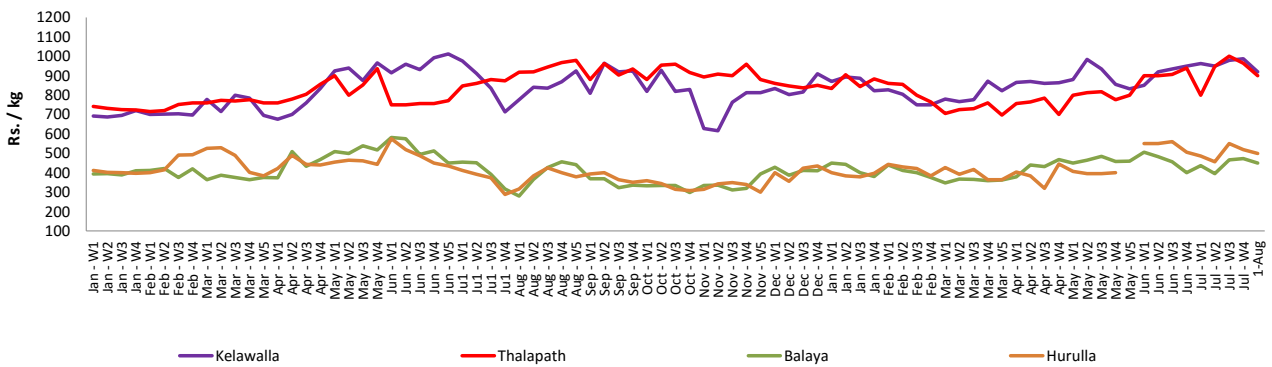
Fish

Item	Unit	Wholesale				Retail			
		Peliyagoda		Negombo		Peliyagoda		Negombo	
		Previous Week	Today	Previous Week	Today	Previous Week	Today	Previous Week	Today
Kelawalla	Rs./Kg	668.00	650.00	675.00	680.00	988.00	920.00	950.00	880.00
Thalapath	Rs./Kg	750.00	730.00	733.00	730.00	965.00	900.00	983.00	1000.00
Balaya	Rs./Kg	380.00	350.00	410.00	430.00	473.00	450.00	578.00	600.00
Paraw	Rs./Kg	593.00	600.00	598.00	n.a.	960.00	980.00	875.00	n.a.
Salaya	Rs./Kg	223.00	180.00	198.00	220.00	283.00	240.00	273.00	300.00
Hurulla	Rs./Kg	420.00	400.00	420.00	380.00	520.00	500.00	520.00	480.00

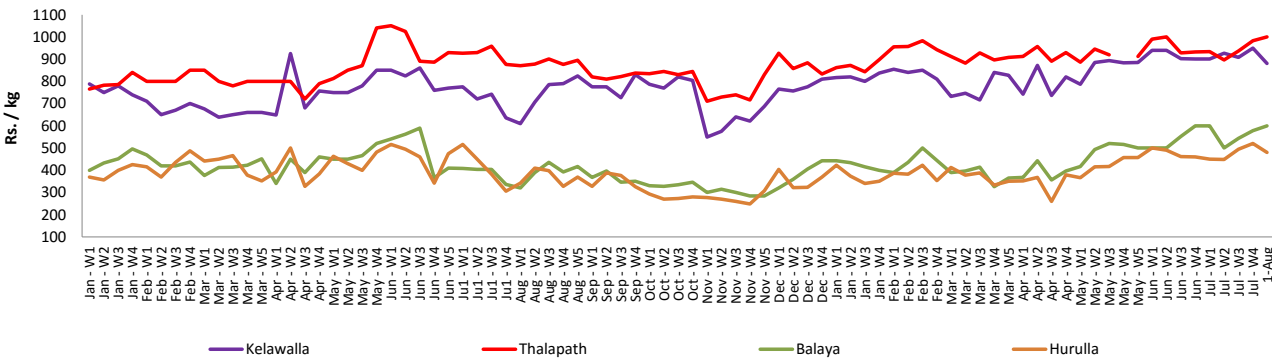
- Price increased by more than 5% compared to previous week average price.
- Price decreased by more than 5% compared to previous week average price.

Retail Prices

Peliyagoda



Negombo



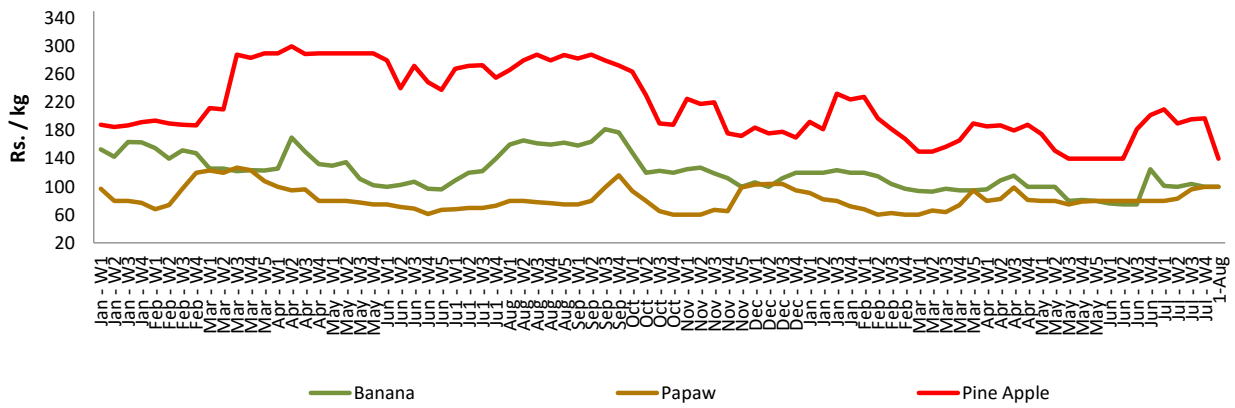
Wholesale and Retail Prices of Selected Food Commodities - 2018/08/01

Fruits

Item	Unit	Wholesale		Retail	
		Pettah			
		Previous Week	Today	Previous Week	Today
Banana (Sour)	Rs./Kg	70.00	70.00	100.00	100.00
Papaw	Rs./Kg	75.00	80.00	100.00	100.00
Pineapple	Rs./Kg	155.00	100.00	198.00	140.00

- Price increased by more than 5% compared to previous week average price.
- Price decreased by more than 5% compared to previous week average price.

Retail - Pettah



Wholesale and Retail Prices of Selected Food Commodities - 2018/08/01

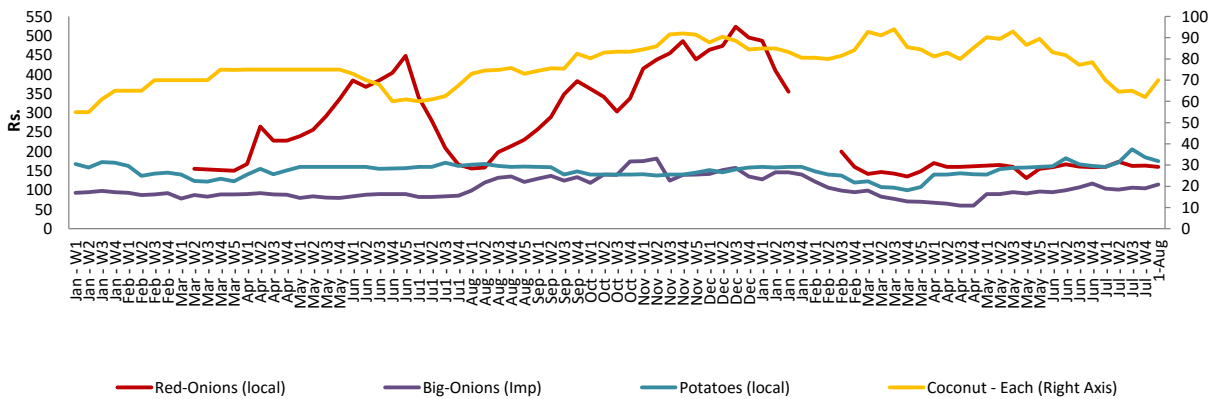
Other

Item	Unit	Wholesale				Retail			
		Pettah		Dambulla		Pettah		Dambulla	
		Previous Week	Today	Previous Week	Today *	Previous Week	Today	Previous Week	Today *
Red-Onions (local)	Rs./Kg	138.00	130.00	98.00	108.00	163.00	160.00	109.00	118.00
Red-Onions (Imp)	Rs./Kg	n.a.	n.a.	n.a.	n.a.	n.a.	n.a.	n.a.	n.a.
Big-Onions (local)	Rs./Kg	n.a.	n.a.	n.a.	n.a.	n.a.	n.a.	n.a.	n.a.
Big-Onions (Imp)	Rs./Kg	90.00	91.00	85.00	94.00	105.00	115.00	95.00	104.00
Potatoes (local)	Rs./Kg	156.00	150.00	142.00	148.00	185.00	175.00	156.00	158.00
Potatoes (Imp)	Rs./Kg	75.00	73.00			95.00	95.00		
Dried Chillies (Imp)	Rs./Kg	258.00	250.00	252.00	253.00	300.00	300.00	262.00	263.00
Coconut	Rs./Nut	51.00	53.00	41.00	42.00	62.00	70.00	47.00	47.00
Coconut oil	Rs./Ltr	360.00	340.00			380.00	360.00		
Dhal	Rs./Kg	107.00	109.00			120.00	120.00		
Sugar	Rs./Kg	95.00	94.00			110.00	110.00		
Eggs	Rs./Each	17.00	17.50			18.00	18.50		
Katta	Rs./Kg	850.00	850.00			900.00	900.00		
Sprats	Rs./Kg	500.00	500.00			550.00	550.00		

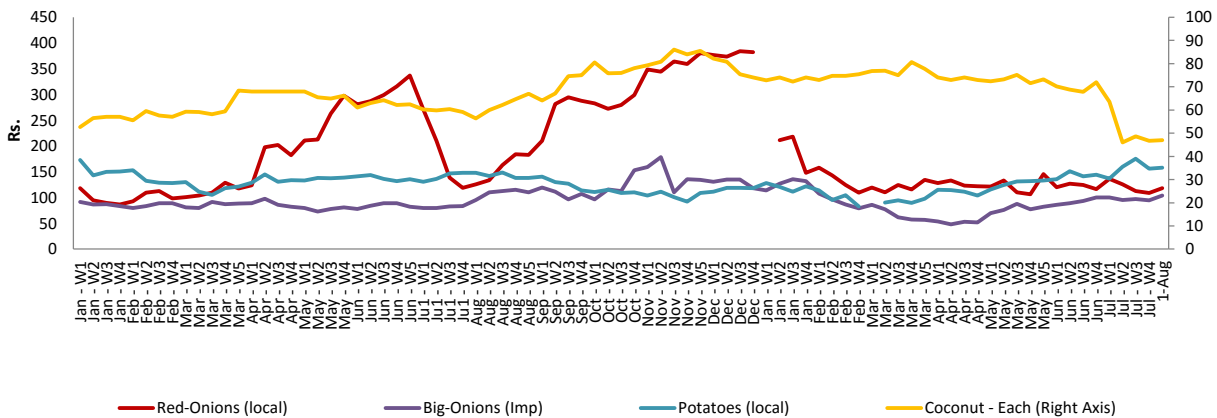
- Price increased by more than 5% compared to previous week average price.
- Price decreased by more than 5% compared to previous week average price.

Retail Prices

Pettah



Dambulla



* Prices of food commodities may vary due to quality and markets among other factors.