

Daily Price Report

A Summary of Price Developments - 31 July 2018



Vegetables

- Prices of **vegetable** varieties **demonstrated a general decreasing trend** in both **Pettah** and **Dambulla** markets.
- However, **Cabbage** prices increased in **both markets** due to **low availability** of **Puttalam varieties**.



Fish

- Prices of most **fish** varieties **decreased** in both **Peliyagoda** and **Negombo** markets with **ease out of disruptive weather conditions** prevailed around the island.



Other

- Price of **local Potatoes** **increased** in **Pettah** market due to **low supply** from **Nuwareliya** area.



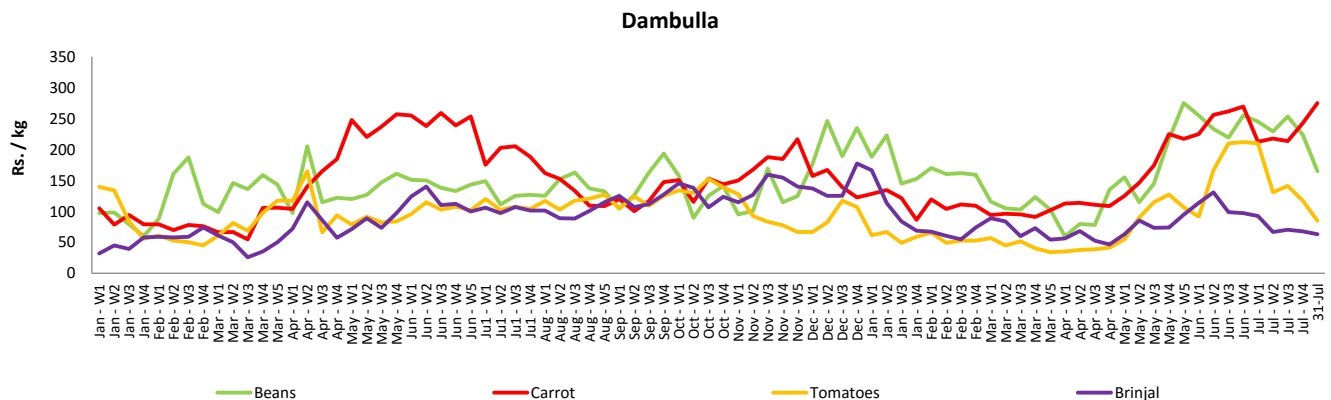
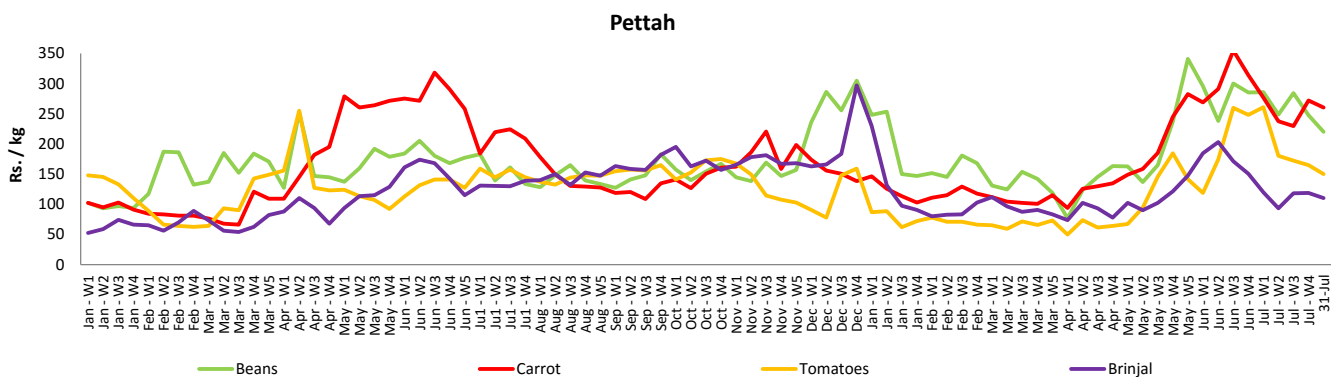
Wholesale and Retail Prices of Selected Food Commodities - 2018/07/31

Vegetables

Item	Unit	Wholesale				Retail			
		Pettah		Dambulla		Pettah		Dambulla	
		Previous Week	Today	Previous Week	Today	Previous Week	Today	Previous Week	Today
Beans	Rs./Kg	210.00	170.00	203.00	145.00	248.00	220.00	224.00	165.00
Carrot	Rs./Kg	233.00	235.00	223.00	253.00	272.00	260.00	243.00	275.00
Cabbage	Rs./Kg	135.00	145.00	124.00	153.00	176.00	190.00	145.00	173.00
Tomatoes	Rs./Kg	121.00	110.00	96.00	65.00	165.00	150.00	118.00	85.00
Brinjal	Rs./Kg	82.00	75.00	48.00	43.00	119.00	110.00	68.00	63.00
Pumpkin	Rs./Kg	66.00	60.00	60.00	88.00	94.00	80.00	79.00	108.00
Snake gourd	Rs./Kg	101.00	100.00	72.00	68.00	137.00	140.00	94.00	88.00

- Price increased by more than 5% compared to previous week average price.
- Price decreased by more than 5% compared to previous week average price.

Retail Prices



Wholesale and Retail Prices of Selected Food Commodities - 2018/07/31

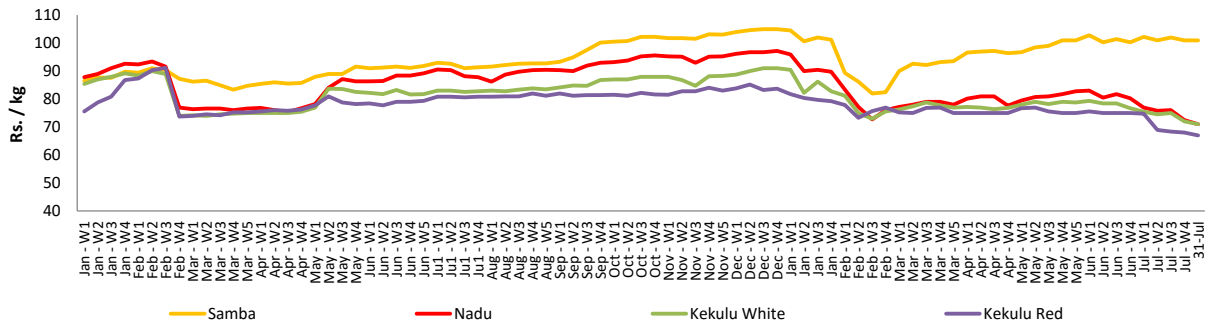
Rice

Item	Unit	Wholesale				Retail	
		Maradagahamula		Pettah		Pettah	
		Previous Week	Today	Previous Week	Today	Previous Week	Today
Samba	Rs./Kg	101.00	101.00	104.00	103.00	111.00	110.00
Nadu	Rs./Kg	73.00	71.00	75.00	75.00	85.00	85.00
Kekulu White	Rs./Kg	72.00	71.00	72.00	72.00	80.00	77.00
Kekulu Red	Rs./Kg	68.00	67.00	63.00	65.00	73.00	75.00

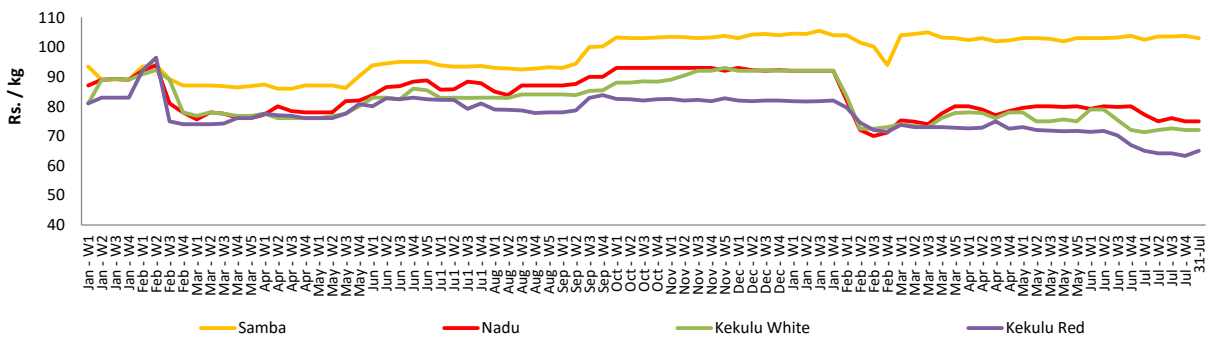
- Price increased by more than 5% compared to previous week average price.
- Price decreased by more than 5% compared to previous week average price.

Wholesale Prices

Marandagahamula

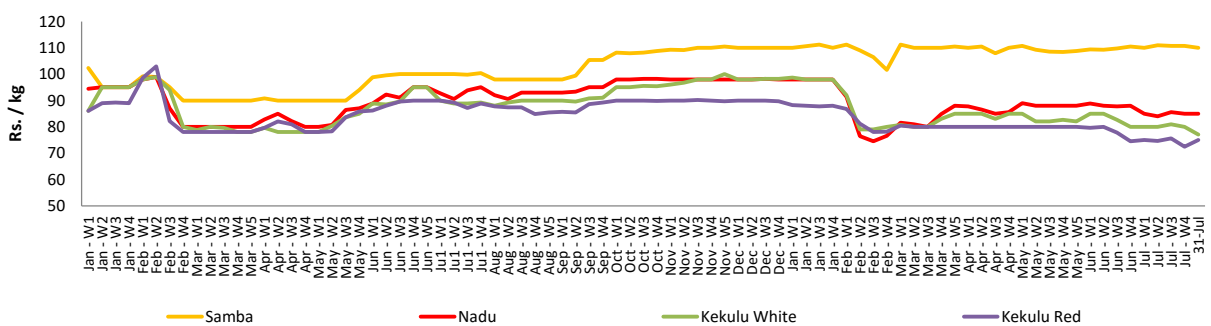


Pettah



Retail Prices

Pettah



Wholesale and Retail Prices of Selected Food Commodities - 2018/07/31

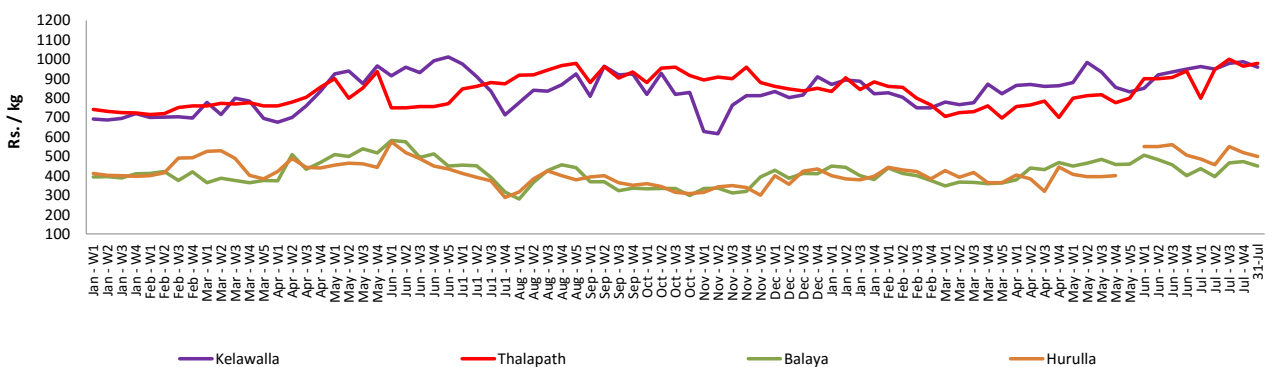
Fish

Item	Unit	Wholesale				Retail			
		Peliyagoda		Negombo		Peliyagoda		Negombo	
		Previous Week	Today	Previous Week	Today	Previous Week	Today	Previous Week	Today
Kelawalla	Rs./Kg	668.00	670.00	675.00	640.00	988.00	960.00	950.00	880.00
Thalapath	Rs./Kg	750.00	750.00	733.00	730.00	965.00	980.00	983.00	1000.00
Balaya	Rs./Kg	380.00	350.00	410.00	400.00	473.00	450.00	578.00	580.00
Paraw	Rs./Kg	593.00	600.00	598.00	530.00	960.00	980.00	875.00	830.00
Salaya	Rs./Kg	223.00	180.00	198.00	200.00	283.00	240.00	273.00	280.00
Hurulla	Rs./Kg	420.00	400.00	420.00	400.00	520.00	500.00	520.00	500.00

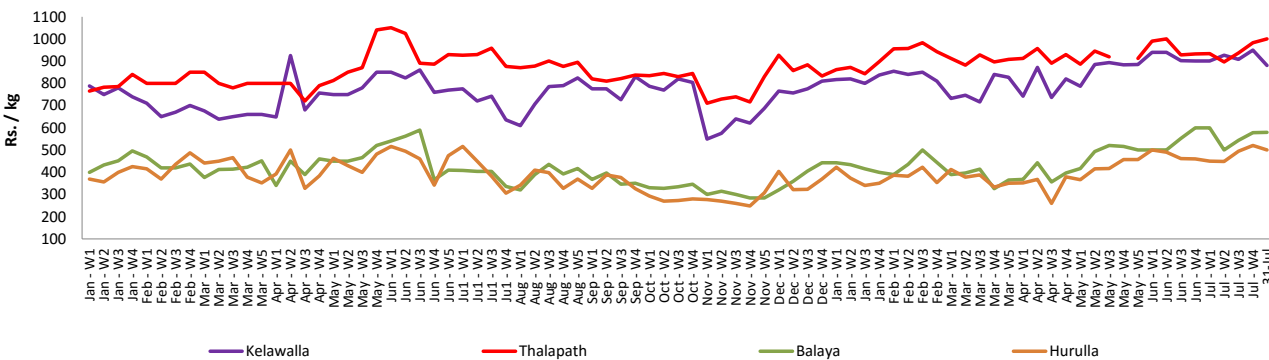
- Price increased by more than 5% compared to previous week average price.
- Price decreased by more than 5% compared to previous week average price.

Retail Prices

Peliyagoda



Negombo



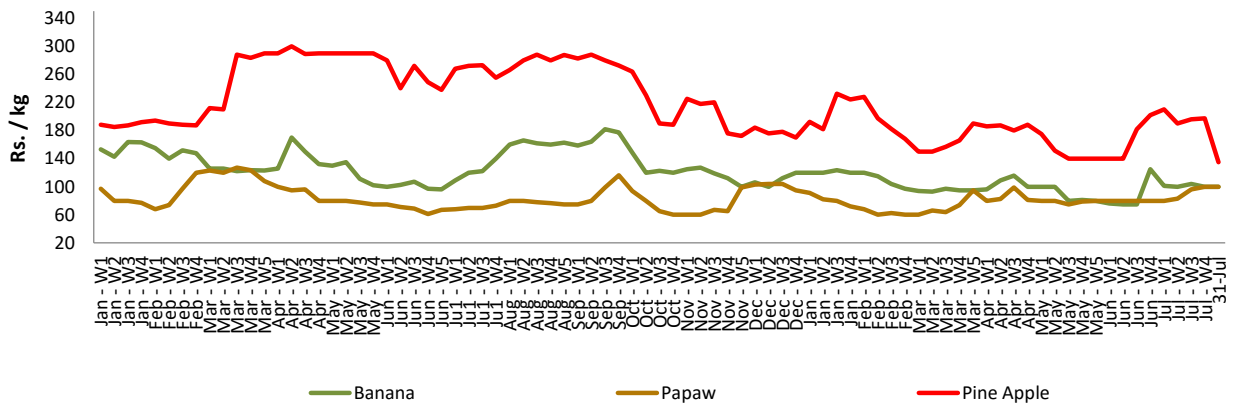
Wholesale and Retail Prices of Selected Food Commodities - 2018/07/31

Fruits

Item	Unit	Wholesale		Retail	
		Pettah			
		Previous Week	Today	Previous Week	Today
Banana (Sour)	Rs./Kg	70.00	70.00	100.00	100.00
Papaw	Rs./Kg	75.00	80.00	100.00	100.00
Pineapple	Rs./Kg	155.00	100.00	198.00	135.00

- Price increased by more than 5% compared to previous week average price.
- Price decreased by more than 5% compared to previous week average price.

Retail - Pettah



Wholesale and Retail Prices of Selected Food Commodities - 2018/07/31

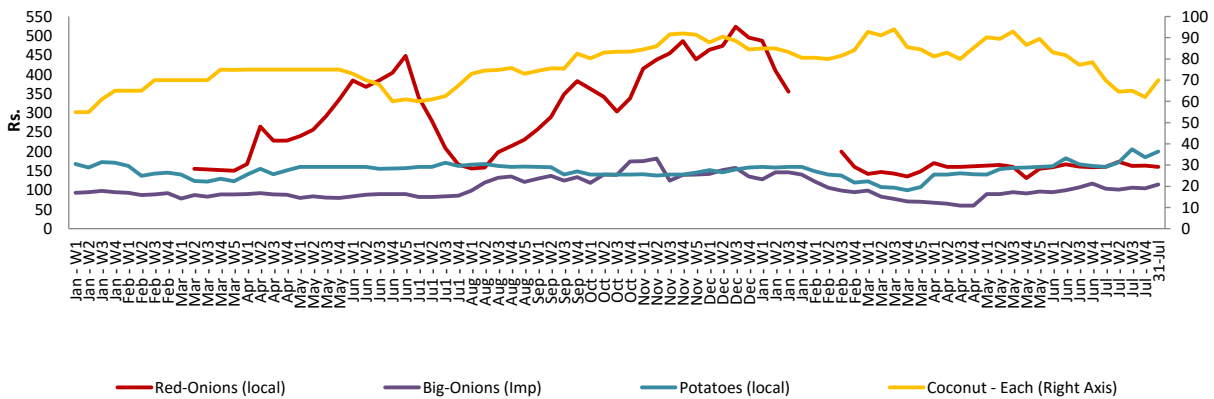
Other

Item	Unit	Wholesale				Retail			
		Pettah		Dambulla		Pettah		Dambulla	
		Previous Week	Today	Previous Week	Today *	Previous Week	Today	Previous Week	Today *
Red-Onions (local)	Rs./Kg	138.00	130.00	98.00	95.00	163.00	160.00	109.00	108.00
Red-Onions (Imp)	Rs./Kg	n.a.	n.a.	n.a.	n.a.	n.a.	n.a.	n.a.	n.a.
Big-Onions (local)	Rs./Kg	n.a.	n.a.	n.a.	n.a.	n.a.	n.a.	n.a.	n.a.
Big-Onions (Imp)	Rs./Kg	90.00	91.00	85.00	88.00	105.00	115.00	95.00	98.00
Potatoes (local)	Rs./Kg	156.00	165.00	142.00	168.00	185.00	200.00	156.00	178.00
Potatoes (Imp)	Rs./Kg	75.00	73.00			95.00	95.00		
Dried Chillies (Imp)	Rs./Kg	258.00	250.00	252.00	253.00	300.00	300.00	262.00	268.00
Coconut	Rs./Nut	51.00	53.00	41.00	43.00	62.00	70.00	47.00	49.00
Coconut oil	Rs./Ltr	360.00	340.00			380.00	360.00		
Dhal	Rs./Kg	107.00	108.00			120.00	120.00		
Sugar	Rs./Kg	95.00	94.00			110.00	110.00		
Eggs	Rs./Each	17.00	17.50			18.00	18.50		
Katta	Rs./Kg	850.00	850.00			900.00	900.00		
Sprats	Rs./Kg	500.00	500.00			550.00	550.00		

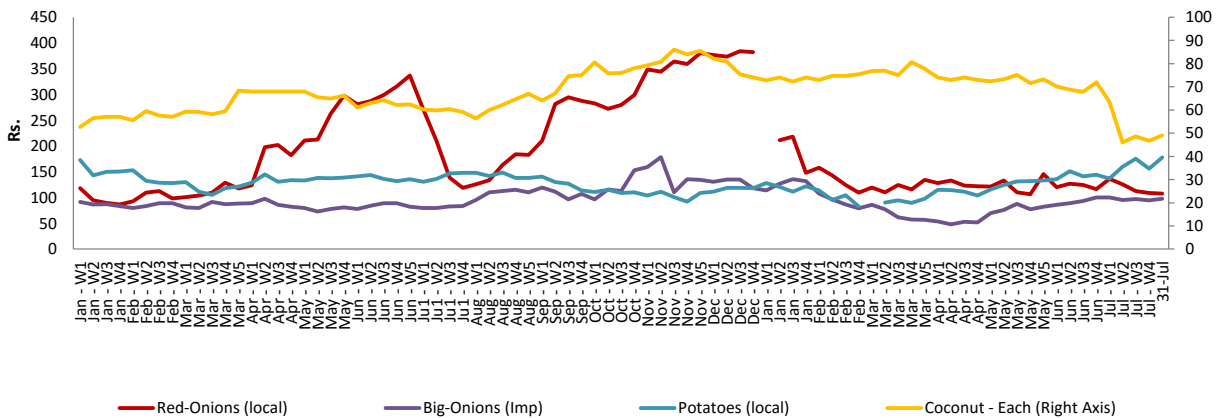
- Price increased by more than 5% compared to previous week average price.
- Price decreased by more than 5% compared to previous week average price.

Retail Prices

Pettah



Dambulla



* Prices of food commodities may vary due to quality and markets among other factors.