

Daily Price Report

A Summary of Price Developments - 30 July 2018



Vegetables

- Prices of **up country vegetable** varieties **demonstrated mixed movements** in both **Pettah** and **Dambulla** markets.
- However, prices of **low country vegetables increased** in both markets due to **below average supply** from **Mahiyanganaya** and **Habarana**.



Fish

- Prices of most **fish** varieties **decreased** in both **Negombo** and **Peliyagoda** markets due to **favourable weather** condition prevailing around the country.



Statistics Department
Central Bank of Sri Lanka

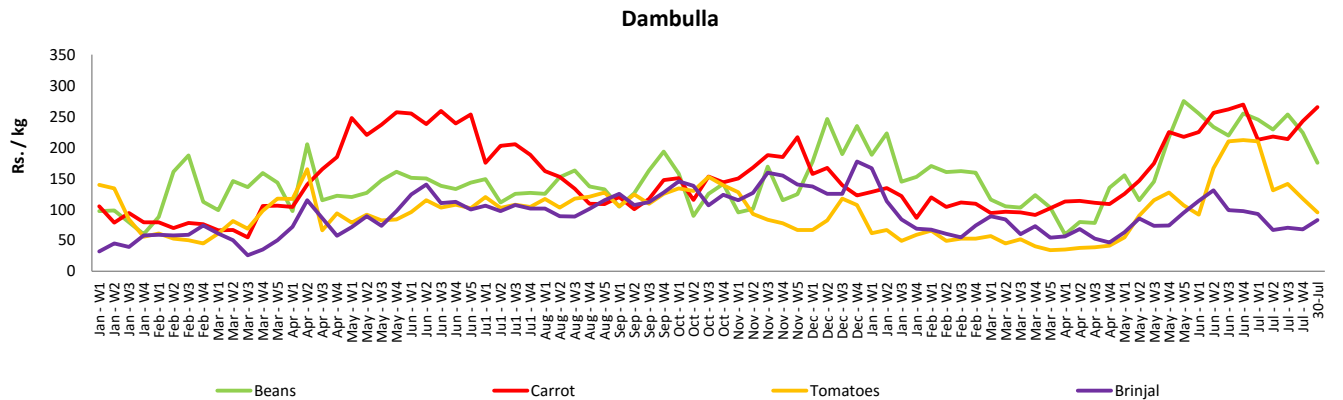
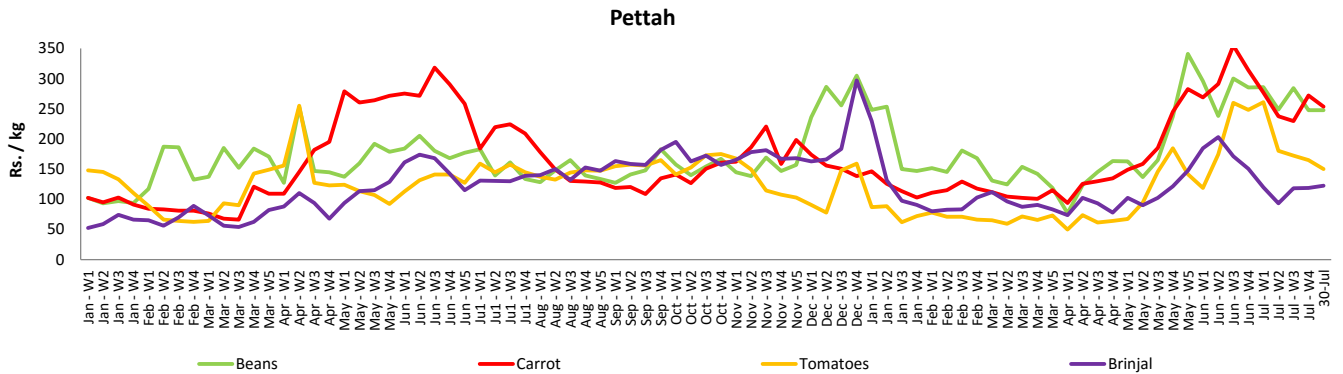
Wholesale and Retail Prices of Selected Food Commodities - 2018/07/30

Vegetables

Item	Unit	Wholesale				Retail			
		Pettah		Dambulla		Pettah		Dambulla	
		Previous Week	Today	Previous Week	Today	Previous Week	Today	Previous Week	Today
Beans	Rs./Kg	208.00	200.00	193.00	155.00	248.00	248.00	214.00	175.00
Carrot	Rs./Kg	229.00	217.00	227.00	245.00	268.00	253.00	247.00	265.00
Cabbage	Rs./Kg	136.00	140.00	126.00	135.00	179.00	193.00	147.00	155.00
Tomatoes	Rs./Kg	119.00	110.00	93.00	78.00	162.00	150.00	113.00	95.00
Brinjal	Rs./Kg	84.00	90.00	51.00	63.00	120.00	123.00	71.00	83.00
Pumpkin	Rs./Kg	69.00	80.00	63.00	78.00	97.00	108.00	83.00	98.00
Snake gourd	Rs./Kg	101.00	100.00	73.00	78.00	136.00	133.00	95.00	98.00

- Price increased by more than 5% compared to previous week average price.
- Price decreased by more than 5% compared to previous week average price.

Retail Prices



Wholesale and Retail Prices of Selected Food Commodities - 2018/07/30

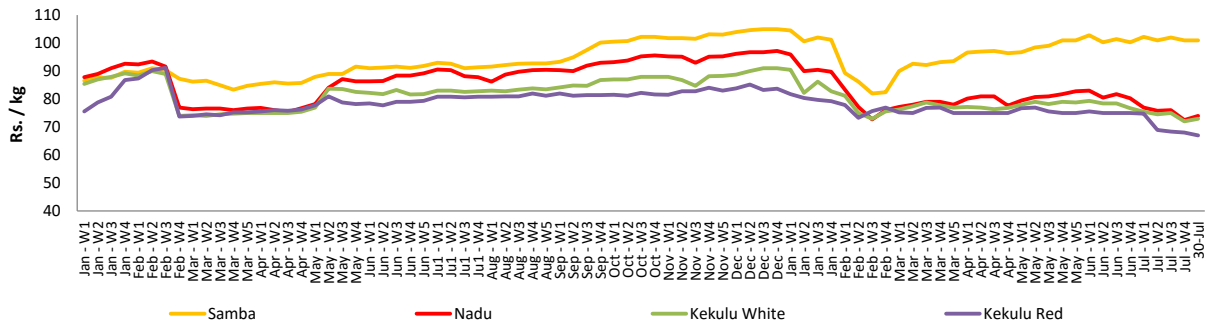
Rice

Item	Unit	Wholesale				Retail	
		Maradaghamula		Pettah		Pettah	
		Previous Week	Today	Previous Week	Today	Previous Week	Today
Samba	Rs./Kg	101.00	101.00	104.00	103.00	111.00	110.00
Nadu	Rs./Kg	73.00	74.00	75.00	75.00	85.00	85.00
Kekulu White	Rs./Kg	72.00	73.00	72.00	72.00	79.00	77.00
Kekulu Red	Rs./Kg	68.00	67.00	64.00	65.00	73.00	75.00

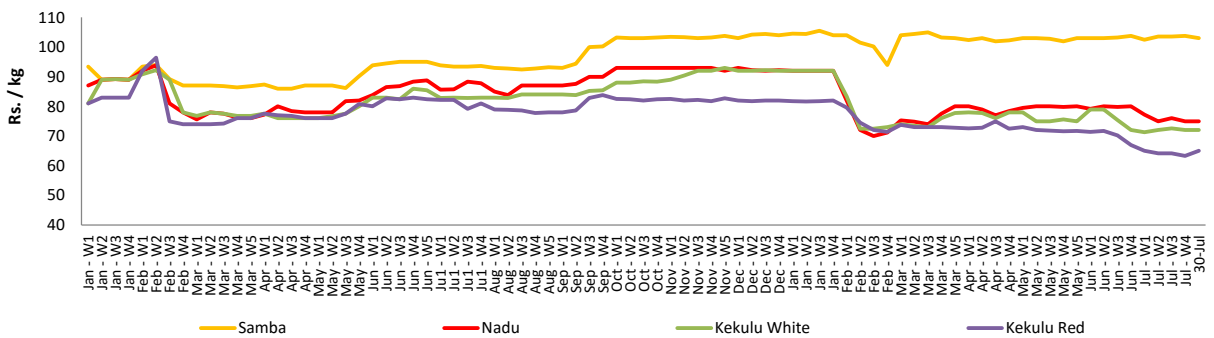
- Price increased by more than 5% compared to previous week average price.
- Price decreased by more than 5% compared to previous week average price.

Wholesale Prices

Marandaghamula

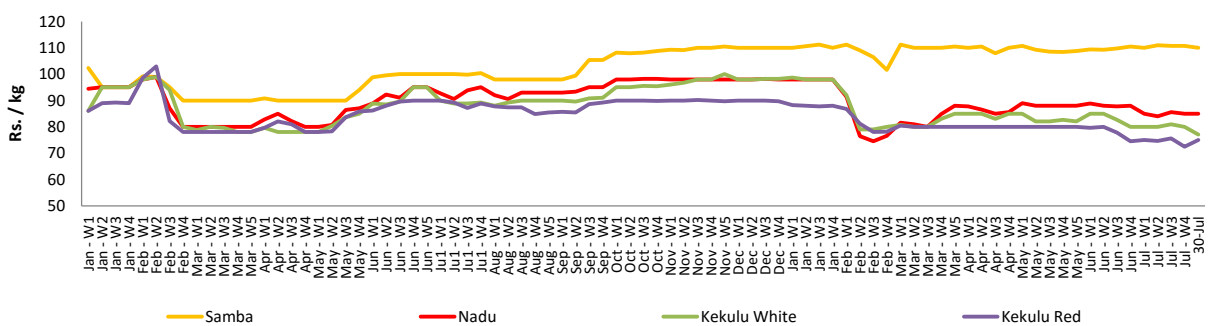


Pettah



Retail Prices

Pettah



Wholesale and Retail Prices of Selected Food Commodities - 2018/07/30

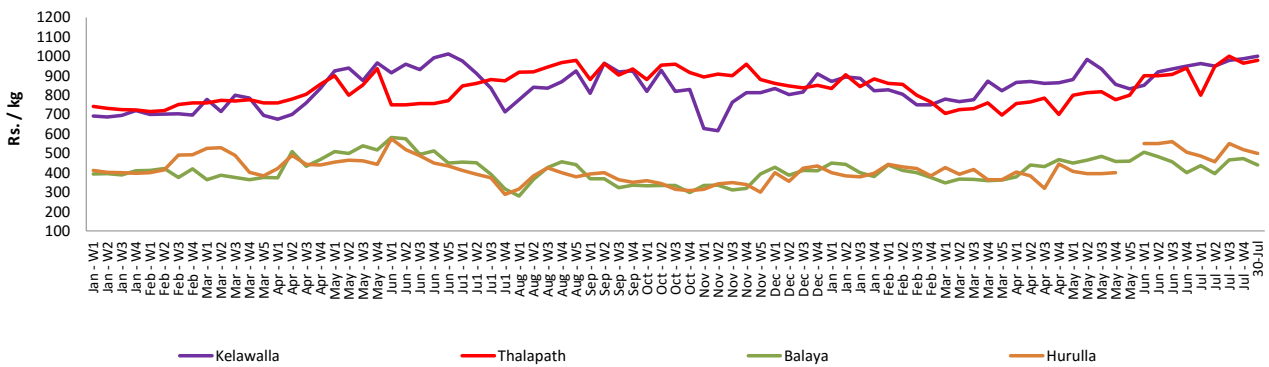
Fish

Item	Unit	Wholesale				Retail			
		Peliyagoda		Negombo		Peliyagoda		Negombo	
		Previous Week	Today	Previous Week	Today	Previous Week	Today	Previous Week	Today
Kelawalla	Rs./Kg	670.00	680.00	668.00	640.00	990.00	1000.00	936.00	880.00
Thalapath	Rs./Kg	750.00	750.00	732.00	730.00	968.00	980.00	986.00	1000.00
Balaya	Rs./Kg	370.00	340.00	408.00	400.00	465.00	440.00	578.00	580.00
Paraw	Rs./Kg	595.00	600.00	598.00	600.00	965.00	980.00	870.00	850.00
Salaya	Rs./Kg	222.00	220.00	194.00	180.00	276.00	250.00	274.00	280.00
Hurulla	Rs./Kg	415.00	400.00	412.00	380.00	515.00	500.00	512.00	480.00

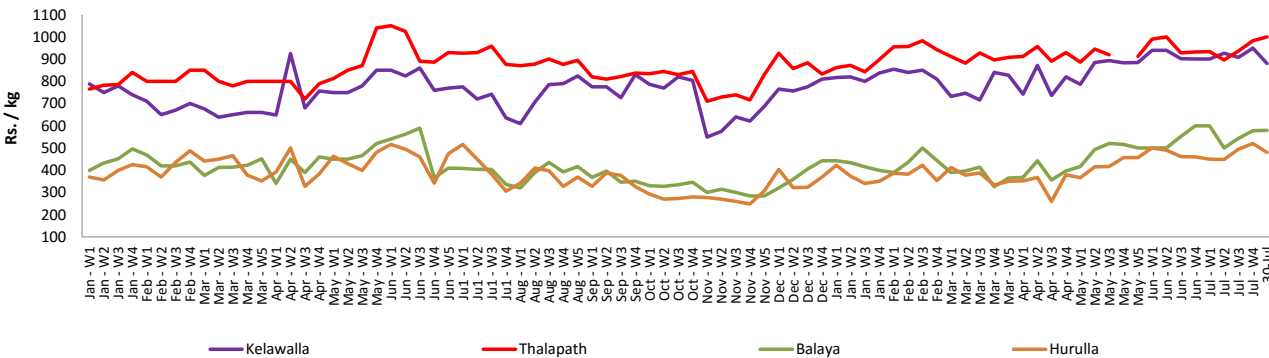
- Price increased by more than 5% compared to previous week average price.
- Price decreased by more than 5% compared to previous week average price.

Retail Prices

Peliyagoda



Negombo



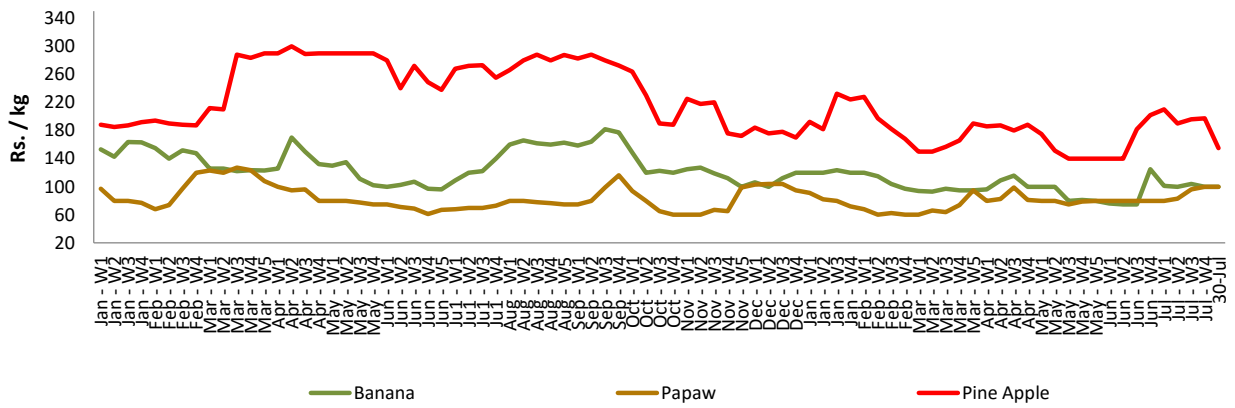
Wholesale and Retail Prices of Selected Food Commodities - 2018/07/30

Fruits

Item	Unit	Wholesale		Retail	
		Pettah			
		Previous Week	Today	Previous Week	Today
Banana (Sour)	Rs./Kg	70.00	70.00	100.00	100.00
Papaw	Rs./Kg	76.00	80.00	100.00	100.00
Pineapple	Rs./Kg	148.00	120.00	189.00	155.00

- Price increased by more than 5% compared to previous week average price.
- Price decreased by more than 5% compared to previous week average price.

Retail - Pettah



Wholesale and Retail Prices of Selected Food Commodities - 2018/07/30

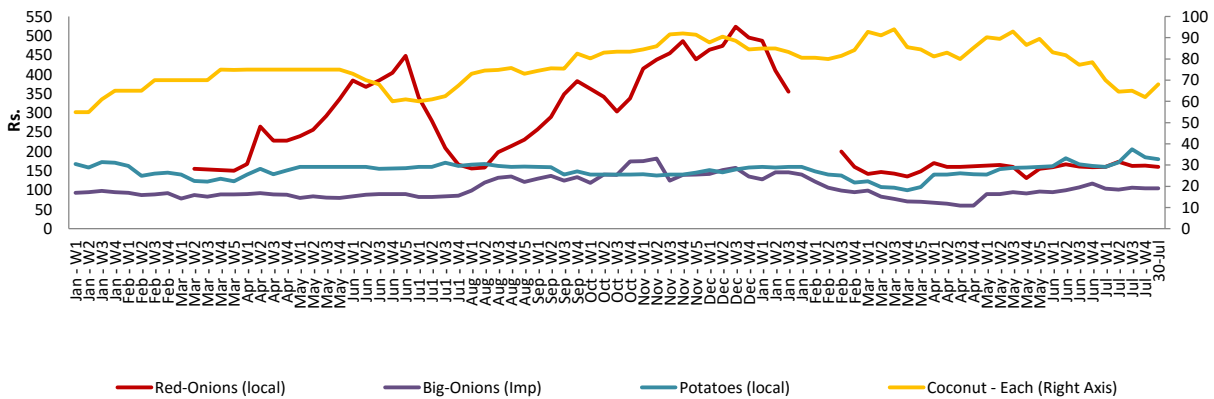
Other

Item	Unit	Wholesale				Retail			
		Pettah		Dambulla		Pettah		Dambulla	
		Previous Week	Today	Previous Week	Today *	Previous Week	Today	Previous Week	Today *
Red-Onions (local)	Rs./Kg	136.00	130.00	102.00	118.00	163.00	160.00	113.00	128.00
Red-Onions (Imp)	Rs./Kg	n.a.	n.a.	n.a.	n.a.	n.a.	n.a.	n.a.	n.a.
Big-Onions (local)	Rs./Kg	n.a.	n.a.	n.a.	n.a.	n.a.	n.a.	n.a.	n.a.
Big-Onions (Imp)	Rs./Kg	90.00	90.00	86.00	92.00	105.00	105.00	96.00	103.00
Potatoes (local)	Rs./Kg	155.00	150.00	142.00	143.00	184.00	180.00	155.00	153.00
Potatoes (Imp)	Rs./Kg	76.00	80.00			96.00	100.00		
Dried Chillies (Imp)	Rs./Kg	256.00	250.00	252.00	253.00	300.00	300.00	262.00	263.00
Coconut	Rs./Nut	52.00	53.00	41.00	43.00	63.00	68.00	47.00	49.00
Coconut oil	Rs./Ltr	356.00	340.00			376.00	360.00		
Dhal	Rs./Kg	107.00	108.00			120.00	120.00		
Sugar	Rs./Kg	95.00	94.00			110.00	110.00		
Eggs	Rs./Each	17.00	17.50			18.00	18.50		
Katta	Rs./Kg	850.00	850.00			900.00	900.00		
Sprats	Rs./Kg	500.00	500.00			550.00	550.00		

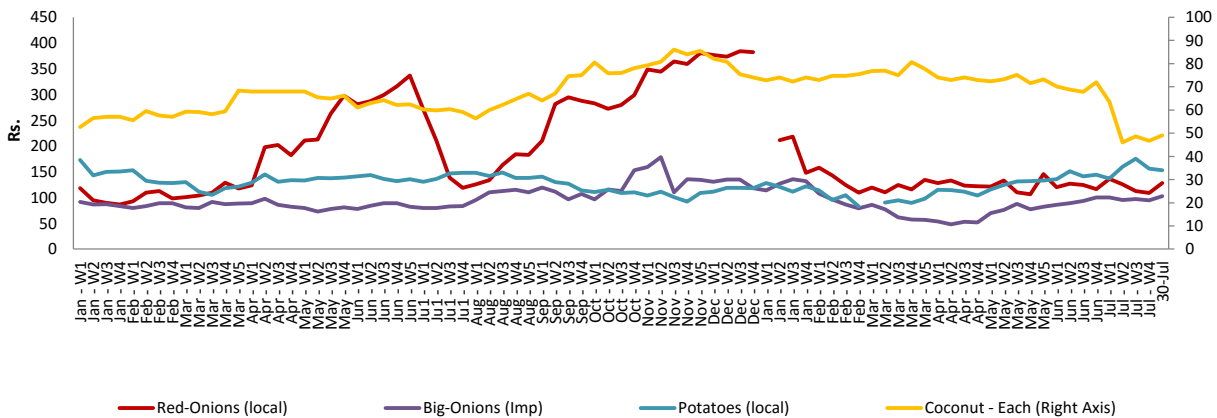
- Price increased by more than 5% compared to previous week average price.
- Price decreased by more than 5% compared to previous week average price.

Retail Prices

Pettah



Dambulla



* Prices of food commodities may vary due to quality and markets among other factors.