

Daily Price Report

A Summary of Price Developments - 25 July 2018



Vegetables

- Prices of **most vegetable varieties demonstrated mixed movements** in both **Pettah** and **Dambulla** markets.
- Prices of **Beans decreased** in both **Pettah and Dambulla markets** due to **favourable supply** from **Kandy** district.



Rice

- Price of **Nadu, Kekulu (White) decreased** in **Marandaghamula** due to new stocks from **Ampara, Mullaitivu** and **Batticaloa** areas.



Other

- Price of **local Potatoes decreased** in **Pettah** market due to **low quality varieties**.



Wholesale and Retail Prices of Selected Food Commodities - 2018/07/25

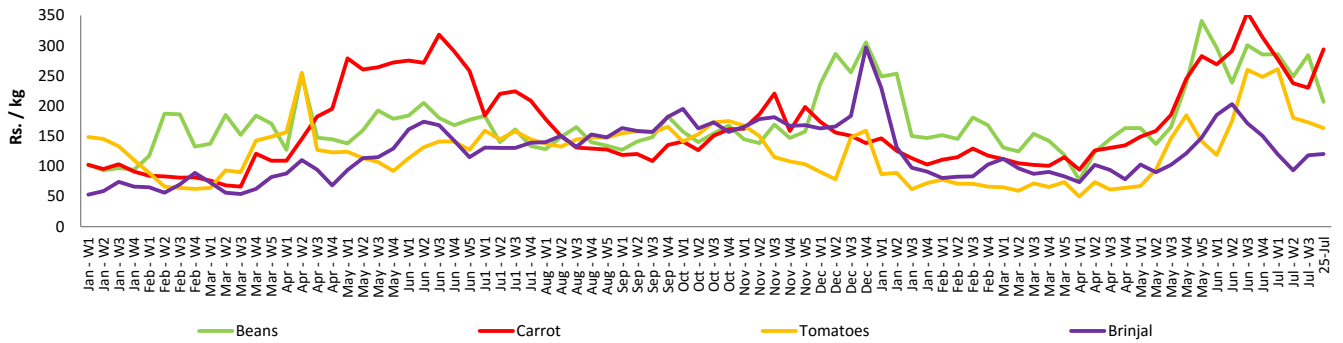
Vegetables

Item	Unit	Wholesale				Retail			
		Pettah		Dambulla		Pettah		Dambulla	
		Previous Week	Today	Previous Week	Today	Previous Week	Today	Previous Week	Today
Beans	Rs./Kg	256.00	167.00	234.00	190.00	284.00	207.00	253.00	215.00
Carrot	Rs./Kg	193.00	257.00	194.00	225.00	230.00	293.00	214.00	245.00
Cabbage	Rs./Kg	145.00	120.00	123.00	125.00	178.00	157.00	143.00	148.00
Tomatoes	Rs./Kg	134.00	127.00	121.00	100.00	173.00	163.00	141.00	125.00
Brinjal	Rs./Kg	86.00	87.00	50.00	48.00	118.00	120.00	70.00	68.00
Pumpkin	Rs./Kg	57.00	63.00	58.00	65.00	79.00	95.00	78.00	83.00
Snake gourd	Rs./Kg	103.00	103.00	73.00	65.00	137.00	140.00	93.00	93.00

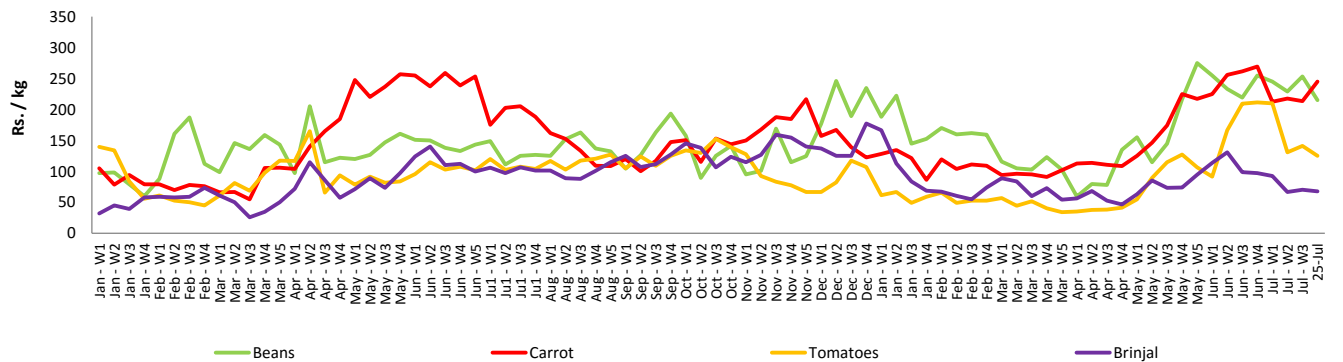
- Price increased by more than 5% compared to previous week average price.
- Price decreased by more than 5% compared to previous week average price.

Retail Prices

Pettah



Dambulla



Wholesale and Retail Prices of Selected Food Commodities - 2018/07/25

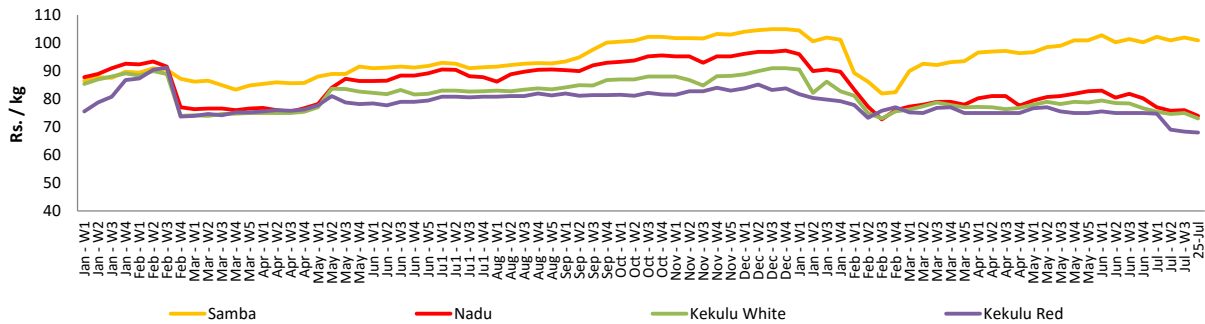
Rice

Item	Unit	Wholesale				Retail	
		Maradaghamula		Pettah		Pettah	
		Previous Week	Today	Previous Week	Today	Previous Week	Today
Samba	Rs./Kg	102.00	101.00	104.00	103.00	111.00	110.00
Nadu	Rs./Kg	76.00	74.00	76.00	75.00	86.00	85.00
Kekulu White	Rs./Kg	75.00	73.00	73.00	72.00	81.00	80.00
Kekulu Red	Rs./Kg	68.00	68.00	64.00	63.00	76.00	72.00

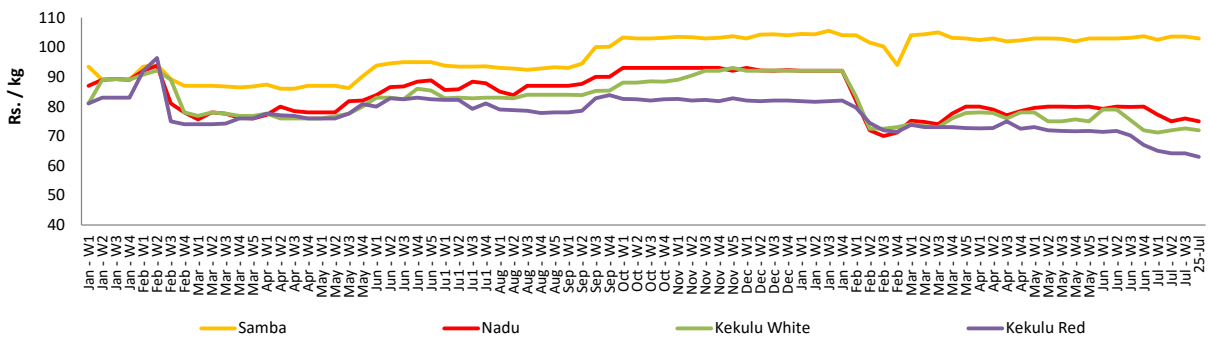
- Price increased by more than 5% compared to previous week average price.
- Price decreased by more than 5% compared to previous week average price.

Wholesale Prices

Marandaghamula

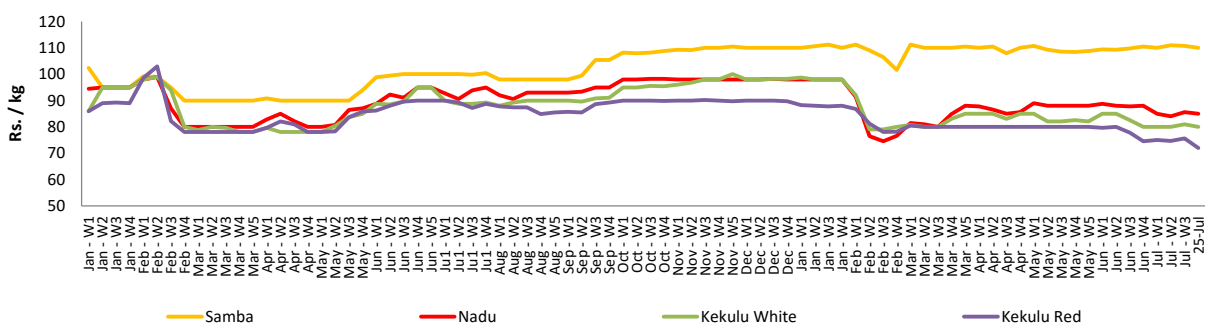


Pettah



Retail Prices

Pettah



Wholesale and Retail Prices of Selected Food Commodities - 2018/07/25

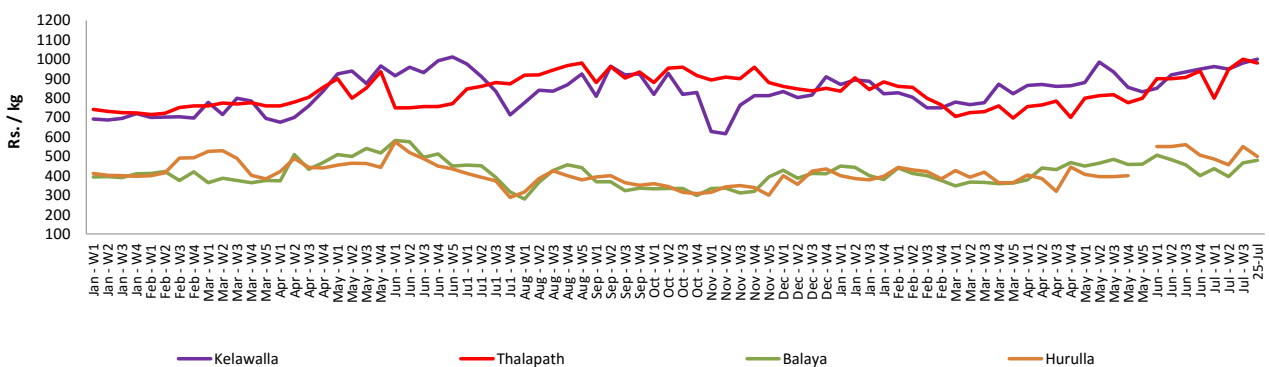
Fish

Item	Unit	Wholesale				Retail			
		Peliyagoda		Negombo		Peliyagoda		Negombo	
		Previous Week	Today	Previous Week	Today	Previous Week	Today	Previous Week	Today
Kelawalla	Rs./Kg	650.00	680.00	638.00	700.00	980.00	1000.00	908.00	1000.00
Thalapath	Rs./Kg	775.00	750.00	684.00	730.00	1000.00	980.00	936.00	1000.00
Balaya	Rs./Kg	366.00	380.00	384.00	420.00	466.00	480.00	544.00	600.00
Paraw	Rs./Kg	625.00	580.00	616.00	550.00	925.00	950.00	866.00	850.00
Salaya	Rs./Kg	250.00	230.00	166.00	200.00	300.00	300.00	264.00	280.00
Hurulla	Rs./Kg	450.00	400.00	388.00	440.00	550.00	500.00	494.00	550.00

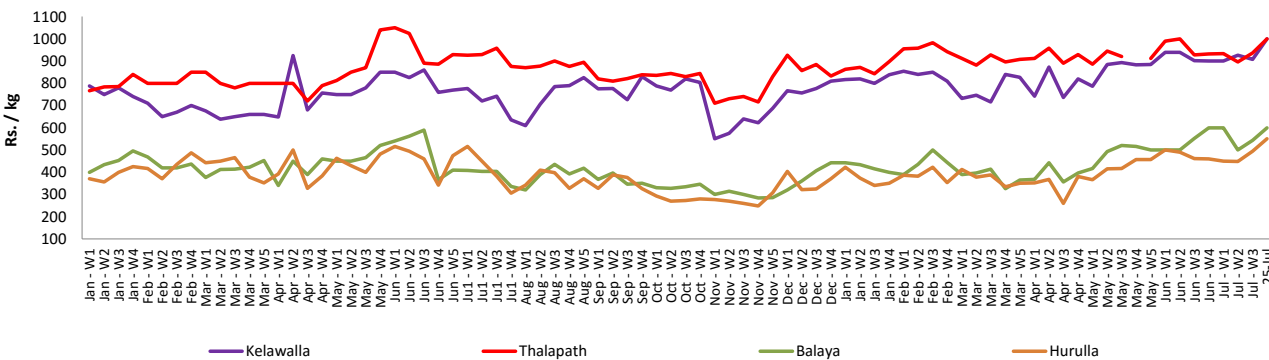
- Price increased by more than 5% compared to previous week average price.
- Price decreased by more than 5% compared to previous week average price.

Retail Prices

Peliyagoda



Negombo



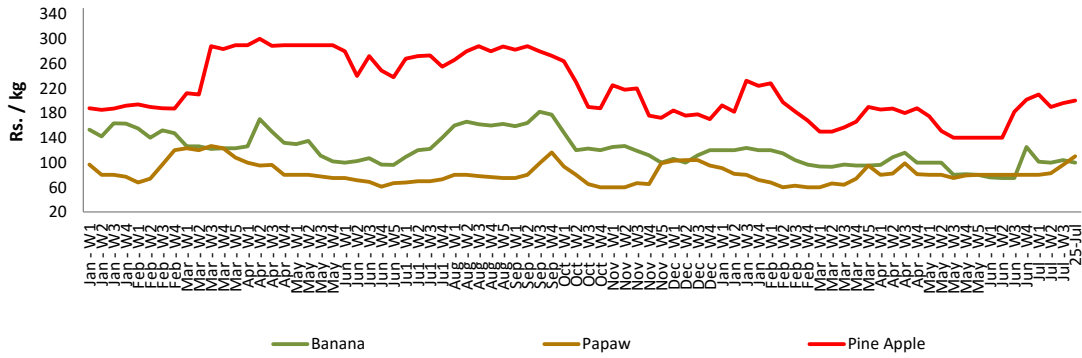
Wholesale and Retail Prices of Selected Food Commodities - 2018/07/25

Fruits

Item	Unit	Wholesale		Retail	
		Pettah			
		Previous Week	Today	Previous Week	Today
Banana (Sour)	Rs./Kg	68.00	70.00	104.00	100.00
Papaw	Rs./Kg	69.00	80.00	96.00	110.00
Pineapple	Rs./Kg	150.00	160.00	196.00	200.00

- Price increased by more than 5% compared to previous week average price.
- Price decreased by more than 5% compared to previous week average price.

Retail - Pettah



Wholesale and Retail Prices of Selected Food Commodities - 2018/07/25

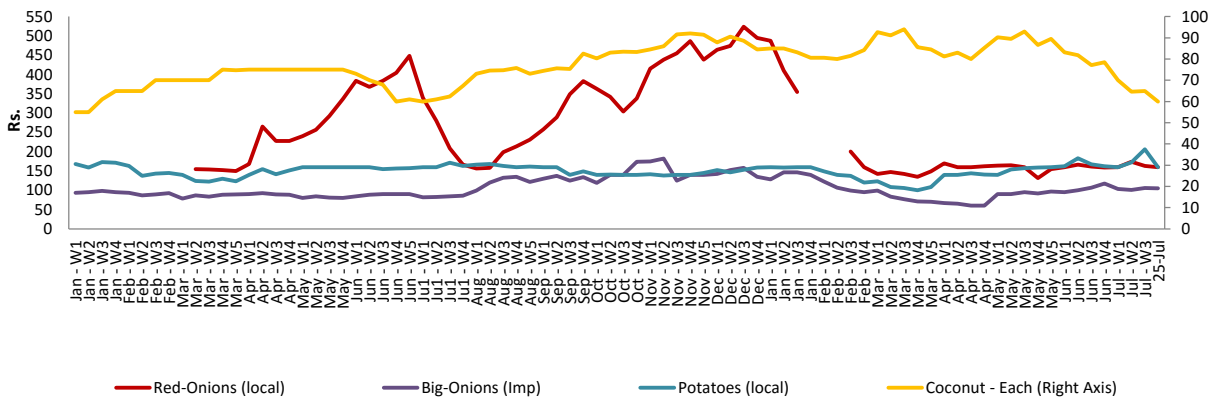
Other

Item	Unit	Wholesale				Retail			
		Pettah		Dambulla		Pettah		Dambulla	
		Previous Week	Today	Previous Week	Today *	Previous Week	Today	Previous Week	Today *
Red-Onions (local)	Rs./Kg	134.00	140.00	103.00	95.00	163.00	160.00	113.00	108.00
Red-Onions (Imp)	Rs./Kg	n.a.	n.a.	n.a.	n.a.	n.a.	n.a.	n.a.	n.a.
Big-Onions (local)	Rs./Kg	n.a.	n.a.	n.a.	n.a.	n.a.	n.a.	n.a.	n.a.
Big-Onions (Imp)	Rs./Kg	88.00	90.00	87.00	89.00	106.00	105.00	97.00	98.00
Potatoes (local)	Rs./Kg	171.00	140.00	166.00	138.00	206.00	160.00	175.00	160.00
Potatoes (Imp)	Rs./Kg	75.00	75.00			96.00	95.00		
Dried Chillies (Imp)	Rs./Kg	258.00	260.00	253.00	253.00	297.00	300.00	263.00	263.00
Coconut	Rs./Nut	54.00	50.00	43.00	41.00	65.00	60.00	49.00	47.00
Coconut oil	Rs./Ltr	355.00	360.00			376.00	380.00		
Dhal	Rs./Kg	107.00	108.00			119.00	120.00		
Sugar	Rs./Kg	94.00	94.00			109.00	110.00		
Eggs	Rs./Each	16.00	17.50			17.00	18.50		
Katta	Rs./Kg	850.00	850.00			900.00	900.00		
Sprats	Rs./Kg	500.00	500.00			550.00	550.00		

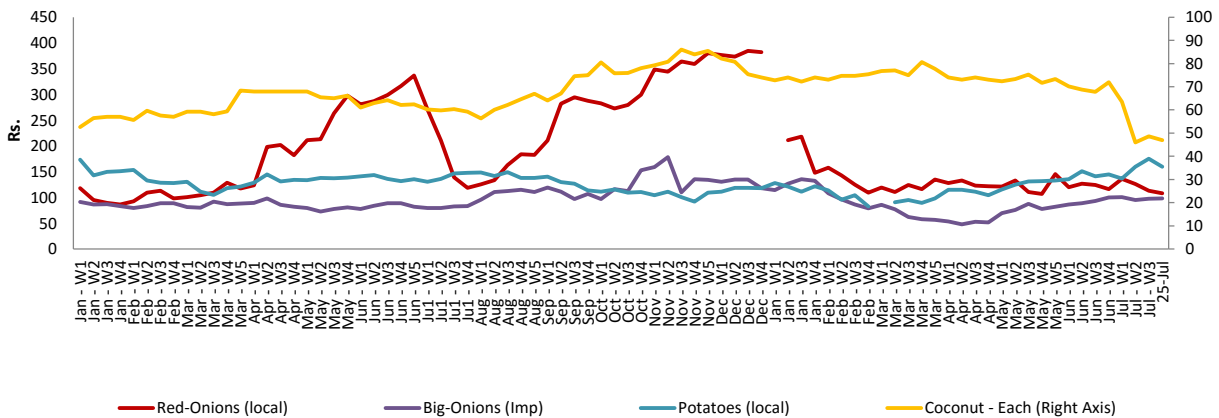
- Price increased by more than 5% compared to previous week average price.
- Price decreased by more than 5% compared to previous week average price.

Retail Prices

Pettah



Dambulla



* Prices of food commodities may vary due to quality and markets among other factors.