

# Daily Price Report

---

## A Summary of Price Developments - 20 July 2018

---



### Vegetables

- Prices of **most vegetable varieties demonstrated mixed movements** in both **Pettah** and **Dambulla** markets during the week.
- However, prices of vegetable varieties such as **Beans** and **Pumpkin increased significantly, reversing the declining trend** observed during past few weeks.



### Fish

- Prices of most **fish** variety **increased** in both **Peliyagoda** and **Negombo** markets due to **disruptions** caused by **windy weather conditions** around the island.



### Other

- Price of **local red onions decreased** in both **Pettah** and **Dambulla** markets due to **favourable supply** from **Jaffna** and **Puttlam** area.



# Wholesale and Retail Prices of Selected Food Commodities - 2018/07/20

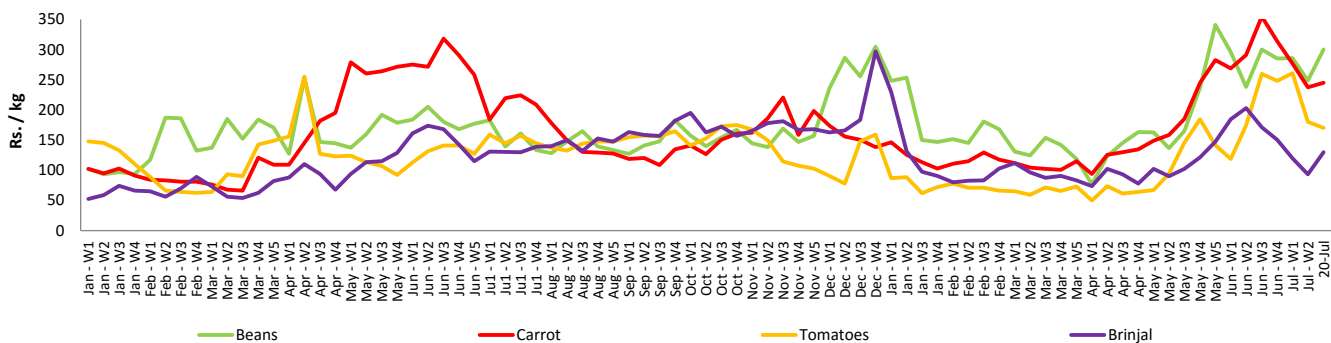
## Vegetables

Item	Unit	Wholesale				Retail			
		Pettah		Dambulla		Pettah		Dambulla	
		Previous Week	Today	Previous Week	Today	Previous Week	Today	Previous Week	Today
Beans	Rs./Kg	201.00	265.00	209.00	225.00	248.00	300.00	229.00	245.00
Carrot	Rs./Kg	194.00	200.00	198.00	148.00	237.00	245.00	218.00	168.00
Cabbage	Rs./Kg	145.00	127.00	99.00	115.00	197.00	170.00	119.00	135.00
Tomatoes	Rs./Kg	140.00	150.00	111.00	125.00	180.00	170.00	131.00	145.00
Brinjal	Rs./Kg	74.00	80.00	47.00	48.00	93.00	130.00	67.00	68.00
Pumpkin	Rs./Kg	37.00	48.00	40.00	63.00	70.00	77.00	59.00	83.00
Snake gourd	Rs./Kg	108.00	100.00	69.00	78.00	148.00	140.00	89.00	98.00

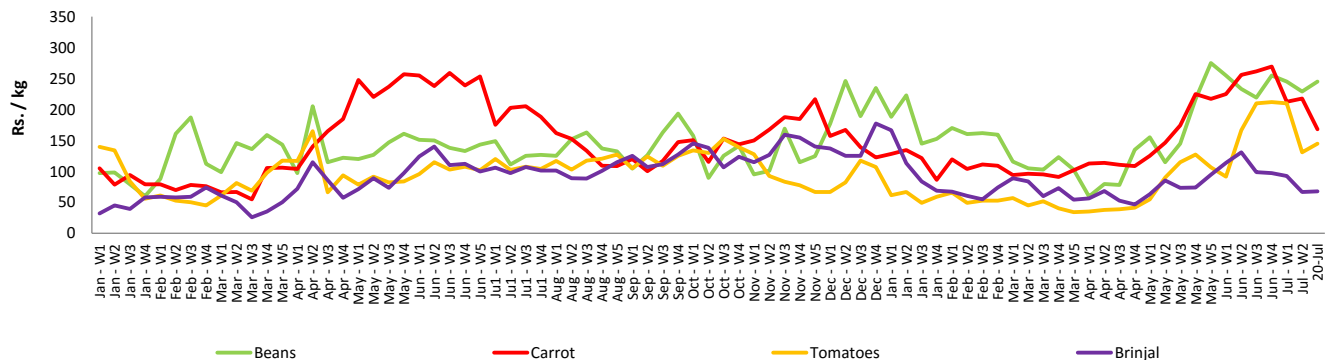
- Price increased by more than 5% compared to previous week average price.
- Price decreased by more than 5% compared to previous week average price.

### Retail Prices

#### Pettah



#### Dambulla



# Wholesale and Retail Prices of Selected Food Commodities - 2018/07/20

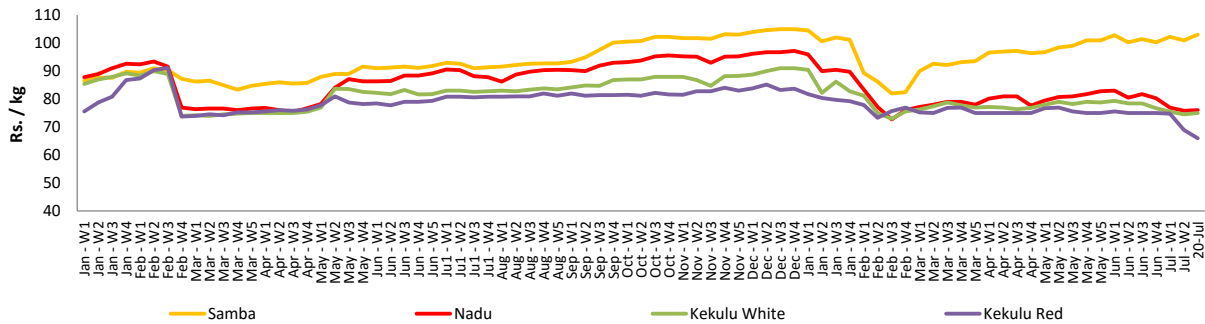
## Rice

Item	Unit	Wholesale				Retail	
		Maradagahamula		Pettah		Pettah	
		Previous Week	Today	Previous Week	Today	Previous Week	Today
Samba	Rs./Kg	101.00	103.00	104.00	106.00	111.00	114.00
Nadu	Rs./Kg	76.00	76.00	75.00	80.00	84.00	88.00
Kekulu White	Rs./Kg	75.00	75.00	72.00	75.00	80.00	85.00
Kekulu Red	Rs./Kg	69.00	66.00	64.00	61.00	75.00	78.00

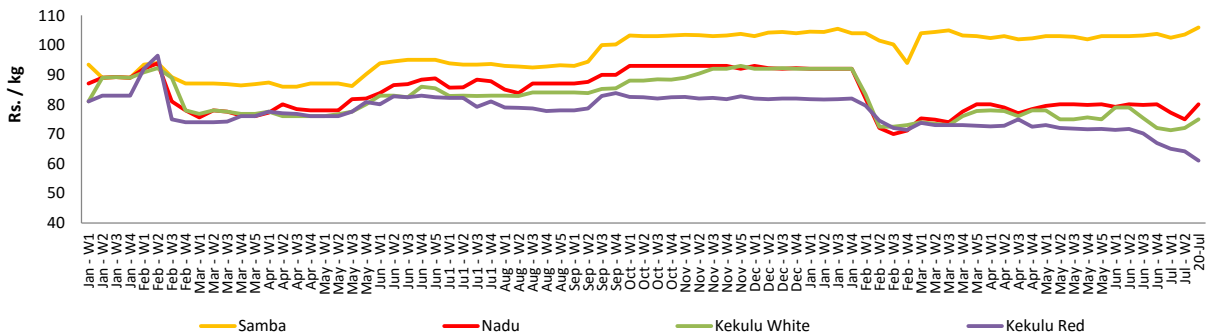
- Price increased by more than 5% compared to previous week average price.
- Price decreased by more than 5% compared to previous week average price.

### Wholesale Prices

#### Marandagahamula

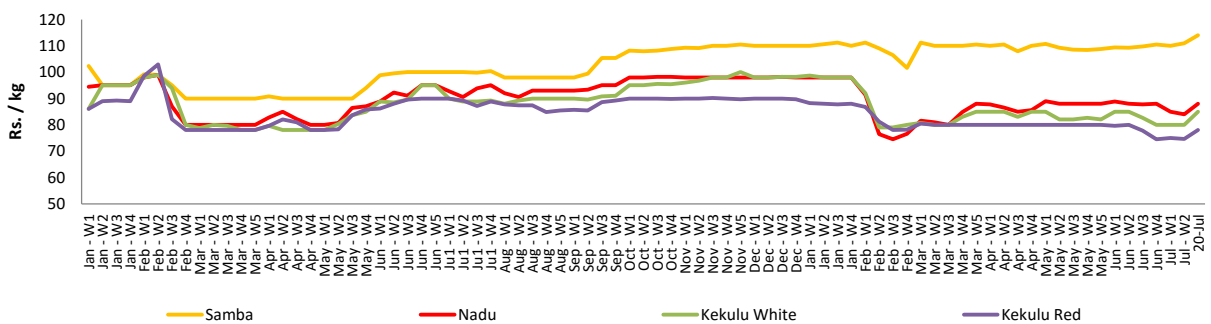


#### Pettah



### Retail Prices

#### Pettah



# Wholesale and Retail Prices of Selected Food Commodities - 2018/07/20

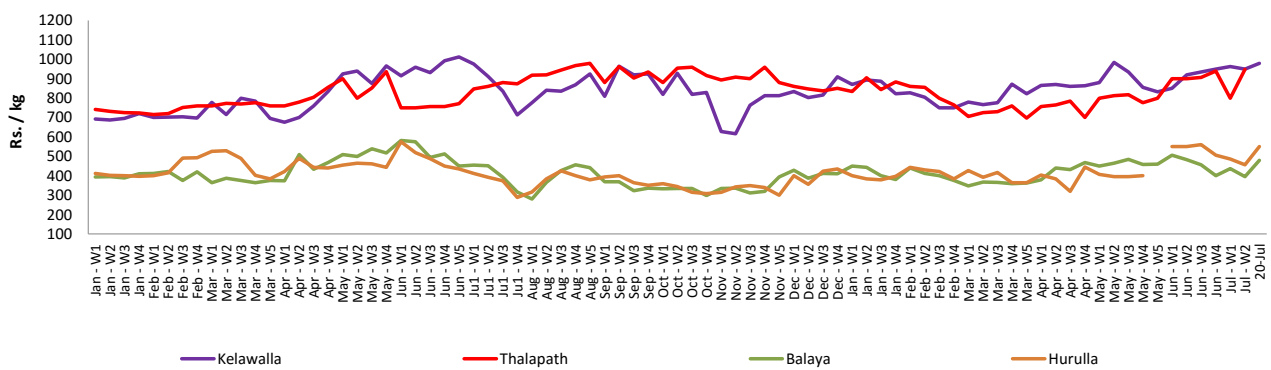
## Fish

Item	Unit	Wholesale				Retail			
		Peliyagoda		Negombo		Peliyagoda		Negombo	
		Previous Week	Today	Previous Week	Today	Previous Week	Today	Previous Week	Today
Kelawalla	Rs./Kg	620.00	650.00	650.00	n.a.	950.00	980.00	926.00	n.a.
Thalapath	Rs./Kg	702.00	n.a.	676.00	730.00	948.00	n.a.	896.00	1000.00
Balaya	Rs./Kg	296.00	380.00	358.00	400.00	396.00	480.00	500.00	580.00
Paraw	Rs./Kg	593.00	n.a.	612.00	600.00	893.00	n.a.	856.00	850.00
Salaya	Rs./Kg	184.00	250.00	172.00	160.00	242.00	300.00	248.00	250.00
Hurulla	Rs./Kg	356.00	450.00	348.00	400.00	456.00	550.00	448.00	530.00

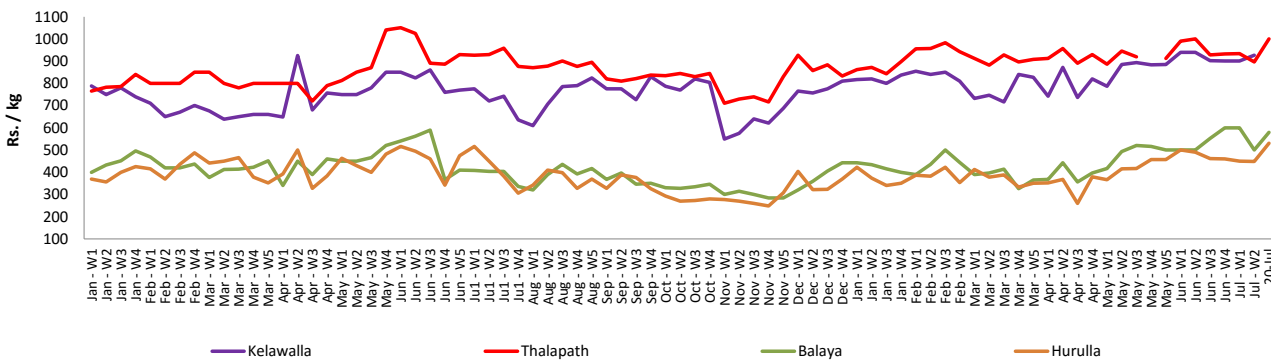
- Price increased by more than 5% compared to previous week average price.
- Price decreased by more than 5% compared to previous week average price.

### Retail Prices

#### Peliyagoda



#### Negombo



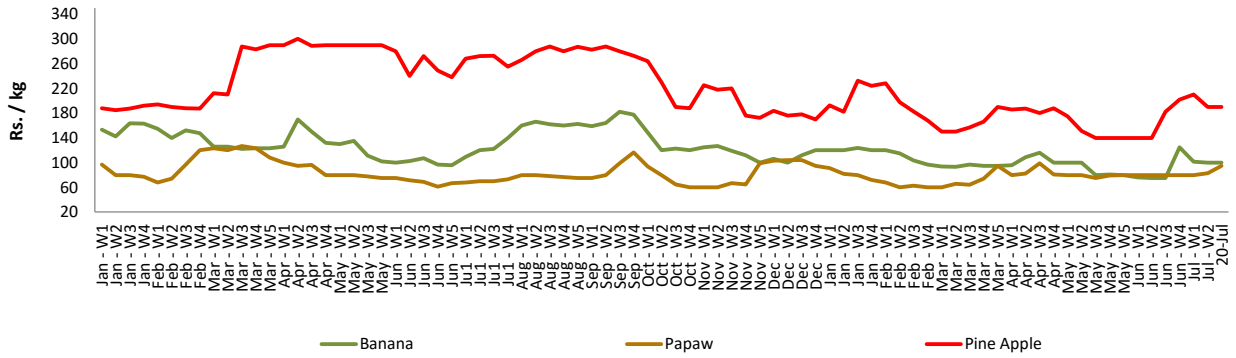
# Wholesale and Retail Prices of Selected Food Commodities - 2018/07/20

## Fruits

Item	Unit	Wholesale			Retail	
		Pettah			Previous Week	Today
		Previous Week	Today			
Banana (Sour)	Rs./Kg	61.00	70.00	14.75	100.00	100.00
Papaw	Rs./Kg	54.00	70.00	29.63	83.00	95.00
Pineapple	Rs./Kg	140.00	150.00	7.14	190.00	190.00

- Price increased by more than 5% compared to previous week average price.
- Price decreased by more than 5% compared to previous week average price.

Retail - Pettah



# Wholesale and Retail Prices of Selected Food Commodities - 2018/07/20

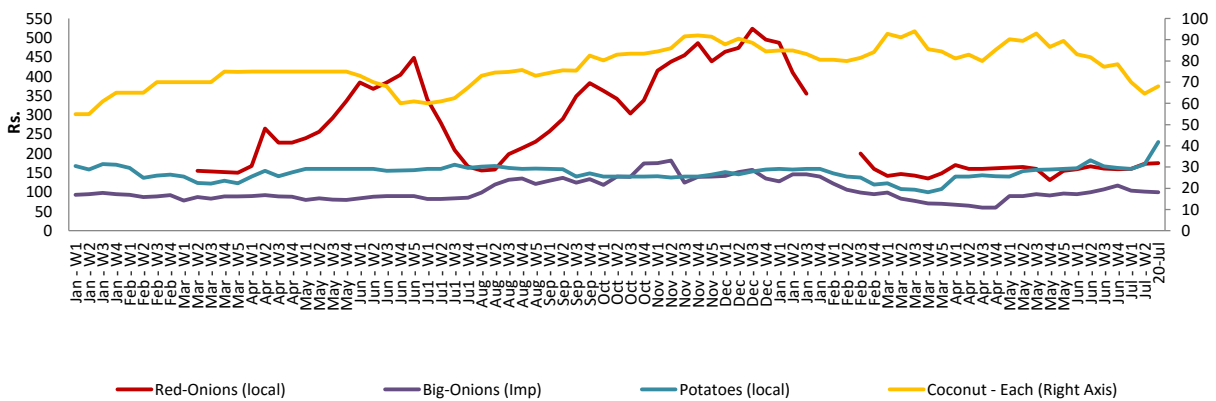
## Other

Item	Unit	Wholesale				Retail			
		Pettah		Dambulla		Pettah		Dambulla	
		Previous Week	Today	Previous Week	Today *	Previous Week	Today	Previous Week	Today *
Red-Onions (local)	Rs./Kg	135.00	110.00	115.00	103.00	174.00	175.00	126.00	113.00
Red-Onions (Imp)	Rs./Kg	n.a.	n.a.	n.a.	n.a.	n.a.	n.a.	n.a.	n.a.
Big-Onions (local)	Rs./Kg	n.a.	n.a.	n.a.	n.a.	n.a.	n.a.	n.a.	n.a.
Big-Onions (Imp)	Rs./Kg	82.00	88.00	83.00	87.00	101.00	100.00	95.00	97.00
Potatoes (local)	Rs./Kg	145.00	177.00	147.00	168.00	172.00	230.00	160.00	178.00
Potatoes (Imp)	Rs./Kg	79.00	73.00			100.00	85.00		
Dried Chillies (Imp)	Rs./Kg	259.00	250.00	256.00	253.00	299.00	283.00	266.00	263.00
Coconut	Rs./Nut	52.00	53.00	39.00	43.00	65.00	68.00	46.00	49.00
Coconut oil	Rs./Ltr	360.00	335.00			380.00	360.00		
Dhal	Rs./Kg	107.00	102.00			120.00	117.00		
Sugar	Rs./Kg	93.00	95.00			105.00	105.00		
Eggs	Rs./Each	17.00	16.50			18.00	17.50		
Katta	Rs./Kg	840.00	850.00			890.00	900.00		
Sprats	Rs./Kg	500.00	500.00			550.00	550.00		

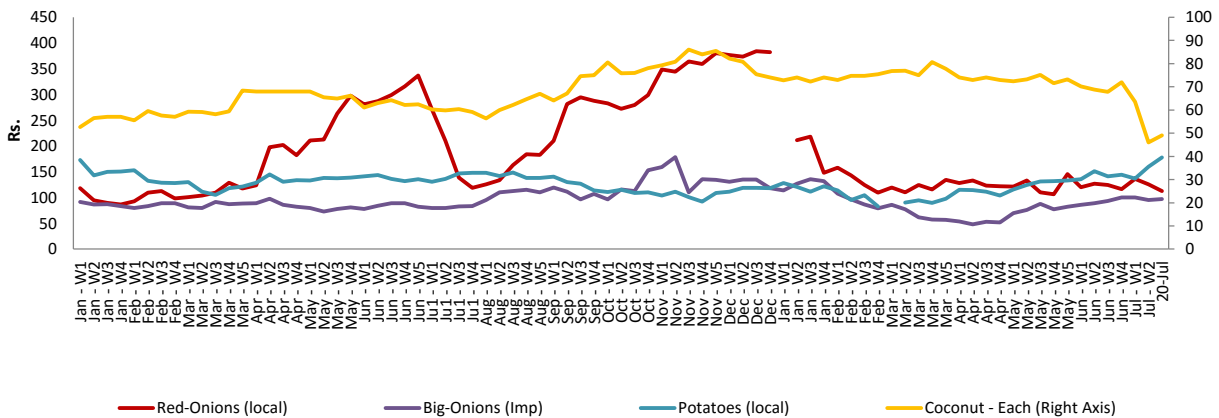
- Price increased by more than 5% compared to previous week average price.
- Price decreased by more than 5% compared to previous week average price.

### Retail Prices

#### Pettah



#### Dambulla



\* Prices of food commodities may vary due to quality and markets among other factors.