

# Daily Price Report

---

## A Summary of Price Developments - 19 July 2018

---



### Vegetables

- Prices of most **vegetable varieties increased** in **Dambulla** market while **mixed movements** were reported from **Pettah** market.
- **Below average supply** from **Nuwaraeliya** is reported to be the reason for **higher prices** in **Dambulla**.



### Fish

- Prices of most **fish** variety **increased** in both **Peliyagoda** and **Negombo** markets due to disruptions caused by windy weather conditions around the island.



### Other

- Price of **local potatoes increased** in both **Pettah** and **Dambulla** markets due to **low availability** of both **Nuwaraeliya** and **Balangoda** varieties.



# Wholesale and Retail Prices of Selected Food Commodities - 2018/07/19

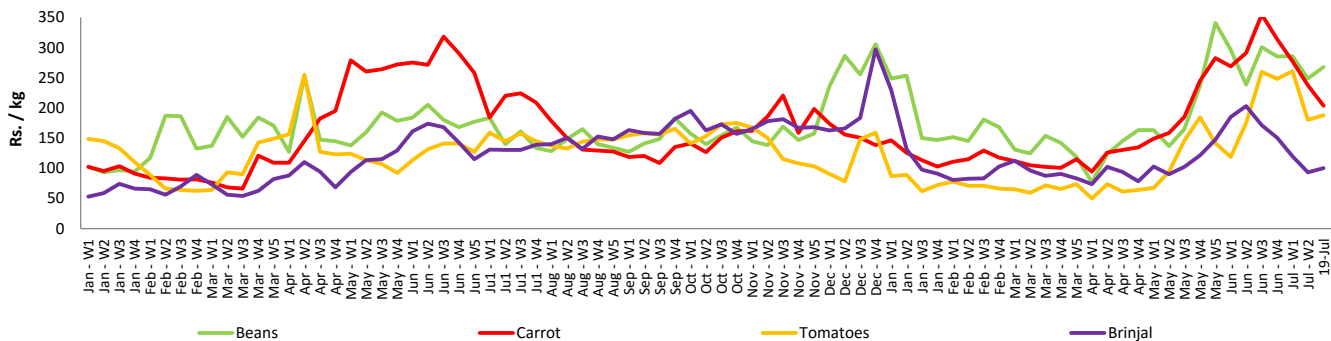
## Vegetables

Item	Unit	Wholesale				Retail			
		Pettah		Dambulla		Pettah		Dambulla	
		Previous Week	Today	Previous Week	Today	Previous Week	Today	Previous Week	Today
Beans	Rs./Kg	201.00	250.00	209.00	228.00	248.00	268.00	229.00	245.00
Carrot	Rs./Kg	194.00	177.00	198.00	165.00	237.00	203.00	218.00	185.00
Cabbage	Rs./Kg	145.00	135.00	99.00	125.00	197.00	153.00	119.00	145.00
Tomatoes	Rs./Kg	140.00	155.00	111.00	125.00	180.00	188.00	131.00	145.00
Brinjal	Rs./Kg	74.00	100.00	47.00	55.00	93.00	100.00	67.00	75.00
Pumpkin	Rs./Kg	37.00	81.00	40.00	53.00	70.00	80.00	59.00	73.00
Snake gourd	Rs./Kg	108.00	103.00	69.00	75.00	148.00	130.00	89.00	95.00

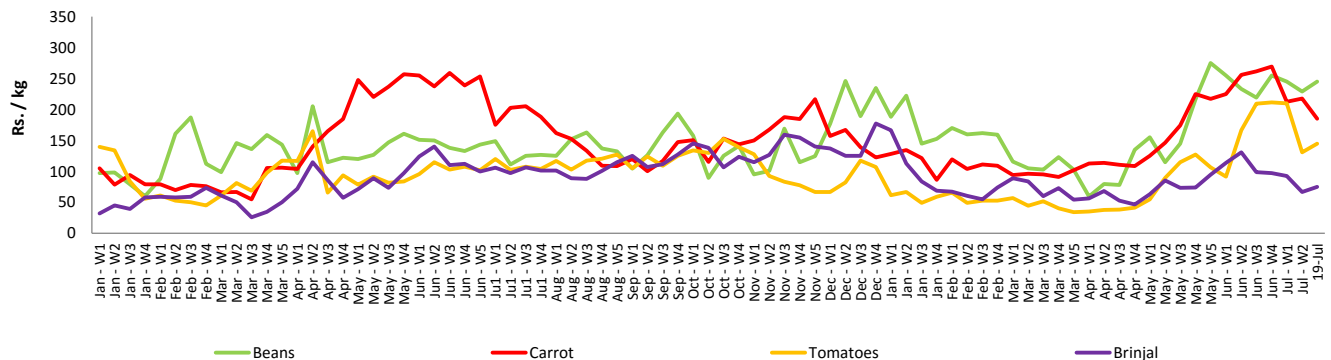
- Price increased by more than 5% compared to previous week average price.
- Price decreased by more than 5% compared to previous week average price.

### Retail Prices

#### Pettah



#### Dambulla



# Wholesale and Retail Prices of Selected Food Commodities - 2018/07/19

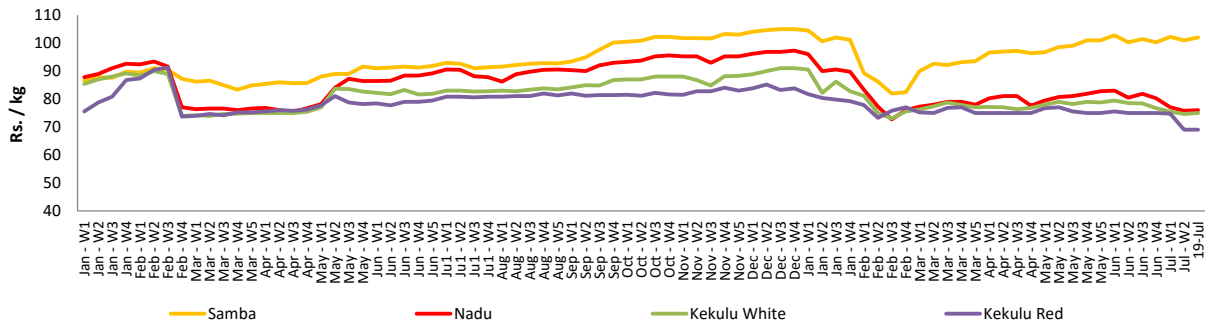
## Rice

Item	Unit	Wholesale				Retail	
		Maradaghamula		Pettah		Pettah	
		Previous Week	Today	Previous Week	Today	Previous Week	Today
Samba	Rs./Kg	101.00	102.00	104.00	103.00	111.00	110.00
Nadu	Rs./Kg	76.00	76.00	75.00	75.00	84.00	85.00
Kekulu White	Rs./Kg	75.00	75.00	72.00	72.00	80.00	80.00
Kekulu Red	Rs./Kg	69.00	69.00	64.00	65.00	75.00	75.00

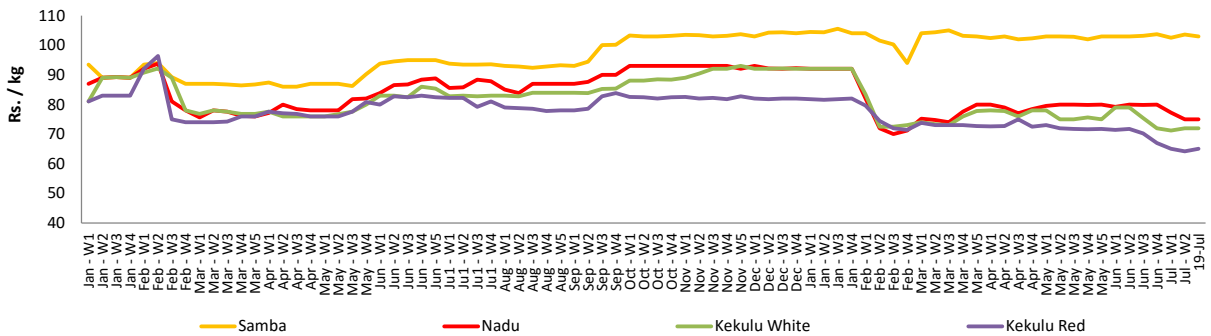
- Price increased by more than 5% compared to previous week average price.
- Price decreased by more than 5% compared to previous week average price.

### Wholesale Prices

#### Marandaghamula

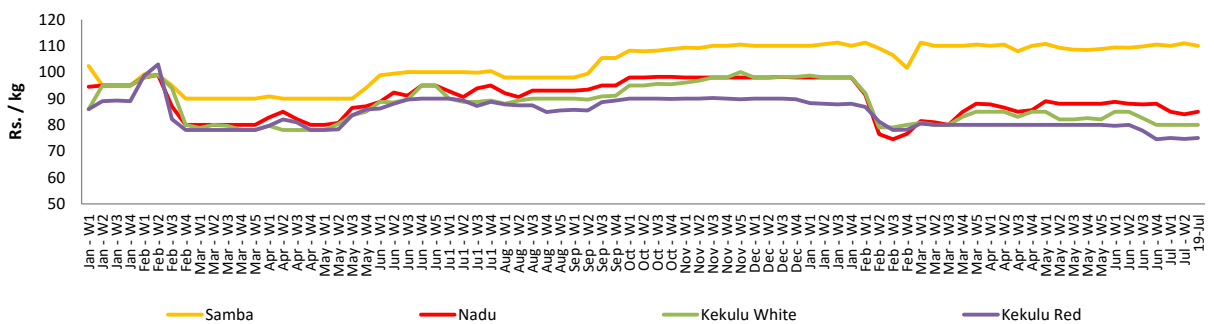


#### Pettah



### Retail Prices

#### Pettah



## Wholesale and Retail Prices of Selected Food Commodities - 2018/07/19

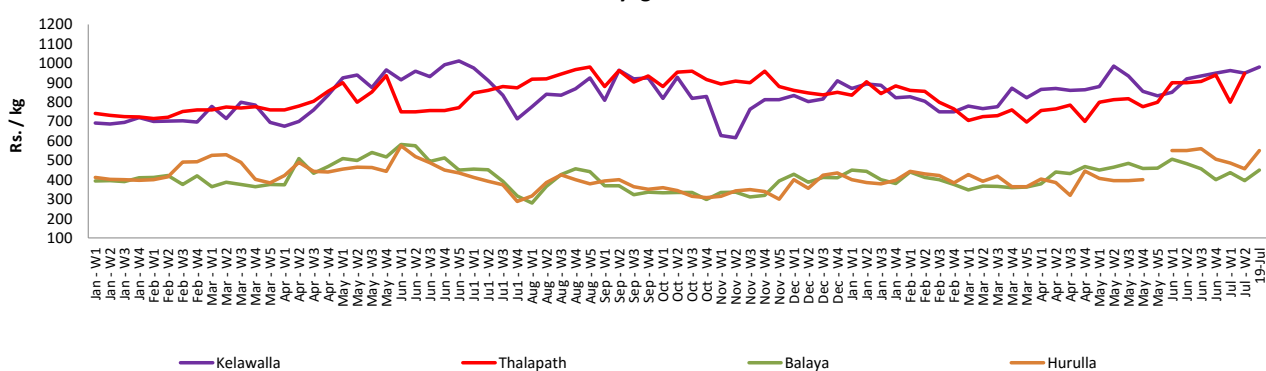
### Fish

Item	Unit	Wholesale				Retail			
		Peliyagoda		Negombo		Peliyagoda		Negombo	
		Previous Week	Today	Previous Week	Today	Previous Week	Today	Previous Week	Today
Kelawalla	Rs./Kg	620.00	650.00	650.00	660.00	950.00	980.00	926.00	930.00
Thalapath	Rs./Kg	702.00	n.a.	676.00	730.00	948.00	n.a.	896.00	1000.00
Balaya	Rs./Kg	296.00	350.00	358.00	400.00	396.00	450.00	500.00	580.00
Paraw	Rs./Kg	593.00	n.a.	612.00	620.00	893.00	n.a.	856.00	870.00
Salaya	Rs./Kg	184.00	250.00	172.00	180.00	242.00	300.00	248.00	280.00
Hurulla	Rs./Kg	356.00	450.00	348.00	400.00	456.00	550.00	448.00	530.00

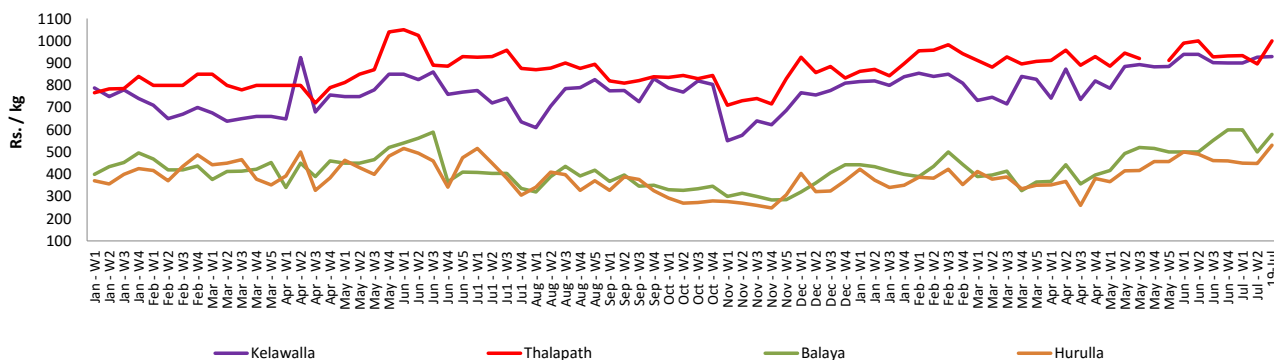
- Price increased by more than 5% compared to previous week average price.
- Price decreased by more than 5% compared to previous week average price.

### Retail Prices

#### Peliyagoda



#### Negombo



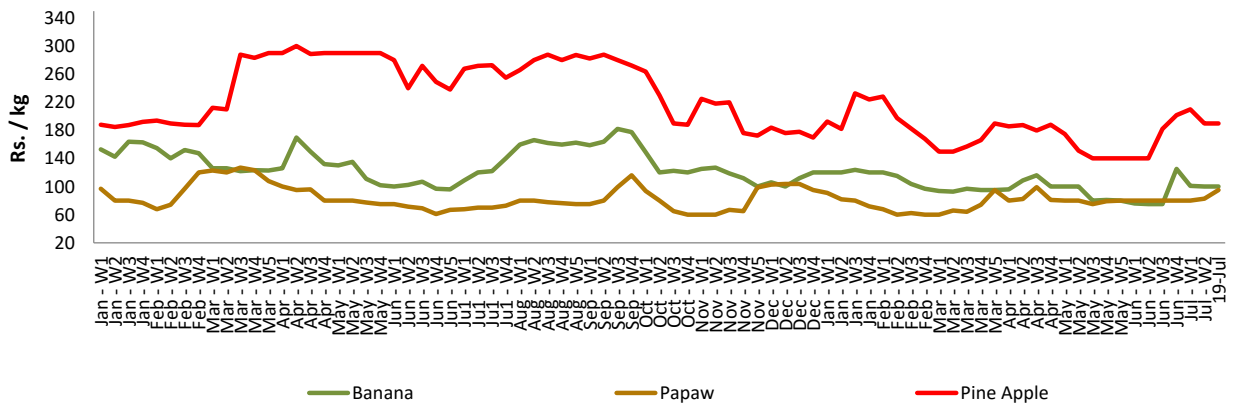
# Wholesale and Retail Prices of Selected Food Commodities - 2018/07/19

## Fruits

Item	Unit	Wholesale		Retail	
		Pettah			
		Previous Week	Today	Previous Week	Today
Banana (Sour)	Rs./Kg	61.00	70.00	100.00	100.00
Papaw	Rs./Kg	54.00	70.00	83.00	95.00
Pineapple	Rs./Kg	140.00	150.00	190.00	190.00

- Price increased by more than 5% compared to previous week average price.
- Price decreased by more than 5% compared to previous week average price.

Retail - Pettah



# Wholesale and Retail Prices of Selected Food Commodities - 2018/07/19

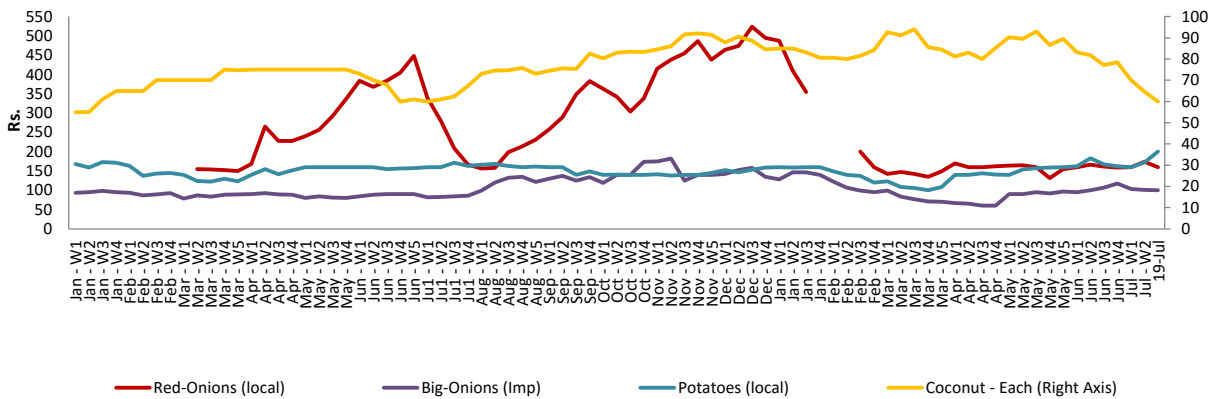
## Other

Item	Unit	Wholesale				Retail			
		Pettah		Dambulla		Pettah		Dambulla	
		Previous Week	Today	Previous Week	Today *	Previous Week	Today	Previous Week	Today *
Red-Onions (local)	Rs./Kg	135.00	140.00	115.00	103.00	174.00	160.00	126.00	113.00
Red-Onions (Imp)	Rs./Kg	0.00	n.a.	0.00	n.a.	0.00	0.00	0.00	0.00
Big-Onions (local)	Rs./Kg	n.a.	n.a.	n.a.	n.a.	n.a.	n.a.	n.a.	n.a.
Big-Onions (Imp)	Rs./Kg	82.00	88.00	83.00	89.00	101.00	100.00	95.00	99.00
Potatoes (local)	Rs./Kg	145.00	170.00	147.00	163.00	172.00	200.00	160.00	170.00
Potatoes (Imp)	Rs./Kg	79.00	78.00			100.00	100.00		
Dried Chillies (Imp)	Rs./Kg	259.00	260.00	256.00	253.00	299.00	300.00	266.00	263.00
Coconut	Rs./Nut	52.00	50.00	39.00	41.00	65.00	60.00	46.00	47.00
Coconut oil	Rs./Ltr	360.00	360.00			380.00	380.00		
Dhal	Rs./Kg	107.00	108.00			120.00	120.00		
Sugar	Rs./Kg	93.00	94.00			105.00	110.00		
Eggs	Rs./Each	17.00	16.00			18.00	17.00		
Katta	Rs./Kg	840.00	850.00			890.00	900.00		
Sprats	Rs./Kg	500.00	500.00			550.00	550.00		

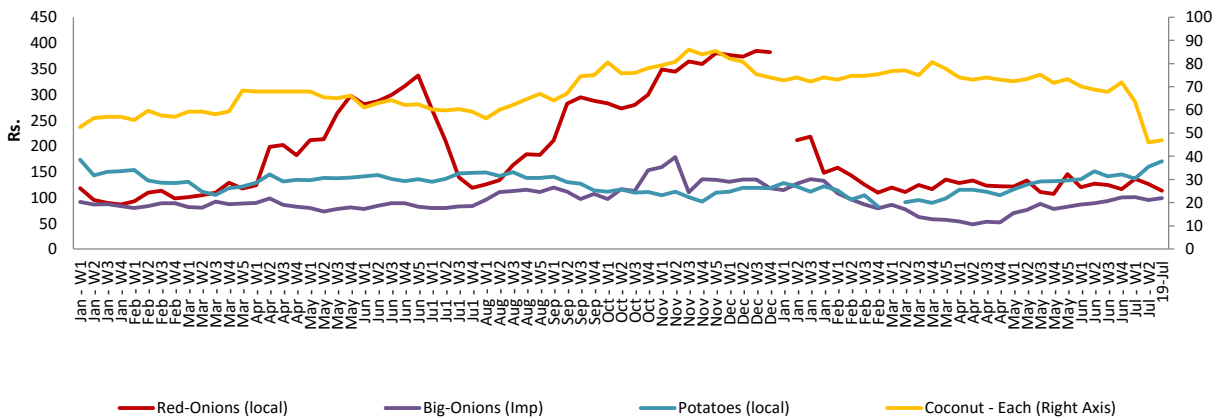
- Price increased by more than 5% compared to previous week average price.
- Price decreased by more than 5% compared to previous week average price.

### Retail Prices

#### Pettah



#### Dambulla



\* Prices of food commodities may vary due to quality and markets among other factors.