

Daily Price Report

A Summary of Price Developments - 16 July 2018



Vegetables

- Prices of most **vegetables varieties increased** in both **Pettah** and **Dambulla** markets.
- Retail prices of **Beans** and **Pumpkin** recorded a **significant increase** in both markets.



Fruits

- Prices of **most fruit varieties increased** in **Pettah** market due to low supply signalling the impact of the off season.



Other

- Price of **Local Potatoes increased** in both **Pettah and Dambulla** markets due to **low availability** of both **Nuwaraeliya** and **Balangoda** varieties.



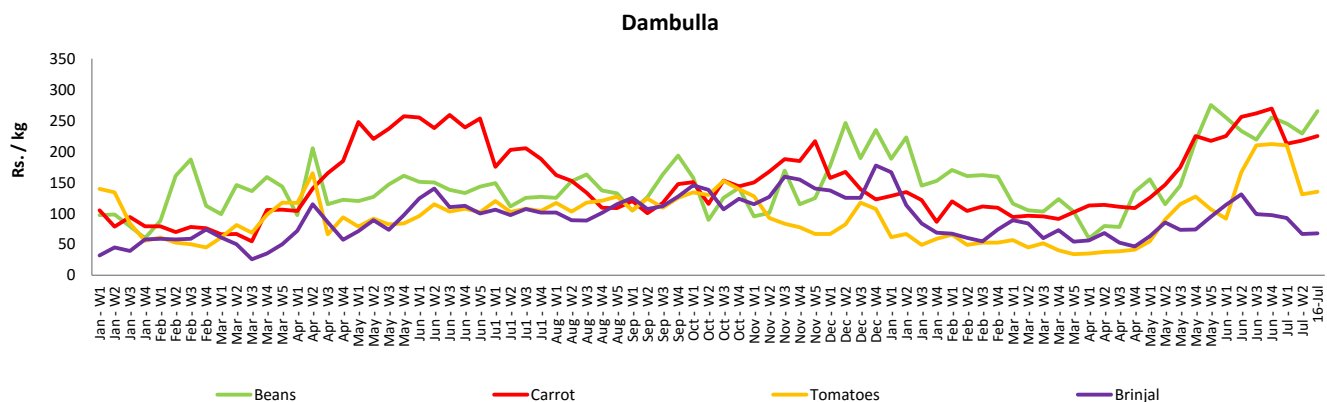
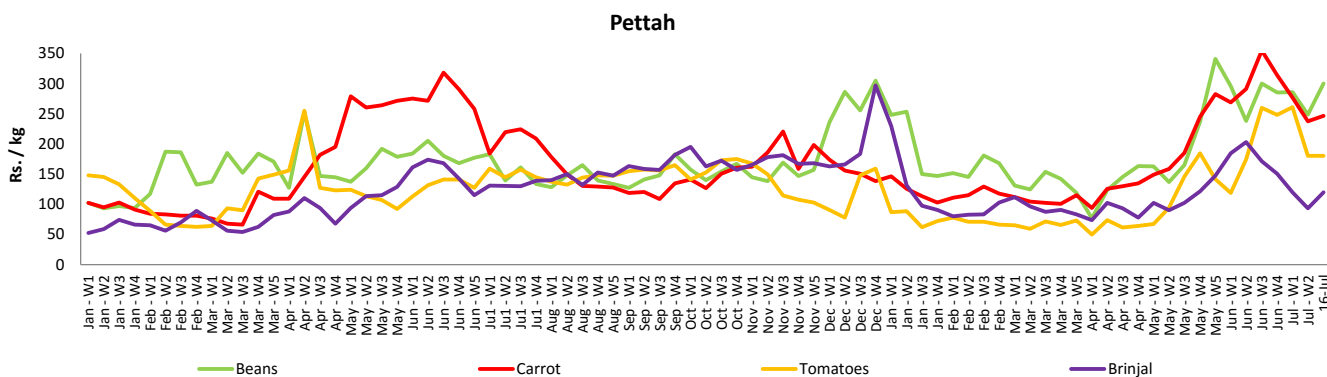
Wholesale and Retail Prices of Selected Food Commodities - 2018/07/16

Vegetables

Item	Unit	Wholesale				Retail			
		Pettah		Dambulla		Pettah		Dambulla	
		Previous Week	Today	Previous Week	Today	Previous Week	Today	Previous Week	Today
Beans	Rs./Kg	201.00	270.00	209.00	245.00	248.00	300.00	229.00	265.00
Carrot	Rs./Kg	194.00	207.00	198.00	205.00	237.00	247.00	218.00	225.00
Cabbage	Rs./Kg	145.00	160.00	99.00	115.00	197.00	200.00	119.00	135.00
Tomatoes	Rs./Kg	140.00	137.00	111.00	115.00	180.00	180.00	131.00	135.00
Brinjal	Rs./Kg	74.00	78.00	47.00	48.00	93.00	120.00	67.00	68.00
Pumpkin	Rs./Kg	37.00	43.00	40.00	53.00	70.00	75.00	59.00	73.00
Snake gourd	Rs./Kg	108.00	110.00	69.00	65.00	148.00	143.00	89.00	85.00

- Price increased by more than 5% compared to previous week average price.
- Price decreased by more than 5% compared to previous week average price.

Retail Prices



Wholesale and Retail Prices of Selected Food Commodities - 2018/07/16

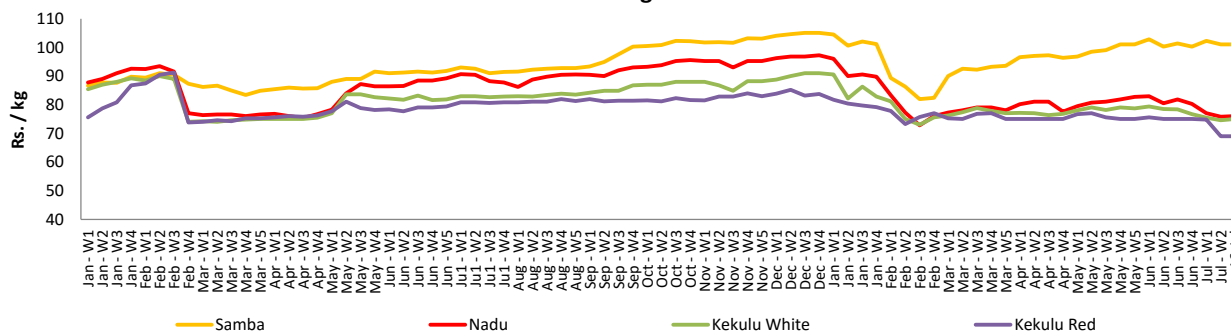
Rice

Item	Unit	Wholesale				Retail	
		Maradaghamula		Pettah		Pettah	
		Previous Week	Today	Previous Week	Today	Previous Week	Today
Samba	Rs./Kg	101.00	101.00	104.00	103.00	111.00	110.00
Nadu	Rs./Kg	76.00	76.00	75.00	75.00	84.00	85.00
Kekulu White	Rs./Kg	75.00	75.00	72.00	72.00	80.00	80.00
Kekulu Red	Rs./Kg	69.00	69.00	64.00	65.00	75.00	75.00

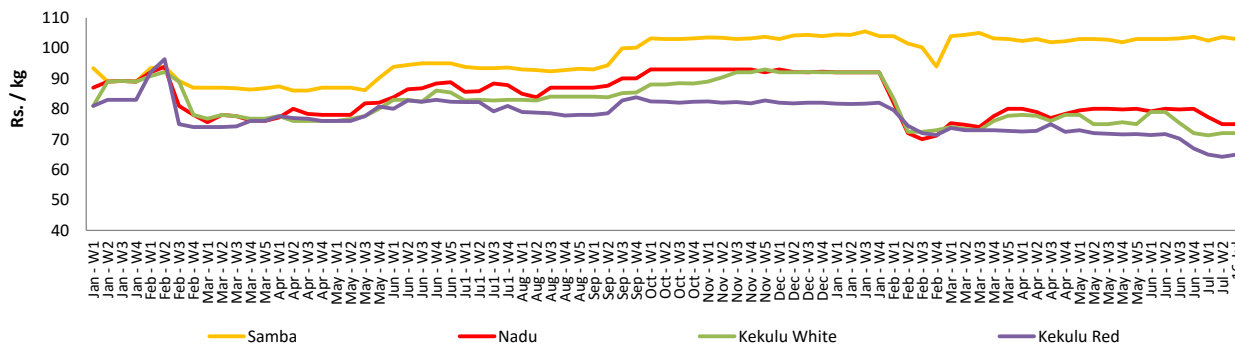
- Price increased by more than 5% compared to previous week average price.
- Price decreased by more than 5% compared to previous week average price.

Wholesale Prices

Marandaghamula

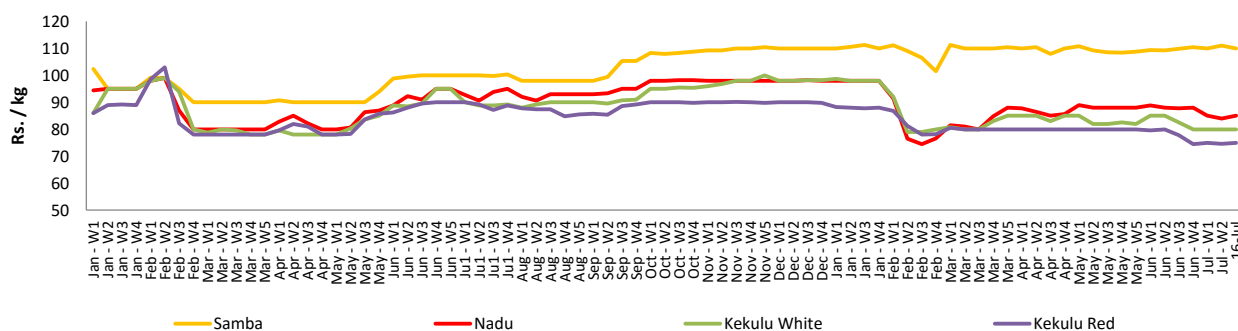


Pettah



Retail Prices

Pettah



Wholesale and Retail Prices of Selected Food Commodities - 2018/07/16

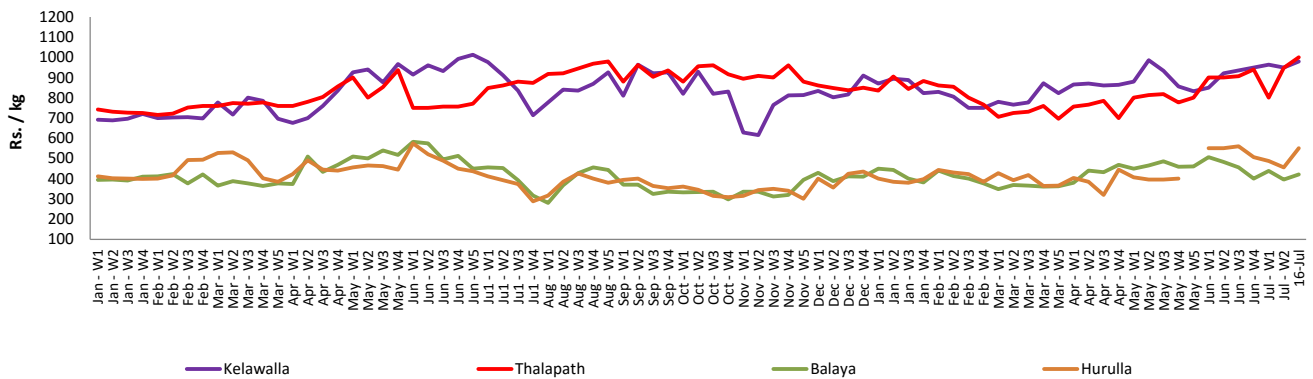
Fish

Item	Unit	Wholesale				Retail			
		Peliyagoda		Negombo		Peliyagoda		Negombo	
		Previous Week	Today	Previous Week	Today	Previous Week	Today	Previous Week	Today
Kelawalla	Rs./Kg	620.00	650.00	650.00	630.00	950.00	980.00	926.00	900.00
Thalapath	Rs./Kg	702.00	750.00	676.00	660.00	948.00	1000.00	896.00	900.00
Balaya	Rs./Kg	296.00	320.00	358.00	360.00	396.00	420.00	500.00	500.00
Paraw	Rs./Kg	593.00	600.00	612.00	620.00	893.00	900.00	856.00	870.00
Salaya	Rs./Kg	184.00	n.a.	172.00	160.00	242.00	n.a.	248.00	250.00
Hurulla	Rs./Kg	356.00	450.00	348.00	380.00	456.00	550.00	448.00	450.00

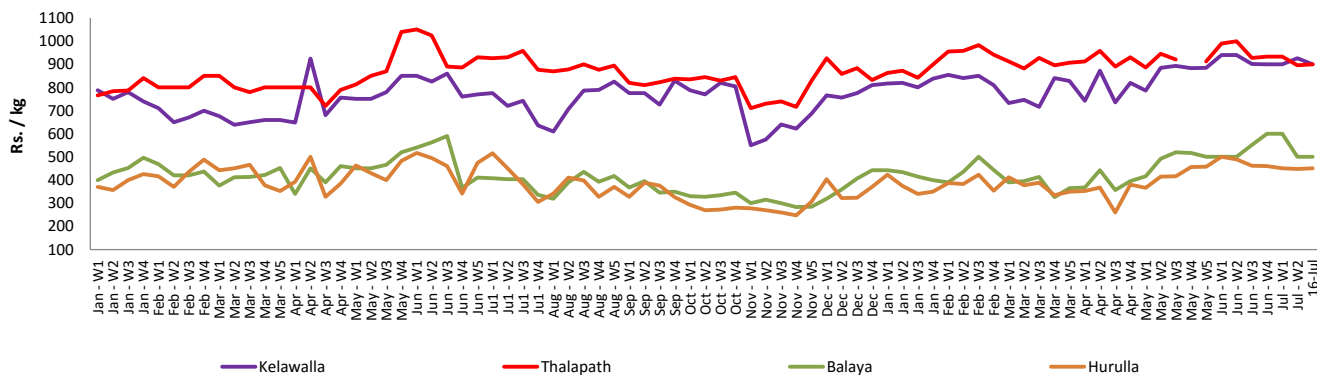
- Price increased by more than 5% compared to previous week average price.
- Price decreased by more than 5% compared to previous week average price.

Retail Prices

Peliyagoda



Negombo



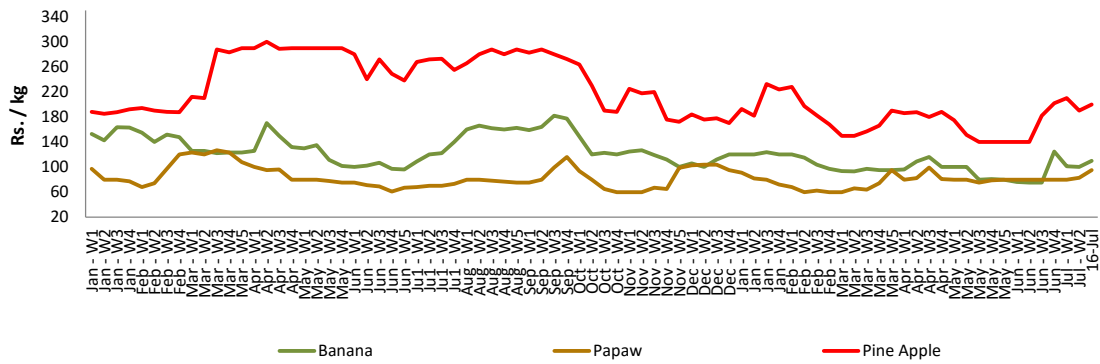
Wholesale and Retail Prices of Selected Food Commodities - 2018/07/16

Fruits

Item	Unit	Wholesale		Retail	
		Pettah			
		Previous Week	Today	Previous Week	Today
Banana (Sour)	Rs./Kg	61.00	65.00	100.00	110.00
Papaw	Rs./Kg	54.00	65.00	83.00	95.00
Pineapple	Rs./Kg	140.00	150.00	190.00	200.00

- Price increased by more than 5% compared to previous week average price.
- Price decreased by more than 5% compared to previous week average price.

Retail - Pettah



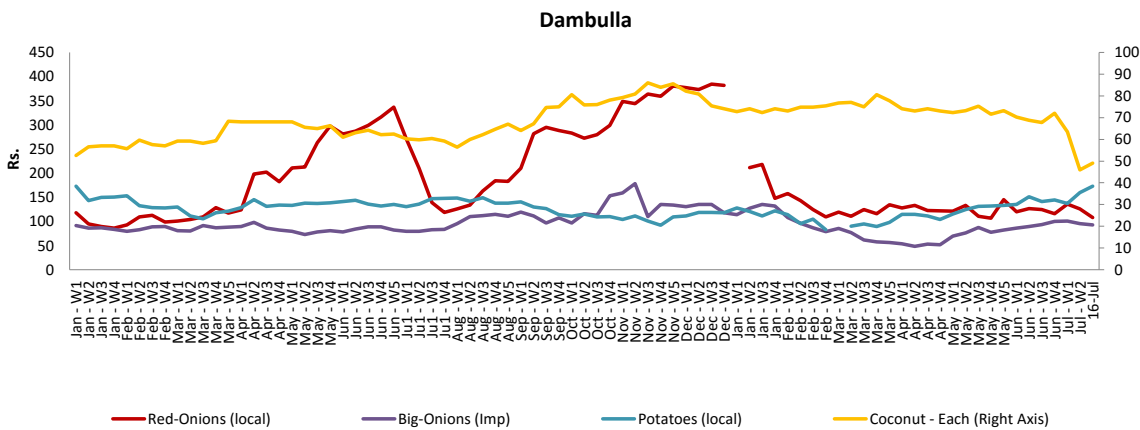
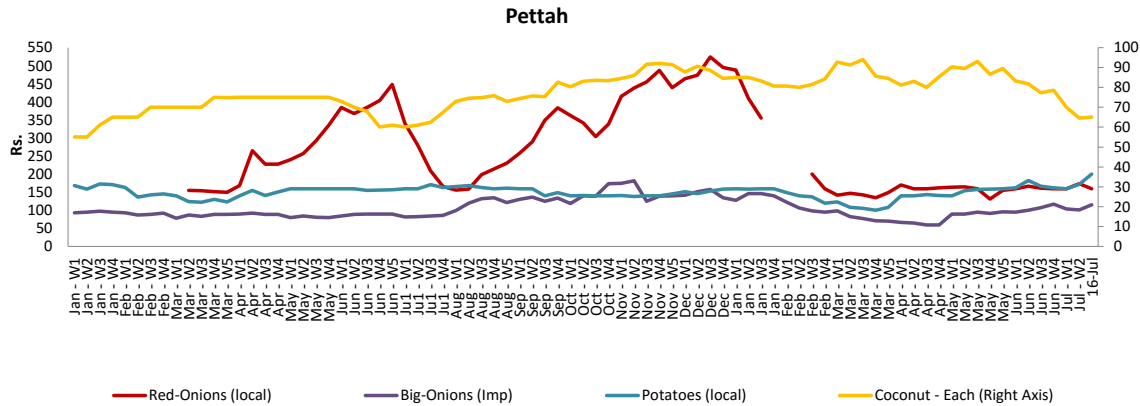
Wholesale and Retail Prices of Selected Food Commodities - 2018/07/16

Other

Item	Unit	Wholesale				Retail			
		Pettah		Dambulla		Pettah		Dambulla	
		Previous Week	Today	Previous Week	Today *	Previous Week	Today	Previous Week	Today *
Red-Onions (local)	Rs./Kg	135.00	140.00	115.00	98.00	174.00	160.00	126.00	108.00
Red-Onions (Imp)	Rs./Kg	0.00	0.00	0.00	0.00	0.00	0.00	0.00	0.00
Big-Onions (local)	Rs./Kg	n.a.	n.a.	n.a.	n.a.	n.a.	n.a.	n.a.	n.a.
Big-Onions (Imp)	Rs./Kg	82.00	88.00	83.00	83.00	101.00	115.00	95.00	93.00
Potatoes (local)	Rs./Kg	145.00	170.00	147.00	163.00	172.00	200.00	160.00	173.00
Potatoes (Imp)	Rs./Kg	79.00	78.00			100.00	100.00		
Dried Chillies (Imp)	Rs./Kg	259.00	260.00	256.00	253.00	299.00	300.00	266.00	263.00
Coconut	Rs./Nut	52.00	55.00	39.00	43.00	65.00	65.00	46.00	49.00
Coconut oil	Rs./Ltr	360.00	360.00			380.00	380.00		
Dhal	Rs./Kg	107.00	108.00			120.00	120.00		
Sugar	Rs./Kg	93.00	94.00			105.00	110.00		
Eggs	Rs./Each	17.00	16.50			18.00	17.50		
Katta	Rs./Kg	840.00	850.00			890.00	900.00		
Sprats	Rs./Kg	500.00	500.00			550.00	550.00		

- Price increased by more than 5% compared to previous week average price.
- Price decreased by more than 5% compared to previous week average price.

Retail Prices



* Prices of food commodities may vary due to quality and markets among other factors.