

Daily Price Report

A Summary of Price Developments - 13 July 2018



Vegetables

- Prices of most **vegetables varieties decreased** in both **Pettah** and **Dambulla** markets due to **favourable supply** from Kandy region.



Fruits

- Prices of **Pineapple decreased** in **Pettah** market due to **favourable supply** from **Gampaha** district.



Other

- Price of **Coconut** further **decreased** significantly in **Dambulla** market due to **supply from Kurunegala, Galewela and Melsiripura** area.
- Price of **local Potatoes increased** in **Pettah** market due to low **supply** from **Nuwara Eliya** area.



Statistics Department
Central Bank of Sri Lanka

Wholesale and Retail Prices of Selected Food Commodities - 2018/07/13

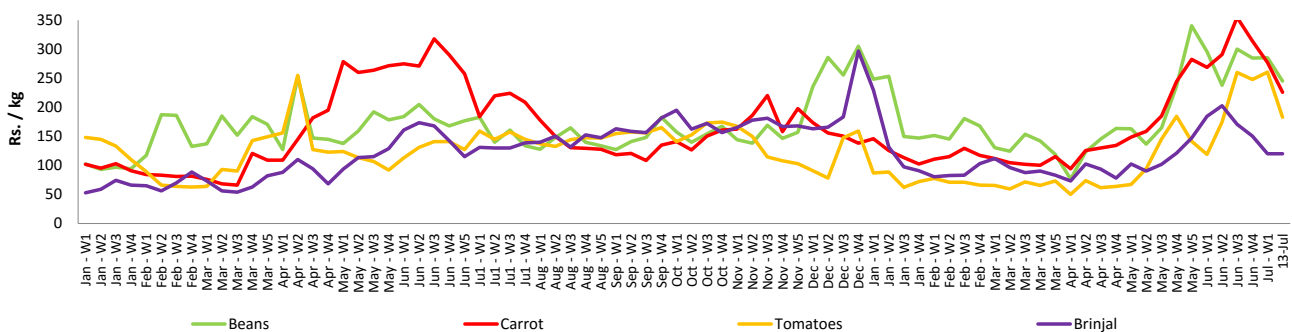
Vegetables

| Item | Unit | Wholesale | | | | Retail | | | |
|-------------|--------|---------------|--------|---------------|--------|---------------|--------|---------------|--------|
| | | Pettah | | Dambulla | | Pettah | | Dambulla | |
| | | Previous Week | Today | Previous Week | Today | Previous Week | Today | Previous Week | Today |
| Beans | Rs./Kg | 244.00 | 204.00 | 223.00 | 195.00 | 286.00 | 245.00 | 245.00 | 215.00 |
| Carrot | Rs./Kg | 234.00 | 162.00 | 193.00 | 195.00 | 277.00 | 226.00 | 213.00 | 215.00 |
| Cabbage | Rs./Kg | 148.00 | 132.00 | 110.00 | 145.00 | 192.00 | 215.00 | 130.00 | 165.00 |
| Tomatoes | Rs./Kg | 219.00 | 133.00 | 190.00 | 115.00 | 261.00 | 183.00 | 210.00 | 135.00 |
| Brinjal | Rs./Kg | 81.00 | 66.00 | 73.00 | 45.00 | 120.00 | 120.00 | 93.00 | 65.00 |
| Pumpkin | Rs./Kg | 38.00 | 44.00 | 28.00 | 39.00 | 68.00 | 72.00 | 48.00 | 58.00 |
| Snake gourd | Rs./Kg | 123.00 | 96.00 | 76.00 | 75.00 | 154.00 | 130.00 | 96.00 | 95.00 |

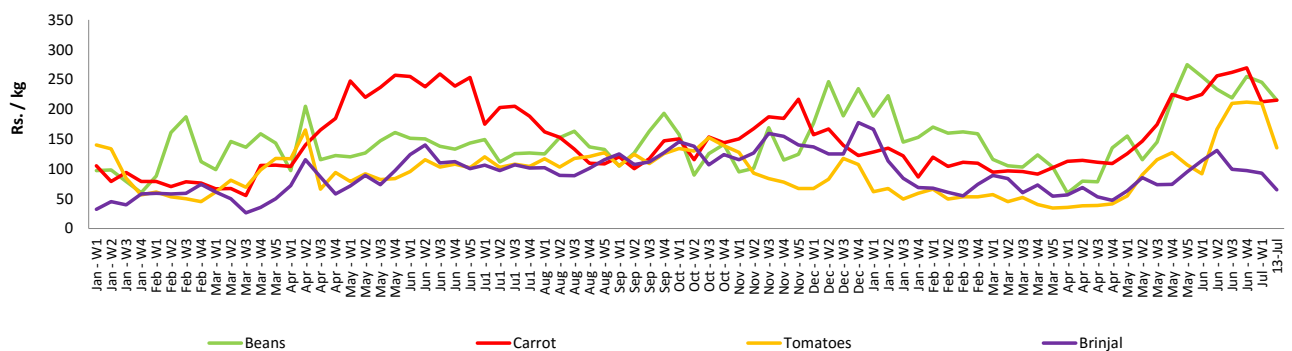
- Price increased by more than 5% compared to previous week average price.
- Price decreased by more than 5% compared to previous week average price.

Retail Prices

Pettah



Dambulla



Wholesale and Retail Prices of Selected Food Commodities - 2018/07/13

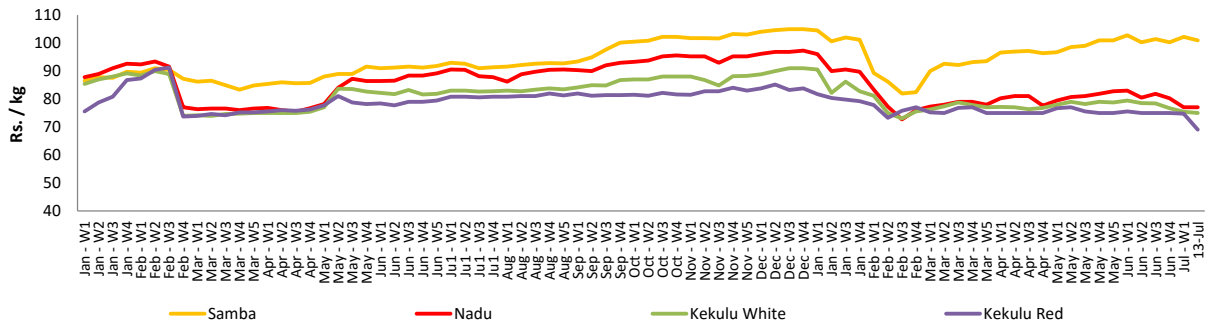
Rice

| Item | Unit | Wholesale | | | | Retail | |
|--------------|--------|---------------|--------|---------------|--------|---------------|--------|
| | | Maradaghamula | | Pettah | | Pettah | |
| | | Previous Week | Today | Previous Week | Today | Previous Week | Today |
| Samba | Rs./Kg | 102.00 | 101.00 | 103.00 | 106.00 | 110.00 | 115.00 |
| Nadu | Rs./Kg | 77.00 | 77.00 | 77.00 | 75.00 | 85.00 | 85.00 |
| Kekulu White | Rs./Kg | 76.00 | 75.00 | 71.00 | 72.00 | 80.00 | 80.00 |
| Kekulu Red | Rs./Kg | 75.00 | 69.00 | 65.00 | 63.00 | 75.00 | 73.00 |

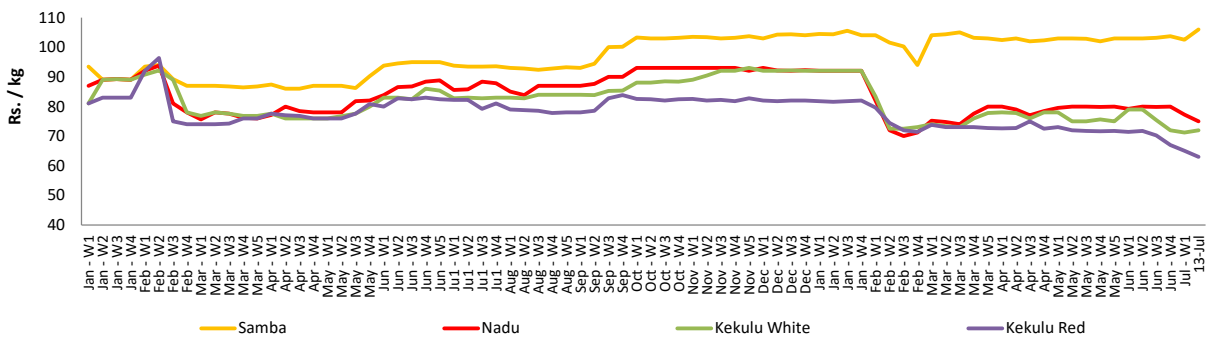
- Price increased by more than 5% compared to previous week average price.
- Price decreased by more than 5% compared to previous week average price.

Wholesale Prices

Marandaghamula

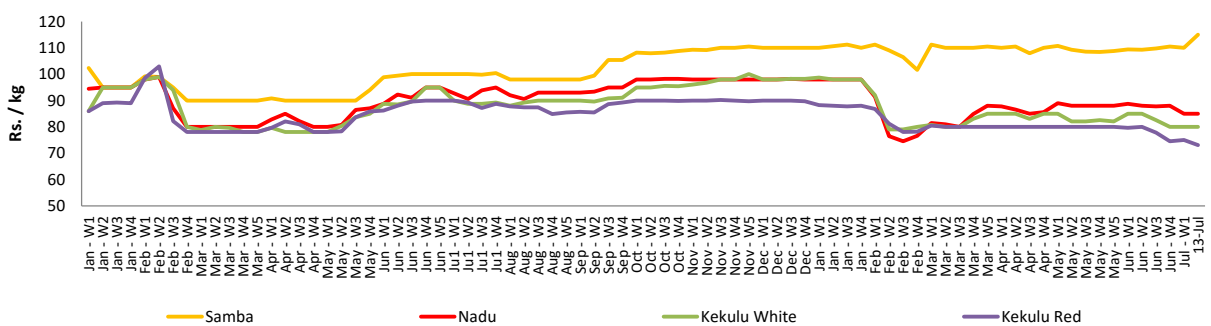


Pettah



Retail Prices

Pettah



Wholesale and Retail Prices of Selected Food Commodities - 2018/07/13

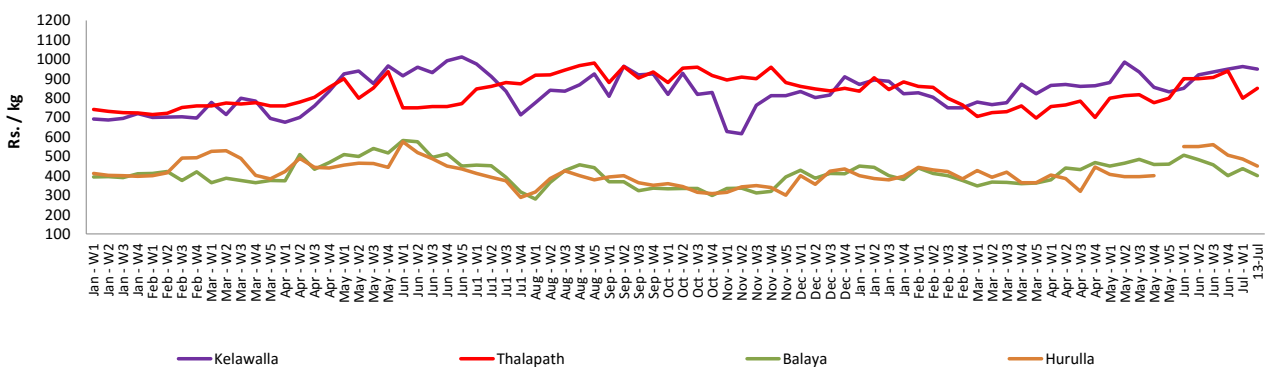
Fish

| Item | Unit | Wholesale | | | | Retail | | | |
|-----------|--------|---------------|--------|---------------|--------|---------------|--------|---------------|--------|
| | | Peliyagoda | | Negombo | | Peliyagoda | | Negombo | |
| | | Previous Week | Today | Previous Week | Today | Previous Week | Today | Previous Week | Today |
| Kelawalla | Rs./Kg | 673.00 | 620.00 | 630.00 | 650.00 | 963.00 | 950.00 | 900.00 | 920.00 |
| Thalapath | Rs./Kg | 600.00 | 650.00 | 710.00 | 680.00 | 800.00 | 850.00 | 933.00 | 900.00 |
| Balaya | Rs./Kg | 338.00 | 300.00 | 400.00 | 360.00 | 438.00 | 400.00 | 600.00 | 500.00 |
| Paraw | Rs./Kg | 590.00 | 580.00 | 560.00 | 580.00 | 890.00 | 880.00 | 810.00 | 800.00 |
| Salaya | Rs./Kg | 205.00 | 200.00 | 143.00 | 160.00 | 253.00 | 250.00 | 230.00 | 230.00 |
| Hurulla | Rs./Kg | 387.00 | 350.00 | 347.00 | 330.00 | 487.00 | 450.00 | 450.00 | 430.00 |

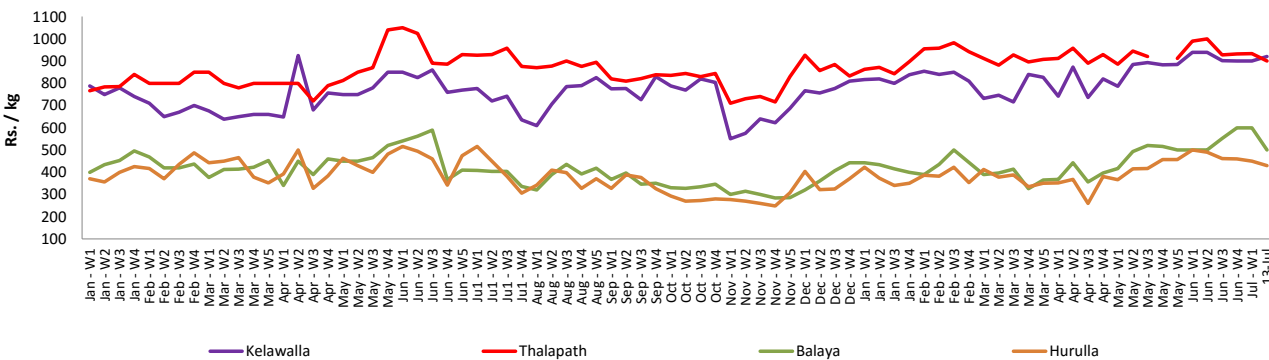
- Price increased by more than 5% compared to previous week average price.
- Price decreased by more than 5% compared to previous week average price.

Retail Prices

Peliyagoda



Negombo



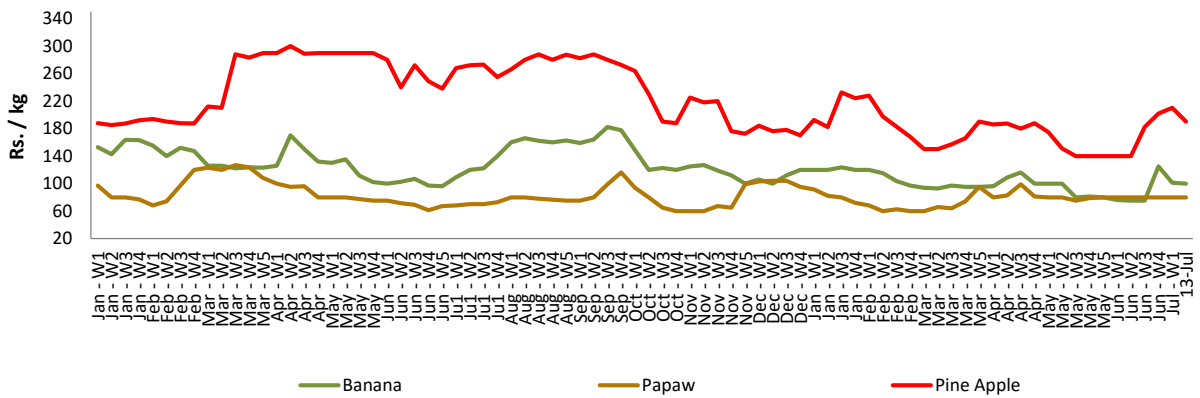
Wholesale and Retail Prices of Selected Food Commodities - 2018/07/13

Fruits

| Item | Unit | Wholesale | | Retail | |
|---------------|--------|---------------|--------|---------------|--------|
| | | Pettah | | | |
| | | Previous Week | Today | Previous Week | Today |
| Banana (Sour) | Rs./Kg | 58.00 | 60.00 | 101.00 | 100.00 |
| Papaw | Rs./Kg | 53.00 | 55.00 | 80.00 | 80.00 |
| Pineapple | Rs./Kg | 165.00 | 140.00 | 210.00 | 190.00 |

- Price increased by more than 5% compared to previous week average price.
- Price decreased by more than 5% compared to previous week average price.

Retail - Pettah



Wholesale and Retail Prices of Selected Food Commodities - 2018/07/13

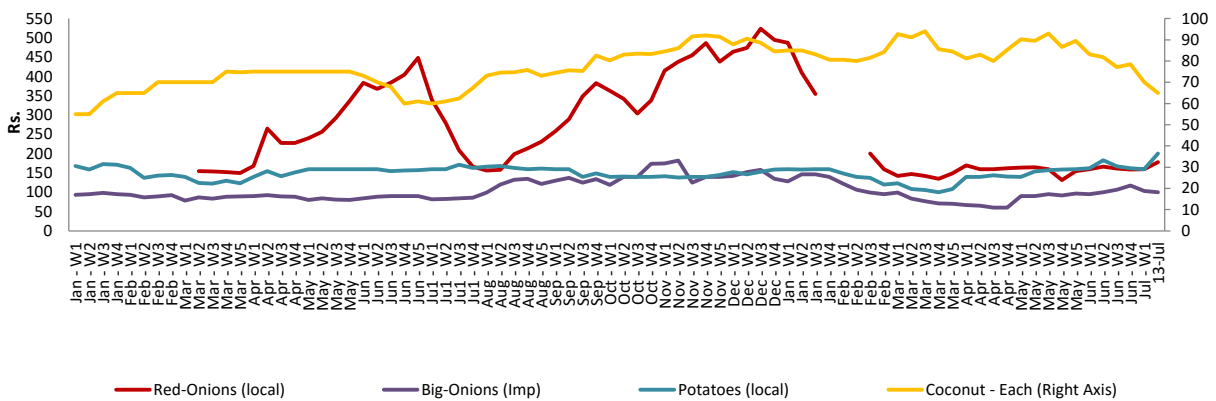
Other

| Item | Unit | Wholesale | | | | Retail | | | |
|----------------------|----------|---------------|--------|---------------|---------|---------------|--------|---------------|---------|
| | | Pettah | | Dambulla | | Pettah | | Dambulla | |
| | | Previous Week | Today | Previous Week | Today * | Previous Week | Today | Previous Week | Today * |
| Red-Onions (local) | Rs./Kg | 125.00 | 117.00 | 116.00 | 118.00 | 160.00 | 178.00 | 136.00 | 128.00 |
| Red-Onions (Imp) | Rs./Kg | 125.00 | n.a. | 100.00 | n.a. | 160.00 | n.a. | 111.00 | n.a. |
| Big-Onions (local) | Rs./Kg | n.a. | n.a. | n.a. | n.a. | n.a. | n.a. | n.a. | n.a. |
| Big-Onions (Imp) | Rs./Kg | 85.00 | 81.00 | 88.00 | 84.00 | 104.00 | 100.00 | 101.00 | 94.00 |
| Potatoes (local) | Rs./Kg | 135.00 | 173.00 | 124.00 | 138.00 | 160.00 | 200.00 | 137.00 | 148.00 |
| Potatoes (Imp) | Rs./Kg | 86.00 | 79.00 | | | 110.00 | 100.00 | | |
| Dried Chillies (Imp) | Rs./Kg | 253.00 | 255.00 | 251.00 | 253.00 | 300.00 | 295.00 | 261.00 | 263.00 |
| Coconut | Rs./Nut | 55.00 | 52.00 | 57.00 | 44.00 | 70.00 | 65.00 | 64.00 | 49.00 |
| Coconut oil | Rs./Ltr | 353.00 | 360.00 | | | 378.00 | 380.00 | | |
| Dhal | Rs./Kg | 104.00 | 104.00 | | | 116.00 | 120.00 | | |
| Sugar | Rs./Kg | 93.00 | 93.00 | | | 105.00 | 105.00 | | |
| Eggs | Rs./Each | 16.00 | 16.50 | | | 17.00 | 17.50 | | |
| Katta | Rs./Kg | 800.00 | 840.00 | | | 850.00 | 890.00 | | |
| Sprats | Rs./Kg | 500.00 | 500.00 | | | 550.00 | 550.00 | | |

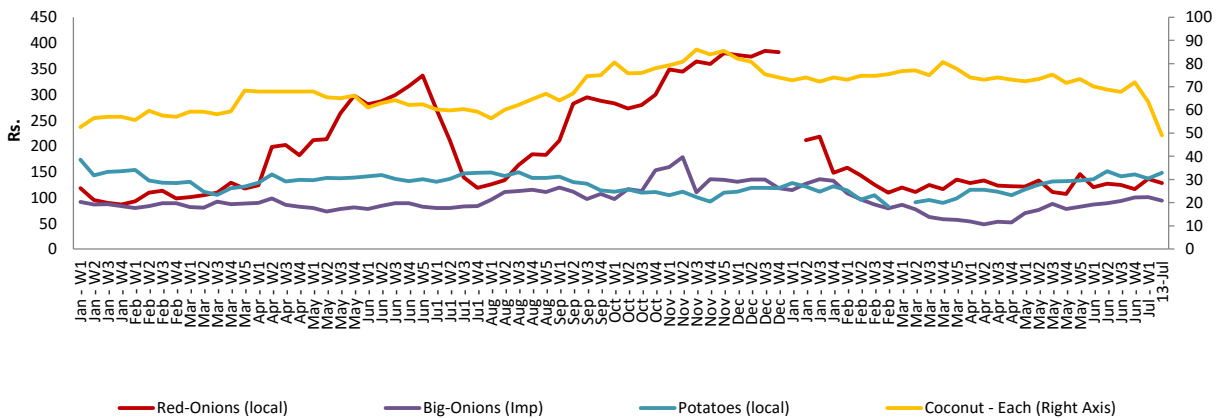
- Price increased by more than 5% compared to previous week average price.
- Price decreased by more than 5% compared to previous week average price.

Retail Prices

Pettah



Dambulla



* Prices of food commodities may vary due to quality and markets among other factors.