

Daily Price Report

A Summary of Price Developments - 12 July 2018



Vegetables

- Prices of most **vegetables varieties decreased** in both **Pettah** and **Dambulla** markets due to **favourable supply** from Kandy region.



Fish

- Prices of **Fish demonstrated mixed movements** in both **Peliyagoda** and **Negombo** markets.



Fruits

- Prices of **Pineapple decreased** in **Pettah** market due to **favourable supply** from **Gampaha** district.



Other

- Price of **Coconut further decreased** significantly in **Dambulla** market due to **supply from Kurunegala, Galewela** and **Melsiripura** area.



Wholesale and Retail Prices of Selected Food Commodities - 2018/07/12

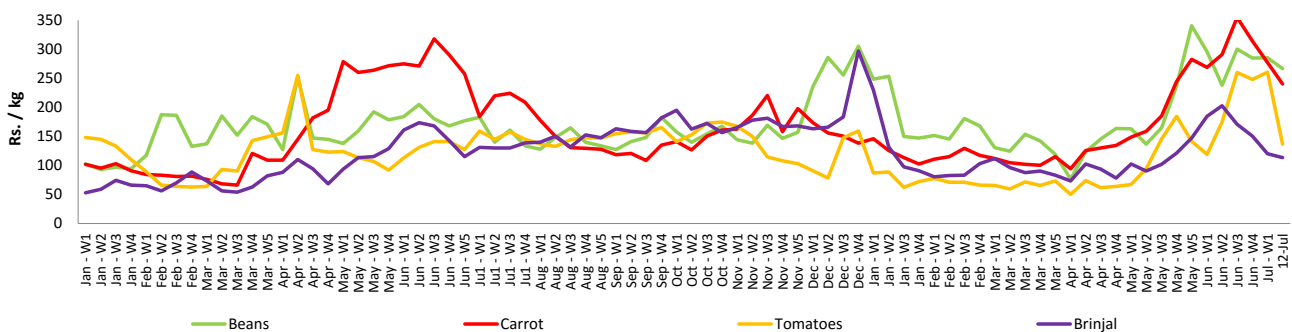
Vegetables

Item	Unit	Wholesale				Retail			
		Pettah		Dambulla		Pettah		Dambulla	
		Previous Week	Today	Previous Week	Today	Previous Week	Today	Previous Week	Today
Beans	Rs./Kg	244.00	213.00	223.00	175.00	286.00	267.00	245.00	195.00
Carrot	Rs./Kg	234.00	200.00	193.00	205.00	277.00	240.00	213.00	225.00
Cabbage	Rs./Kg	148.00	135.00	110.00	95.00	192.00	190.00	130.00	115.00
Tomatoes	Rs./Kg	219.00	107.00	190.00	65.00	261.00	137.00	210.00	85.00
Brinjal	Rs./Kg	81.00	77.00	73.00	45.00	120.00	113.00	93.00	65.00
Pumpkin	Rs./Kg	38.00	31.00	28.00	45.00	68.00	67.00	48.00	65.00
Snake gourd	Rs./Kg	123.00	107.00	76.00	73.00	154.00	157.00	96.00	93.00

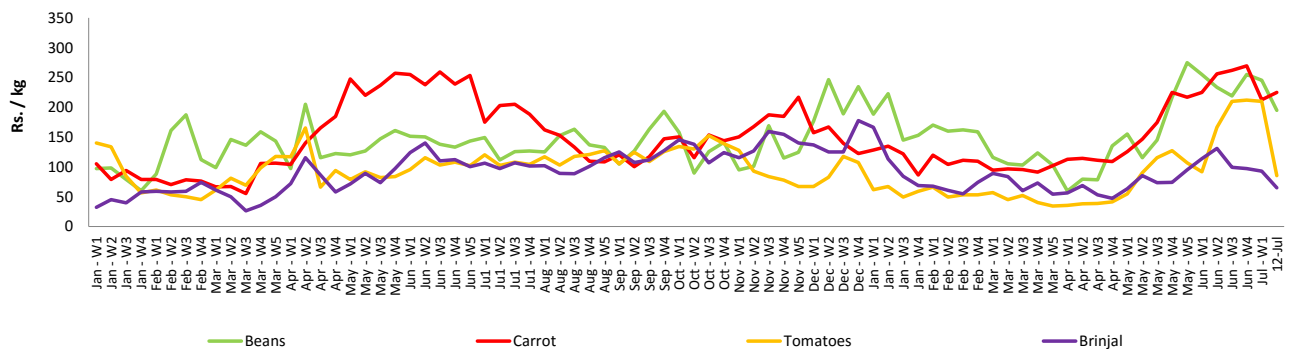
- Price increased by more than 5% compared to previous week average price.
- Price decreased by more than 5% compared to previous week average price.

Retail Prices

Pettah



Dambulla



Wholesale and Retail Prices of Selected Food Commodities - 2018/07/12

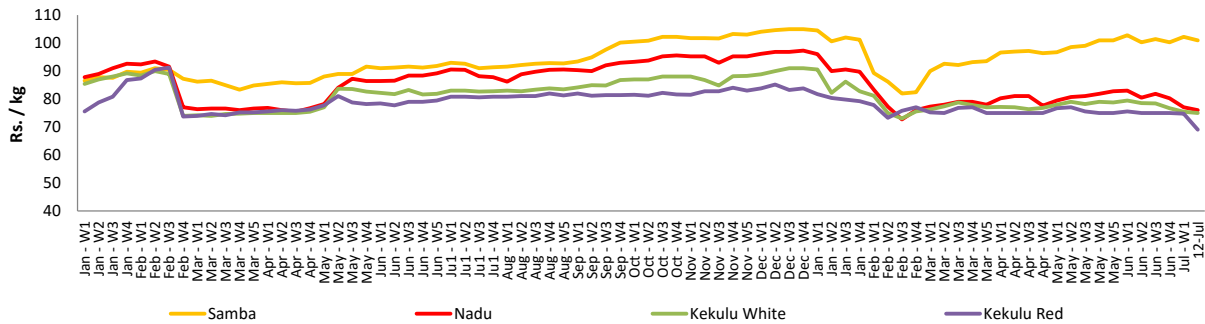
Rice

Item	Unit	Wholesale				Retail	
		Maradaghamula		Pettah		Pettah	
		Previous Week	Today	Previous Week	Today	Previous Week	Today
Samba	Rs./Kg	102.00	101.00	103.00	103.00	110.00	110.00
Nadu	Rs./Kg	77.00	76.00	77.00	75.00	85.00	80.00
Kekulu White	Rs./Kg	76.00	75.00	71.00	72.00	80.00	80.00
Kekulu Red	Rs./Kg	75.00	69.00	65.00	65.00	75.00	75.00

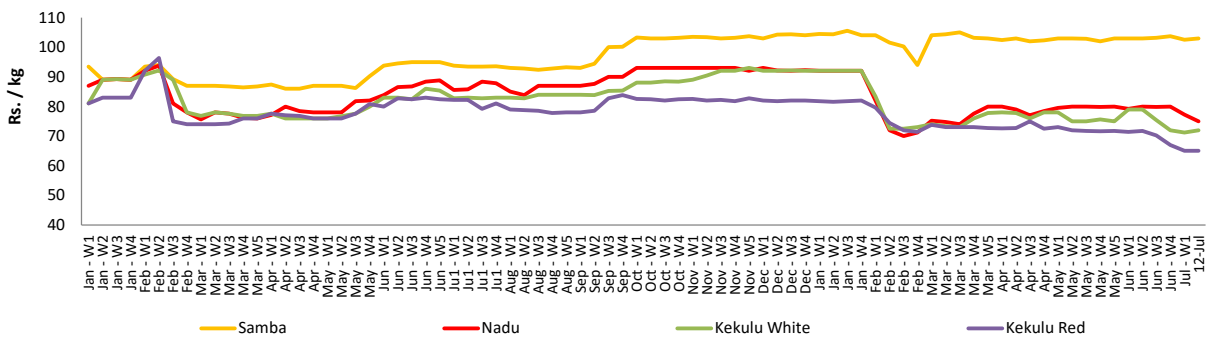
- Price increased by more than 5% compared to previous week average price.
- Price decreased by more than 5% compared to previous week average price.

Wholesale Prices

Marandaghamula

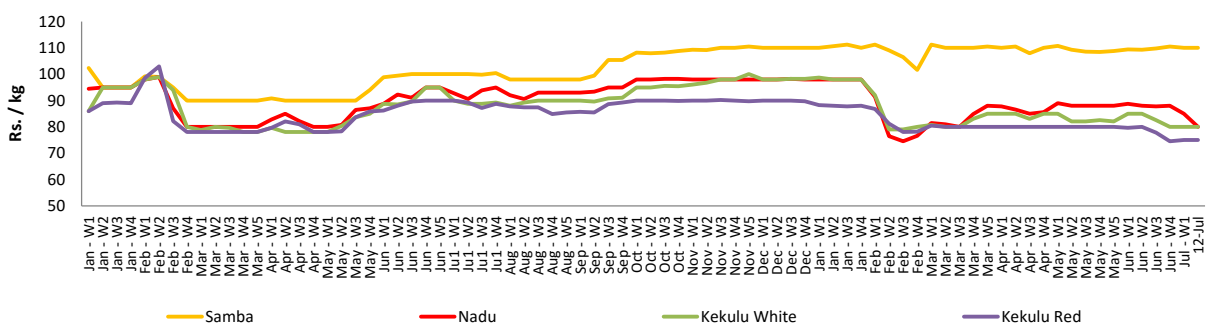


Pettah



Retail Prices

Pettah



Wholesale and Retail Prices of Selected Food Commodities - 2018/07/12

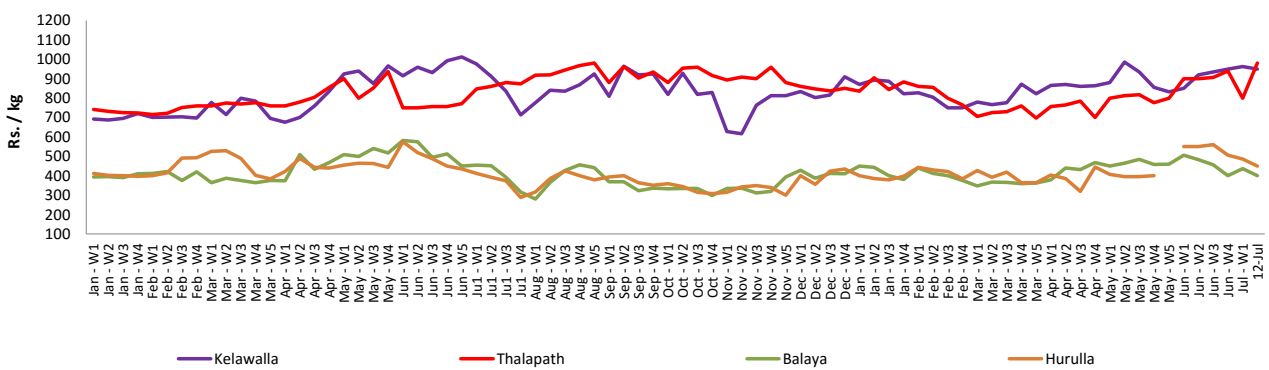
Fish

Item	Unit	Wholesale				Retail			
		Peliyagoda		Negombo		Peliyagoda		Negombo	
		Previous Week	Today	Previous Week	Today	Previous Week	Today	Previous Week	Today
Kelawalla	Rs./Kg	673.00	620.00	630.00	650.00	963.00	950.00	900.00	920.00
Thalapath	Rs./Kg	600.00	720.00	710.00	680.00	800.00	980.00	933.00	900.00
Balaya	Rs./Kg	338.00	300.00	400.00	360.00	438.00	400.00	600.00	500.00
Paraw	Rs./Kg	590.00	600.00	560.00	620.00	890.00	900.00	810.00	870.00
Salaya	Rs./Kg	205.00	180.00	143.00	180.00	253.00	240.00	230.00	250.00
Hurulla	Rs./Kg	387.00	350.00	347.00	340.00	487.00	450.00	450.00	440.00

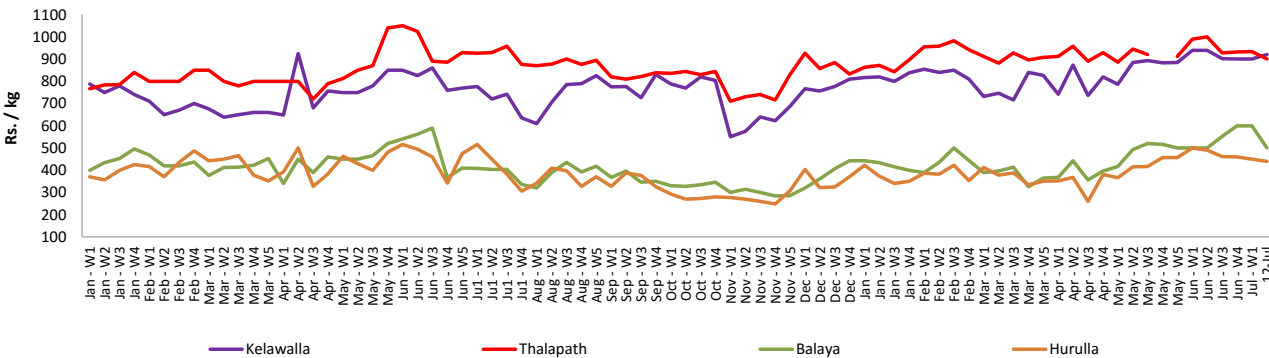
- Price increased by more than 5% compared to previous week average price.
- Price decreased by more than 5% compared to previous week average price.

Retail Prices

Peliyagoda



Negombo



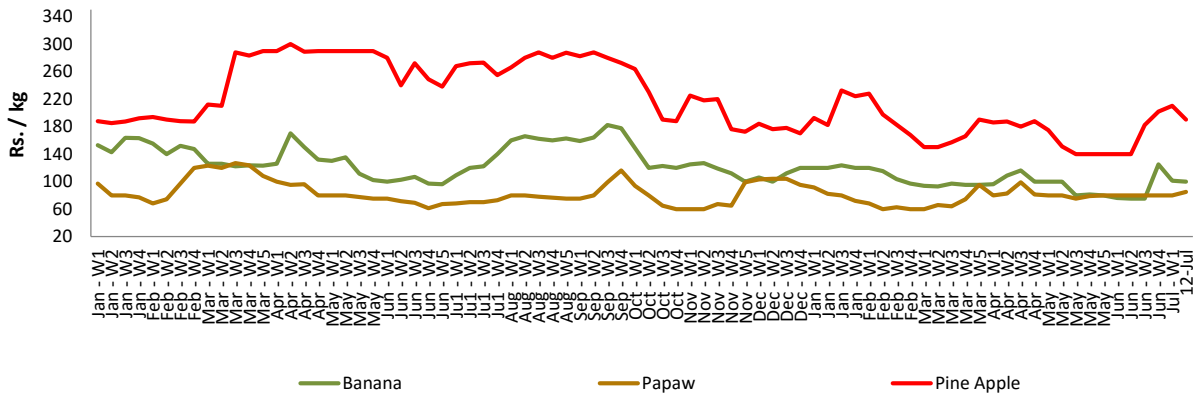
Wholesale and Retail Prices of Selected Food Commodities - 2018/07/12

Fruits

Item	Unit	Wholesale		Retail	
		Pettah			
		Previous Week	Today	Previous Week	Today
Banana (Sour)	Rs./Kg	58.00	60.00	101.00	100.00
Papaw	Rs./Kg	53.00	55.00	80.00	85.00
Pineapple	Rs./Kg	165.00	140.00	210.00	190.00

- Price increased by more than 5% compared to previous week average price.
- Price decreased by more than 5% compared to previous week average price.

Retail - Pettah



Wholesale and Retail Prices of Selected Food Commodities - 2018/07/12

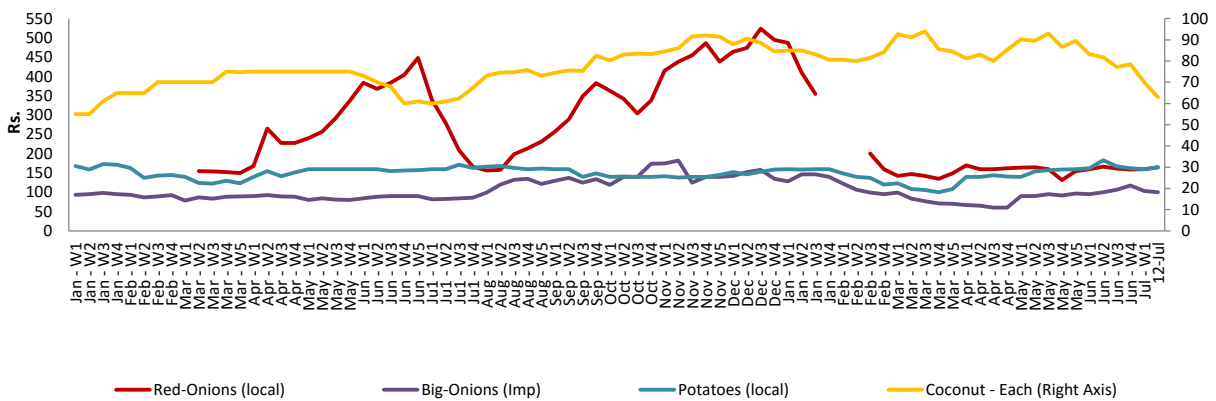
Other

Item	Unit	Wholesale				Retail			
		Pettah		Dambulla		Pettah		Dambulla	
		Previous Week	Today	Previous Week	Today *	Previous Week	Today	Previous Week	Today *
Red-Onions (local)	Rs./Kg	125.00	140.00	116.00	113.00	160.00	165.00	136.00	123.00
Red-Onions (Imp)	Rs./Kg	125.00	n.a.	100.00	n.a.	160.00	n.a.	111.00	n.a.
Big-Onions (local)	Rs./Kg	n.a.	n.a.	n.a.	n.a.	n.a.	n.a.	n.a.	n.a.
Big-Onions (Imp)	Rs./Kg	85.00	81.00	88.00	83.00	104.00	100.00	101.00	93.00
Potatoes (local)	Rs./Kg	135.00	135.00	124.00	n.a.	160.00	165.00	137.00	n.a.
Potatoes (Imp)	Rs./Kg	86.00	79.00			110.00	100.00		
Dried Chillies (Imp)	Rs./Kg	253.00	260.00	251.00	253.00	300.00	300.00	261.00	263.00
Coconut	Rs./Nut	55.00	50.00	57.00	38.00	70.00	63.00	64.00	44.00
Coconut oil	Rs./Ltr	353.00	360.00			378.00	380.00		
Dhal	Rs./Kg	104.00	108.00			116.00	120.00		
Sugar	Rs./Kg	93.00	93.00			105.00	105.00		
Eggs	Rs./Each	16.00	17.00			17.00	18.00		
Katta	Rs./Kg	800.00	840.00			850.00	890.00		
Sprats	Rs./Kg	500.00	500.00			550.00	550.00		

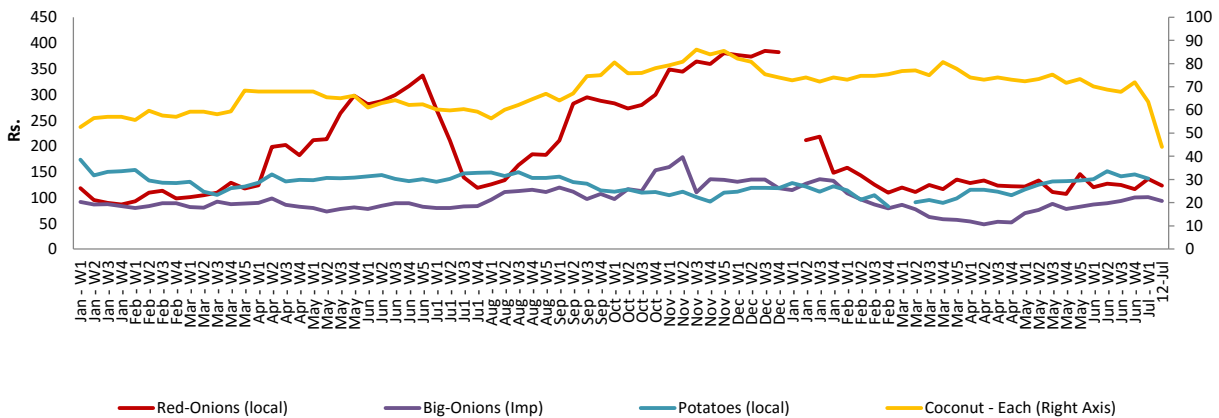
- Price increased by more than 5% compared to previous week average price.
- Price decreased by more than 5% compared to previous week average price.

Retail Prices

Pettah



Dambulla



* Prices of food commodities may vary due to quality and markets among other factors.