

Daily Price Report

A Summary of Price Developments - 10 July 2018



Vegetables

- Prices of most **vegetables varieties decreased** in both **Pettah** and **Dambulla** markets due to **better supply** from **Kandy** region.



Fruits

- Prices of **Pineapple decreased** in **Pettah** market due to **favourable supply** from **Gampaha** district.



Other

- Price of **Coconut** further **decreased** significantly in **Dambulla** market due to **supply from Kurunegala, Galewela** and **Melsiripura** area.



Wholesale and Retail Prices of Selected Food Commodities - 2018/07/10

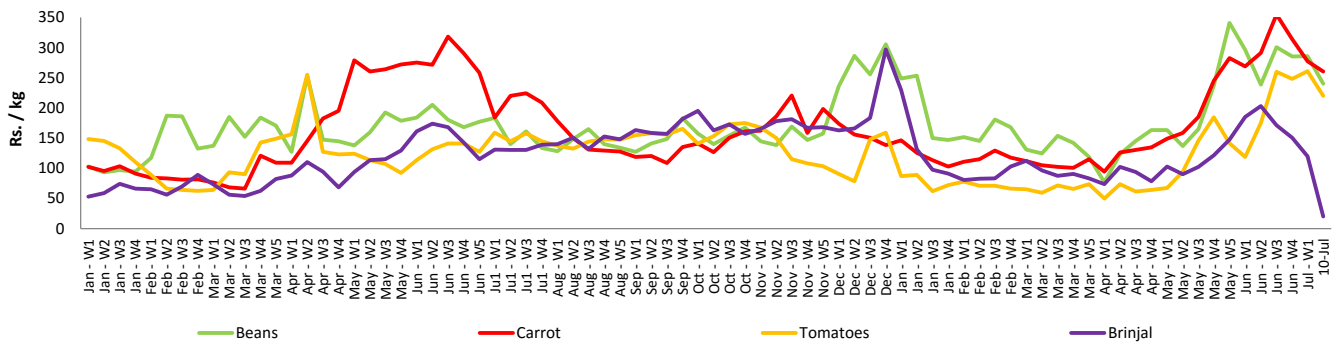
Vegetables

Item	Unit	Wholesale				Retail			
		Pettah		Dambulla		Pettah		Dambulla	
		Previous Week	Today	Previous Week	Today	Previous Week	Today	Previous Week	Today
Beans	Rs./Kg	244.00	190.00	223.00	235.00	286.00	240.00	245.00	255.00
Carrot	Rs./Kg	234.00	220.00	193.00	215.00	277.00	260.00	213.00	235.00
Cabbage	Rs./Kg	148.00	160.00	110.00	85.00	192.00	200.00	130.00	105.00
Tomatoes	Rs./Kg	219.00	180.00	190.00	115.00	261.00	220.00	210.00	135.00
Brinjal	Rs./Kg	81.00	80.00	73.00	55.00	120.00	20.00	93.00	75.00
Pumpkin	Rs./Kg	38.00	40.00	28.00	38.00	68.00	75.00	48.00	58.00
Snake gourd	Rs./Kg	123.00	115.00	76.00	73.00	154.00	160.00	96.00	93.00

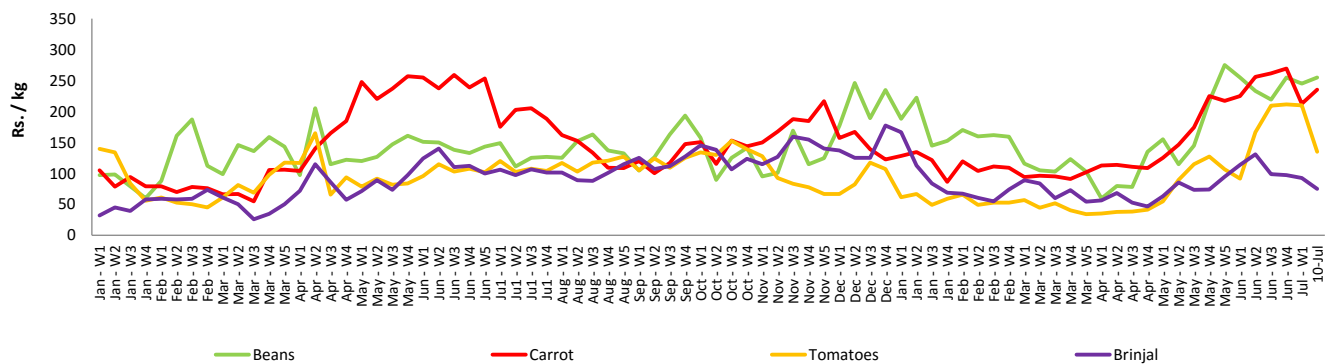
- Price increased by more than 5% compared to previous week average price.
- Price decreased by more than 5% compared to previous week average price.

Retail Prices

Pettah



Dambulla



Wholesale and Retail Prices of Selected Food Commodities - 2018/07/10

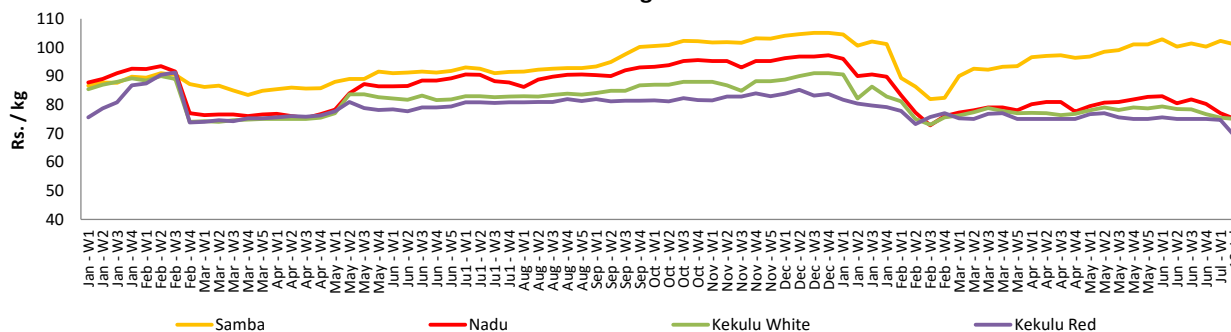
Rice

Item	Unit	Wholesale				Retail	
		Maradagahamula		Pettah		Pettah	
		Previous Week	Today	Previous Week	Today	Previous Week	Today
Samba	Rs./Kg	102.00	101.00	103.00	103.00	110.00	110.00
Nadu	Rs./Kg	77.00	75.00	77.00	75.00	85.00	85.00
Kekulu White	Rs./Kg	76.00	75.00	71.00	72.00	80.00	80.00
Kekulu Red	Rs./Kg	75.00	69.00	65.00	65.00	75.00	75.00

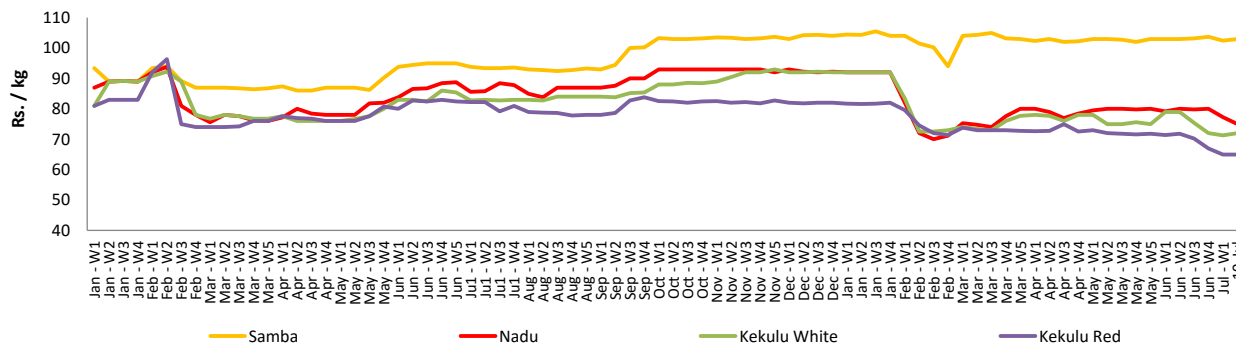
- Price increased by more than 5% compared to previous week average price.
- Price decreased by more than 5% compared to previous week average price.

Wholesale Prices

Marandagahamula

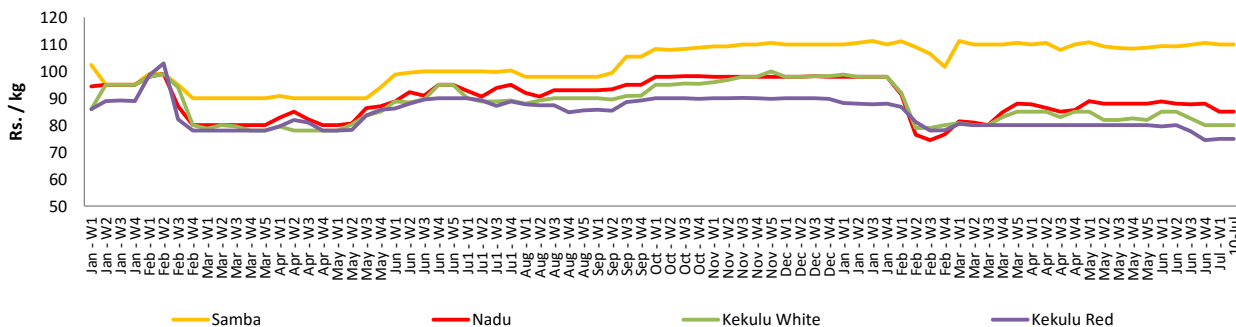


Pettah



Retail Prices

Pettah



Wholesale and Retail Prices of Selected Food Commodities - 2018/07/10

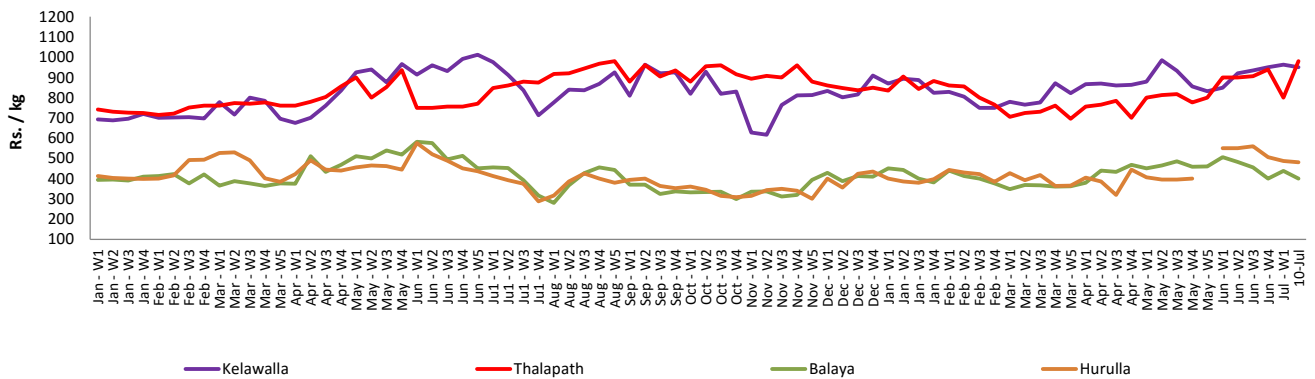
Fish

Item	Unit	Wholesale				Retail			
		Peliyagoda		Negombo		Peliyagoda		Negombo	
		Previous Week	Today	Previous Week	Today	Previous Week	Today	Previous Week	Today
Kelawalla	Rs./Kg	673.00	620.00	630.00	660.00	963.00	950.00	900.00	950.00
Thalapath	Rs./Kg	600.00	720.00	710.00	680.00	800.00	980.00	933.00	900.00
Balaya	Rs./Kg	338.00	300.00	400.00	360.00	438.00	400.00	600.00	500.00
Paraw	Rs./Kg	590.00	n.a.	560.00	620.00	890.00	n.a.	810.00	870.00
Salaya	Rs./Kg	205.00	180.00	143.00	160.00	253.00	240.00	230.00	230.00
Hurulla	Rs./Kg	387.00	380.00	347.00	360.00	487.00	480.00	450.00	450.00

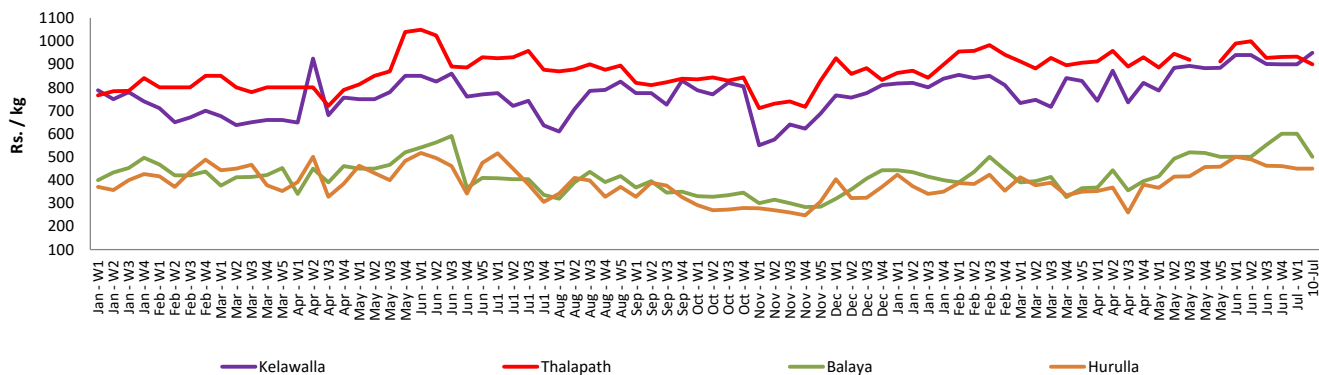
- Price increased by more than 5% compared to previous week average price.
- Price decreased by more than 5% compared to previous week average price.

Retail Prices

Peliyagoda



Negombo



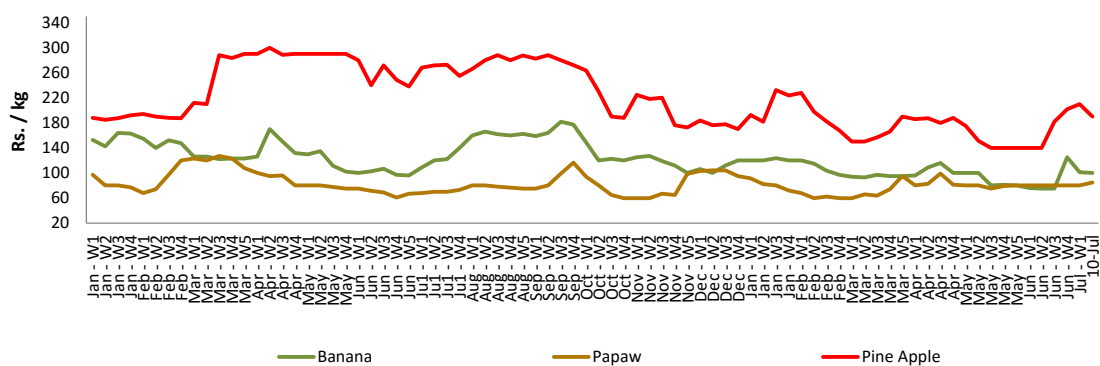
Wholesale and Retail Prices of Selected Food Commodities - 2018/07/10

Fruits

Item	Unit	Wholesale		Retail	
		Pettah			
		Previous Week	Today	Previous Week	Today
Banana (Sour)	Rs./Kg	58.00	60.00	101.00	100.00
Papaw	Rs./Kg	53.00	53.00	80.00	85.00
Pineapple	Rs./Kg	165.00	140.00	210.00	190.00

- Price increased by more than 5% compared to previous week average price.
- Price decreased by more than 5% compared to previous week average price.

Retail - Pettah



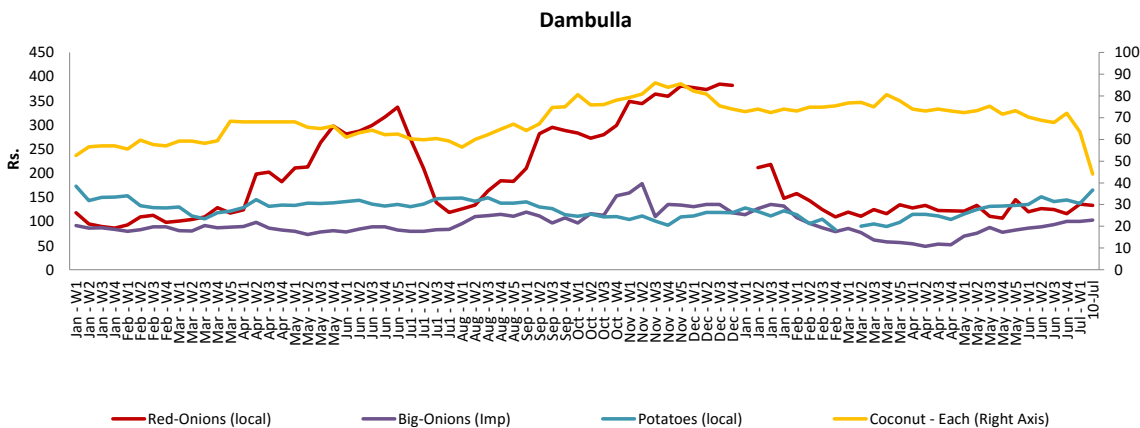
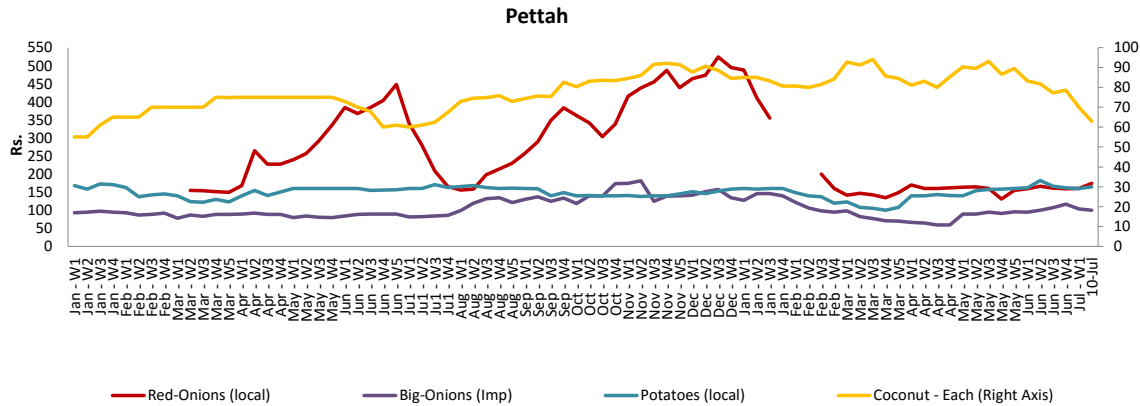
Wholesale and Retail Prices of Selected Food Commodities - 2018/07/10

Other

Item	Unit	Wholesale				Retail			
		Pettah		Dambulla		Pettah		Dambulla	
		Previous Week	Today	Previous Week	Today *	Previous Week	Today	Previous Week	Today *
Red-Onions (local)	Rs./Kg	125.00	140.00	116.00	118.00	160.00	175.00	136.00	133.00
Red-Onions (Imp)	Rs./Kg	125.00	n.a.	100.00	n.a.	160.00	n.a.	111.00	n.a.
Big-Onions (local)	Rs./Kg	n.a.	n.a.	n.a.	n.a.	n.a.	n.a.	n.a.	n.a.
Big-Onions (Imp)	Rs./Kg	85.00	82.00	88.00	82.00	104.00	100.00	101.00	103.00
Potatoes (local)	Rs./Kg	135.00	140.00	124.00	145.00	160.00	165.00	137.00	165.00
Potatoes (Imp)	Rs./Kg	86.00	78.00			110.00	100.00		
Dried Chillies (Imp)	Rs./Kg	253.00	260.00	251.00	263.00	300.00	300.00	261.00	273.00
Coconut	Rs./Nut	55.00	53.00	57.00	38.00	70.00	63.00	64.00	44.00
Coconut oil	Rs./Ltr	353.00	360.00			378.00	380.00		
Dhal	Rs./Kg	104.00	109.00			116.00	120.00		
Sugar	Rs./Kg	93.00	93.00			105.00	105.00		
Eggs	Rs./Each	16.00	16.50			17.00	17.50		
Katta	Rs./Kg	800.00	840.00			850.00	890.00		
Sprats	Rs./Kg	500.00	500.00			550.00	550.00		

- Price increased by more than 5% compared to previous week average price.
- Price decreased by more than 5% compared to previous week average price.

Retail Prices



* Prices of food commodities may vary due to quality and markets among other factors.