

Daily Price Report

A Summary of Price Developments - 05 July 2018



Vegetables

- Prices of **vegetables demonstrated mixed movements** in both **Pettah** and **Dambulla** markets.



Rice

- Price of **Nadu decreased** in both **Marandagahamula** and **Pettah** market reportedly due to **releasing of excess stocks** ahead the **Yala harvesting season**.



Other

- Price of **Coconut continued to remain at low levels** in both **Pettah** and **Dambulla** markets due to **favourable supply conditions**.
- Price of **imported Potatoes decreased** in **Pettah** due to higher level of **availability** of varieties from **Pakistan**.



Statistics Department
Central Bank of Sri Lanka

Wholesale and Retail Prices of Selected Food Commodities - 2018/07/05

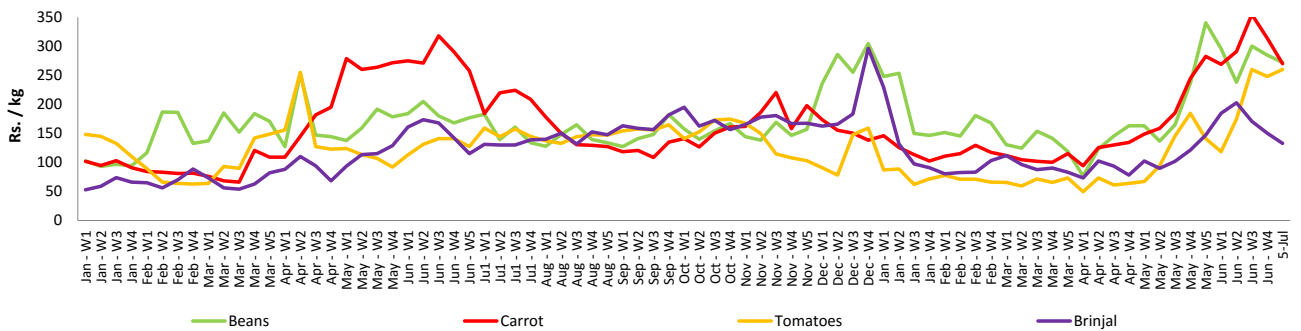
Vegetables

Item	Unit	Wholesale				Retail			
		Pettah		Dambulla		Pettah		Dambulla	
		Previous Week	Today	Previous Week	Today	Previous Week	Today	Previous Week	Today
Beans	Rs./Kg	229.00	237.00	235.00	225.00	285.00	273.00	255.00	245.00
Carrot	Rs./Kg	268.00	218.00	248.00	195.00	314.00	270.00	269.00	215.00
Cabbage	Rs./Kg	145.00	153.00	108.00	135.00	194.00	195.00	127.00	155.00
Tomatoes	Rs./Kg	203.00	213.00	192.00	195.00	248.00	260.00	212.00	215.00
Brinjal	Rs./Kg	104.00	83.00	78.00	45.00	150.00	133.00	97.00	65.00
Pumpkin	Rs./Kg	29.00	34.00	28.00	33.00	56.00	73.00	48.00	53.00
Snake gourd	Rs./Kg	113.00	123.00	89.00	78.00	151.00	153.00	109.00	98.00

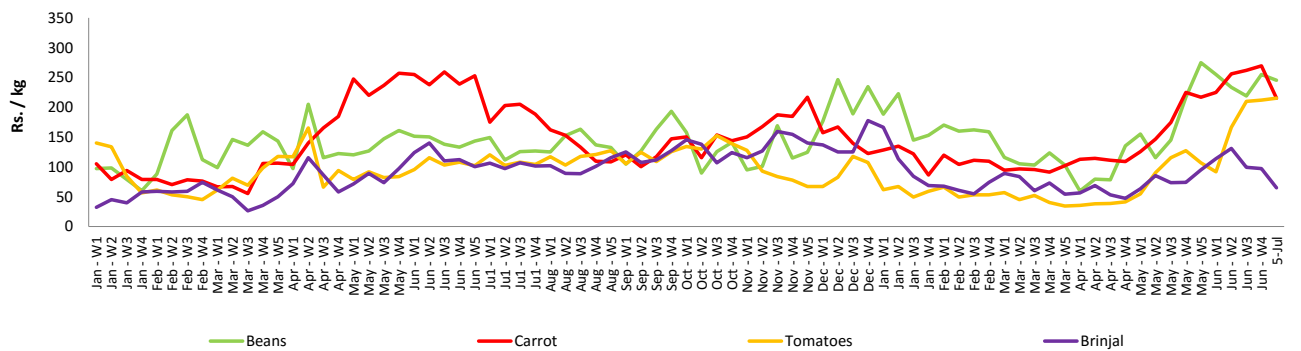
- Price increased by more than 5% compared to previous week average price.
- Price decreased by more than 5% compared to previous week average price.

Retail Prices

Pettah



Dambulla



Wholesale and Retail Prices of Selected Food Commodities - 2018/07/05

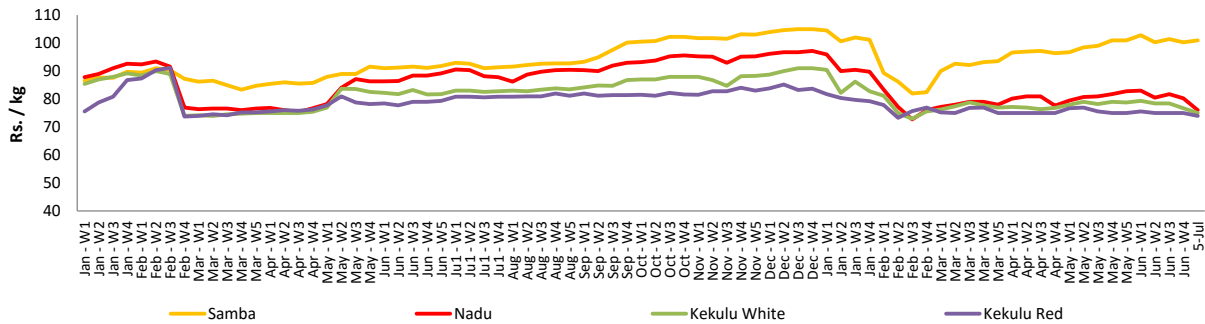
Rice

Item	Unit	Wholesale				Retail	
		Maradaghamula		Pettah		Pettah	
		Previous Week	Today	Previous Week	Today	Previous Week	Today
Samba	Rs./Kg	100.00	101.00	104.00	103.00	111.00	110.00
Nadu	Rs./Kg	80.00	76.00	80.00	75.00	88.00	85.00
Kekulu White	Rs./Kg	77.00	75.00	72.00	72.00	80.00	80.00
Kekulu Red	Rs./Kg	75.00	74.00	67.00	65.00	75.00	75.00

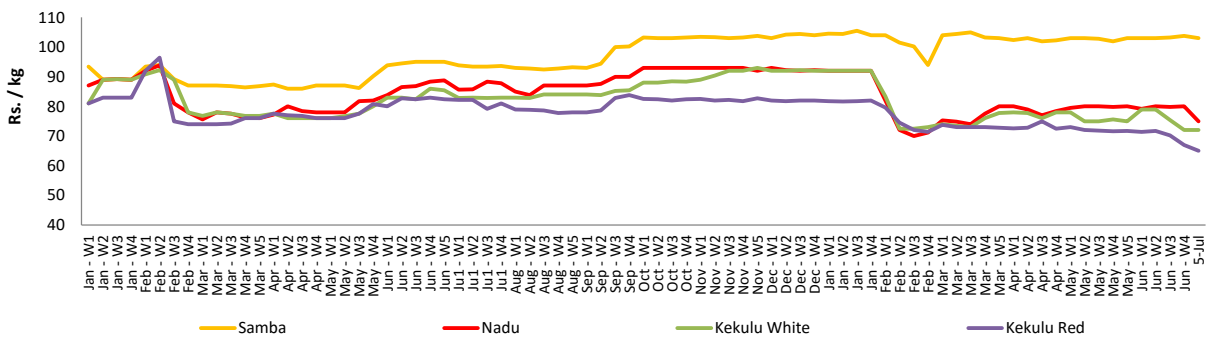
- Price increased by more than 5% compared to previous week average price.
- Price decreased by more than 5% compared to previous week average price.

Wholesale Prices

Marandaghamula

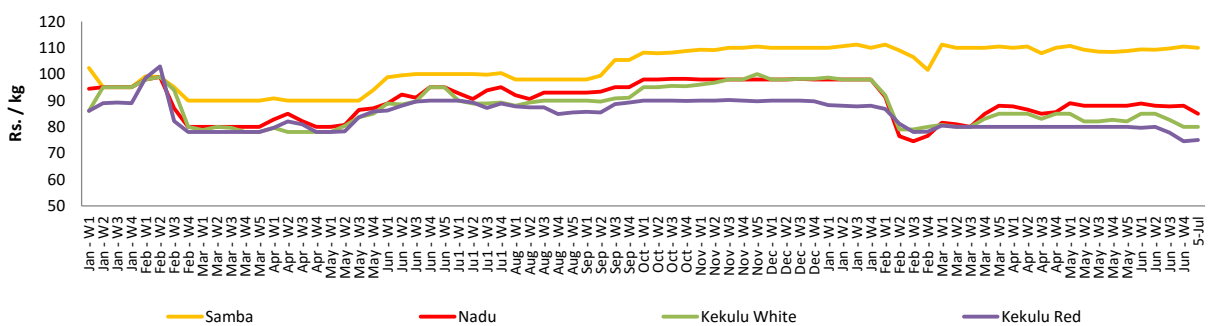


Pettah



Retail Prices

Pettah



Wholesale and Retail Prices of Selected Food Commodities - 2018/07/05

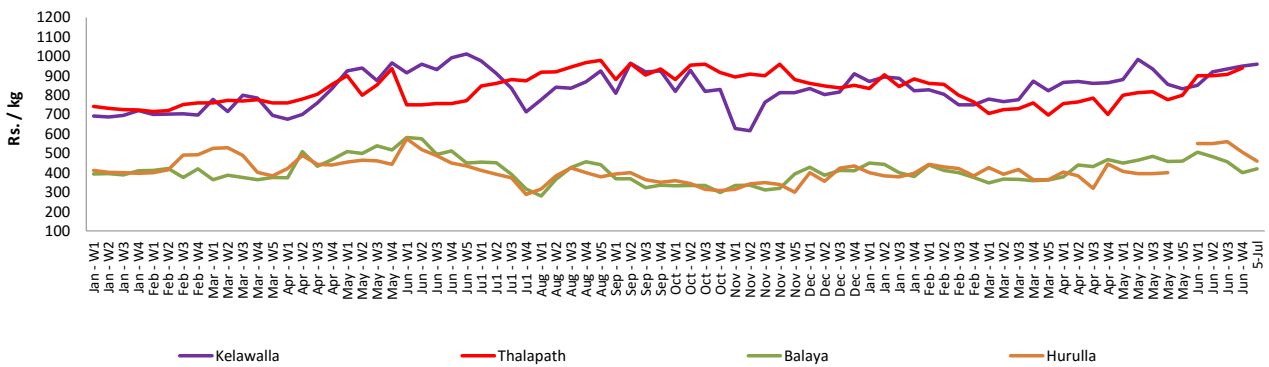
Fish

Item	Unit	Wholesale				Retail			
		Peliyagoda		Negombo		Peliyagoda		Negombo	
		Previous Week	Today	Previous Week	Today	Previous Week	Today	Previous Week	Today
Kelawalla	Rs./Kg	708.00	680.00	608.00	630.00	950.00	960.00	900.00	900.00
Thalapath	Rs./Kg	700.00	n.a.	710.00	730.00	940.00	n.a.	933.00	950.00
Balaya	Rs./Kg	300.00	320.00	400.00	400.00	400.00	420.00	600.00	600.00
Paraw	Rs./Kg	550.00	600.00	575.00	580.00	900.00	900.00	800.00	830.00
Salaya	Rs./Kg	228.00	180.00	143.00	140.00	268.00	240.00	228.00	240.00
Hurulla	Rs./Kg	407.00	360.00	360.00	360.00	507.00	460.00	460.00	450.00

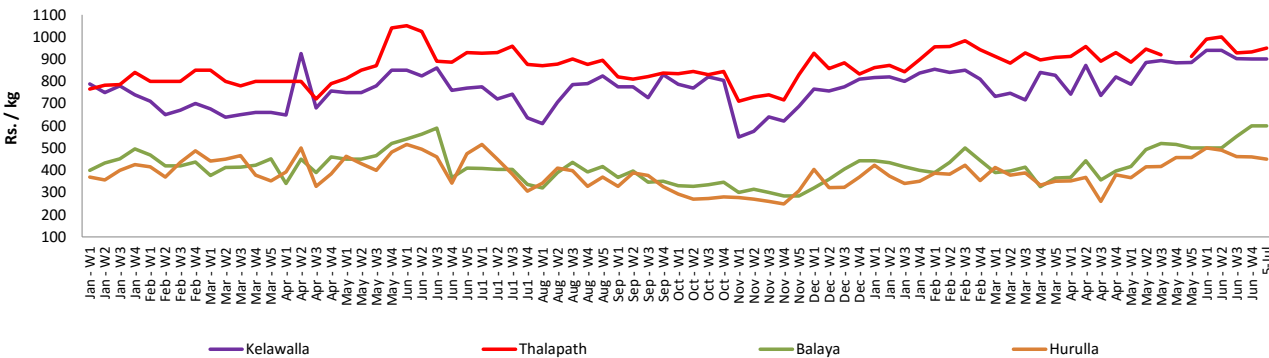
- Price increased by more than 5% compared to previous week average price.
- Price decreased by more than 5% compared to previous week average price.

Retail Prices

Peliyagoda



Negombo



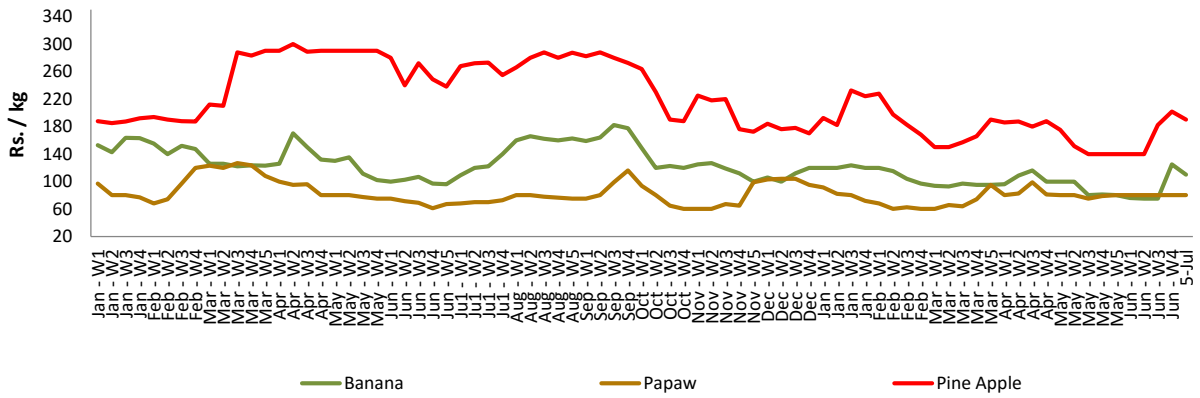
Wholesale and Retail Prices of Selected Food Commodities - 2018/07/05

Fruits

Item	Unit	Wholesale		Retail	
		Pettah			
		Previous Week	Today	Previous Week	Today
Banana (Sour)	Rs./Kg	55.00	60.00	100.00	110.00
Papaw	Rs./Kg	50.00	50.00	80.00	80.00
Pineapple	Rs./Kg	165.00	140.00	202.00	190.00

- Price increased by more than 5% compared to previous week average price.
- Price decreased by more than 5% compared to previous week average price.

Retail - Pettah



Wholesale and Retail Prices of Selected Food Commodities - 2018/07/05

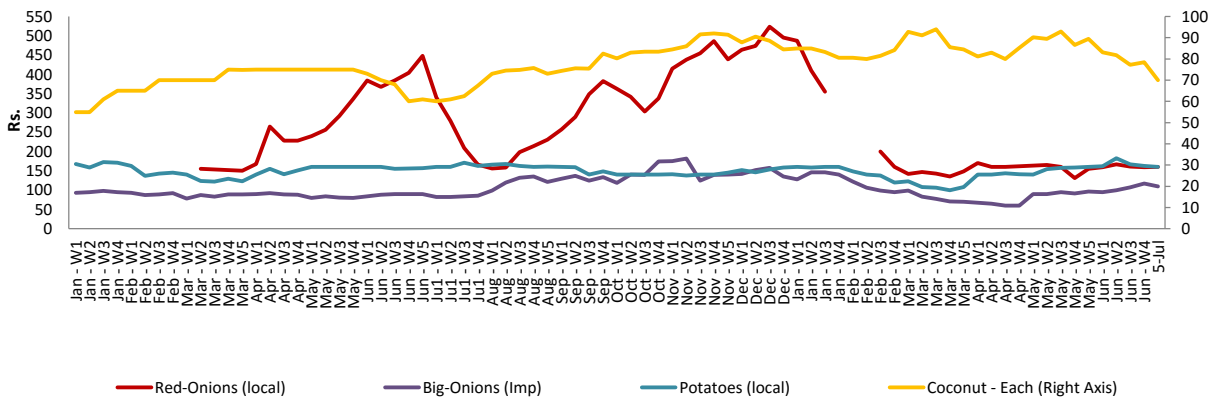
Other

Item	Unit	Wholesale				Retail			
		Pettah		Dambulla		Pettah		Dambulla	
		Previous Week	Today	Previous Week	Today *	Previous Week	Today	Previous Week	Today *
Red-Onions (local)	Rs./Kg	123.00	120.00	104.00	n.a.	159.00	160.00	116.00	n.a.
Red-Onions (Imp)	Rs./Kg	120.00	120.00	117.00	118.00	160.00	160.00	128.00	123.00
Big-Onions (local)	Rs./Kg	n.a.	n.a.	n.a.	n.a.	n.a.	n.a.	n.a.	n.a.
Big-Onions (Imp)	Rs./Kg	92.00	87.00	90.00	87.00	118.00	110.00	100.00	98.00
Potatoes (local)	Rs./Kg	132.00	130.00	135.00	n.a.	163.00	160.00	145.00	n.a.
Potatoes (Imp)	Rs./Kg	105.00	85.00			126.00	100.00		
Dried Chillies (Imp)	Rs./Kg	259.00	260.00	246.00	268.00	300.00	300.00	256.00	278.00
Coconut	Rs./Nut	65.00	55.00	65.00	53.00	79.00	70.00	72.00	59.00
Coconut oil	Rs./Ltr	360.00	360.00			380.00	380.00		
Dhal	Rs./Kg	108.00	108.00			120.00	120.00		
Sugar	Rs./Kg	94.00	93.00			105.00	105.00		
Eggs	Rs./Each	16.00	16.00			17.00	17.00		
Katta	Rs./Kg	800.00	800.00			850.00	850.00		
Sprats	Rs./Kg	500.00	500.00			550.00	550.00		

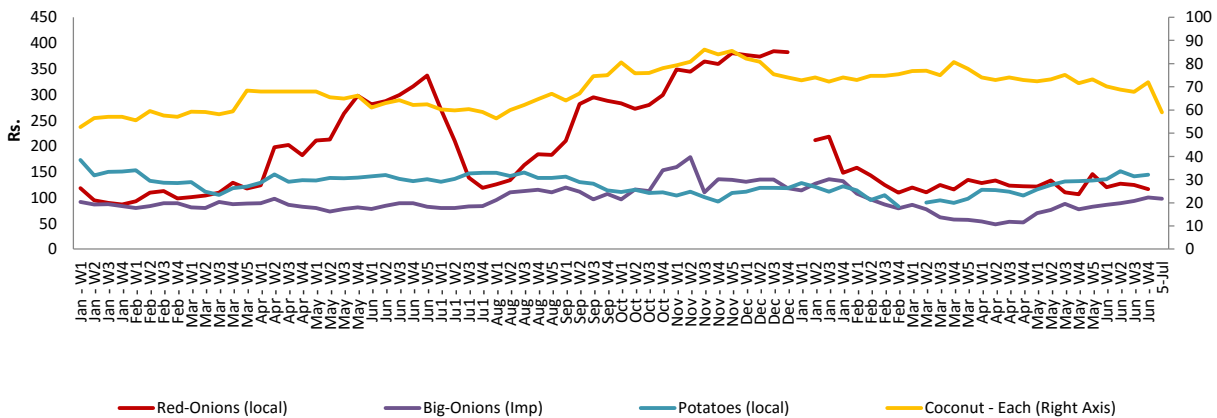
- Price increased by more than 5% compared to previous week average price.
- Price decreased by more than 5% compared to previous week average price.

Retail Prices

Pettah



Dambulla



* Prices of food commodities may vary due to quality and markets among other factors.