

Daily Price Report

A Summary of Price Developments - 03 July 2018



Vegetables

- Prices of **vegetables demonstrated mixed movements** in both **Pettah** and **Dambulla** markets.
- Price of **Carrot** that **remained at higher levels** during past few weeks has **decreased** with **favourable supply** from **Nuwaraeliya** area.



Other

- Price of **Coconut decreased** in both **Pettah** and **Dambulla** markets due to **favourable supply conditions**.



Statistics Department
Central Bank of Sri Lanka

Wholesale and Retail Prices of Selected Food Commodities - 2018/07/03

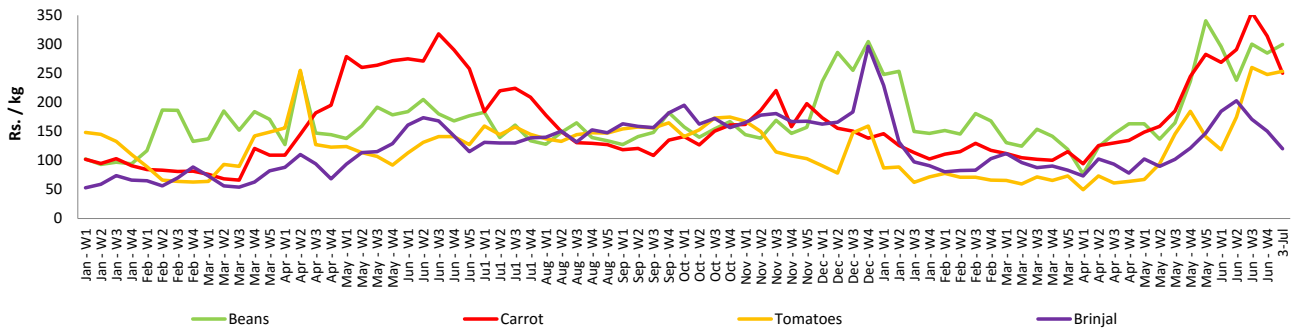
Vegetables

Item	Unit	Wholesale				Retail			
		Pettah		Dambulla		Pettah		Dambulla	
		Previous Week	Today	Previous Week	Today	Previous Week	Today	Previous Week	Today
Beans	Rs./Kg	229.00	257.00	235.00	205.00	285.00	300.00	255.00	235.00
Carrot	Rs./Kg	268.00	217.00	248.00	175.00	314.00	250.00	269.00	195.00
Cabbage	Rs./Kg	145.00	140.00	108.00	105.00	194.00	187.00	127.00	125.00
Tomatoes	Rs./Kg	203.00	213.00	192.00	215.00	248.00	253.00	212.00	235.00
Brinjal	Rs./Kg	104.00	87.00	78.00	105.00	150.00	120.00	97.00	125.00
Pumpkin	Rs./Kg	29.00	43.00	28.00	33.00	56.00	67.00	48.00	53.00
Snake gourd	Rs./Kg	113.00	123.00	89.00	75.00	151.00	147.00	109.00	95.00

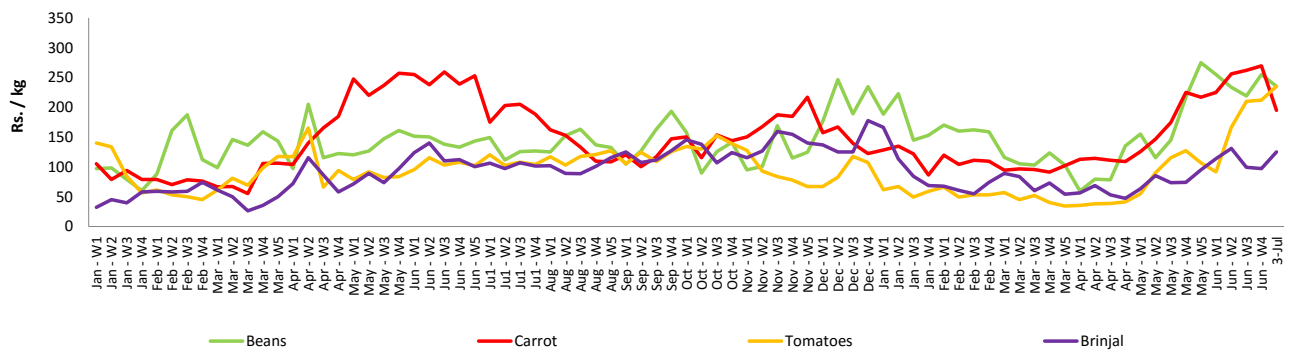
- Price increased by more than 5% compared to previous week average price.
- Price decreased by more than 5% compared to previous week average price.

Retail Prices

Pettah



Dambulla



Wholesale and Retail Prices of Selected Food Commodities - 2018/07/03

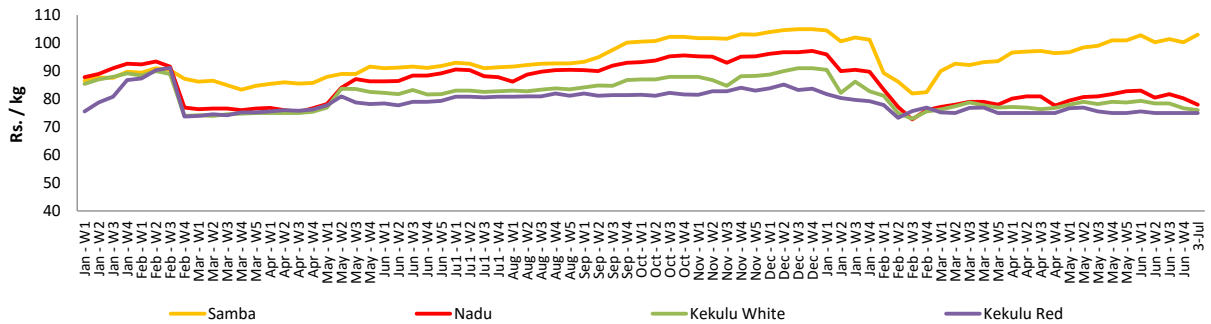
Rice

Item	Unit	Wholesale				Retail	
		Maradagahamula		Pettah		Pettah	
		Previous Week	Today	Previous Week	Today	Previous Week	Today
Samba	Rs./Kg	100.00	103.00	104.00	102.00	111.00	110.00
Nadu	Rs./Kg	80.00	78.00	80.00	78.00	88.00	85.00
Kekulu White	Rs./Kg	77.00	76.00	72.00	71.00	80.00	80.00
Kekulu Red	Rs./Kg	75.00	75.00	67.00	65.00	75.00	75.00

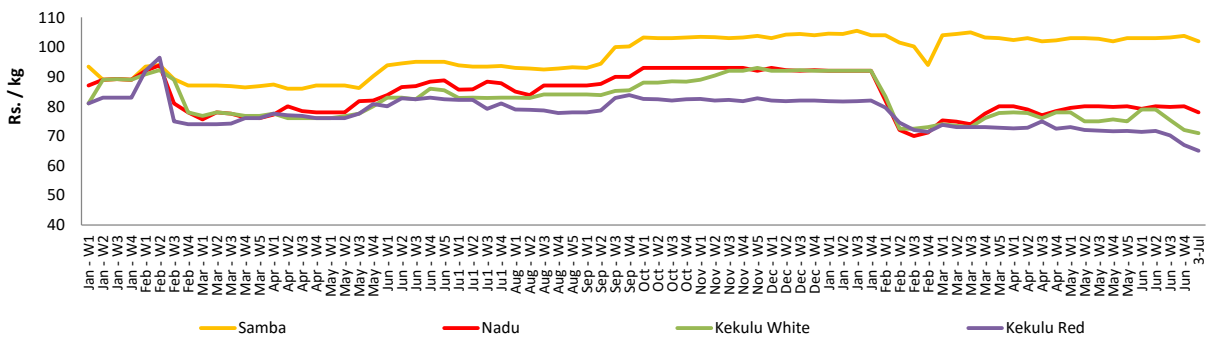
- Price increased by more than 5% compared to previous week average price.
- Price decreased by more than 5% compared to previous week average price.

Wholesale Prices

Marandagahamula

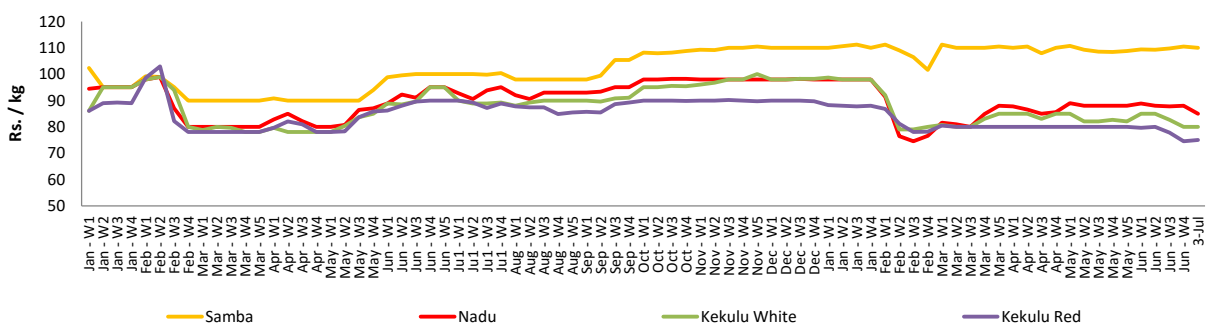


Pettah



Retail Prices

Pettah



Wholesale and Retail Prices of Selected Food Commodities - 2018/07/03

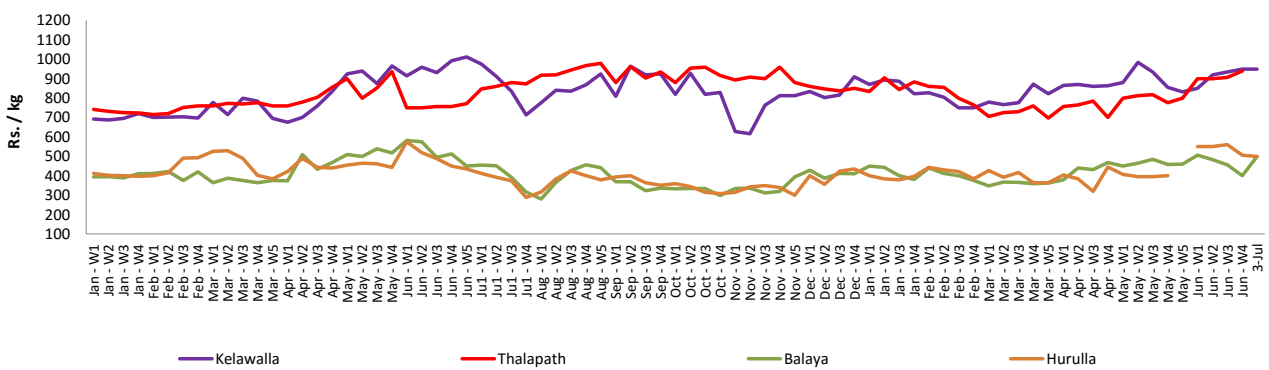
Fish

Item	Unit	Wholesale				Retail			
		Peliyagoda		Negombo		Peliyagoda		Negombo	
		Previous Week	Today	Previous Week	Today	Previous Week	Today	Previous Week	Today
Kelawalla	Rs./Kg	708.00	640.00	608.00	620.00	950.00	950.00	900.00	900.00
Thalapath	Rs./Kg	700.00	n.a.	710.00	720.00	940.00	n.a.	933.00	950.00
Balaya	Rs./Kg	300.00	400.00	400.00	400.00	400.00	500.00	600.00	600.00
Paraw	Rs./Kg	550.00	580.00	575.00	550.00	900.00	880.00	800.00	800.00
Salaya	Rs./Kg	228.00	220.00	143.00	140.00	268.00	260.00	228.00	220.00
Hurulla	Rs./Kg	407.00	400.00	360.00	330.00	507.00	500.00	460.00	450.00

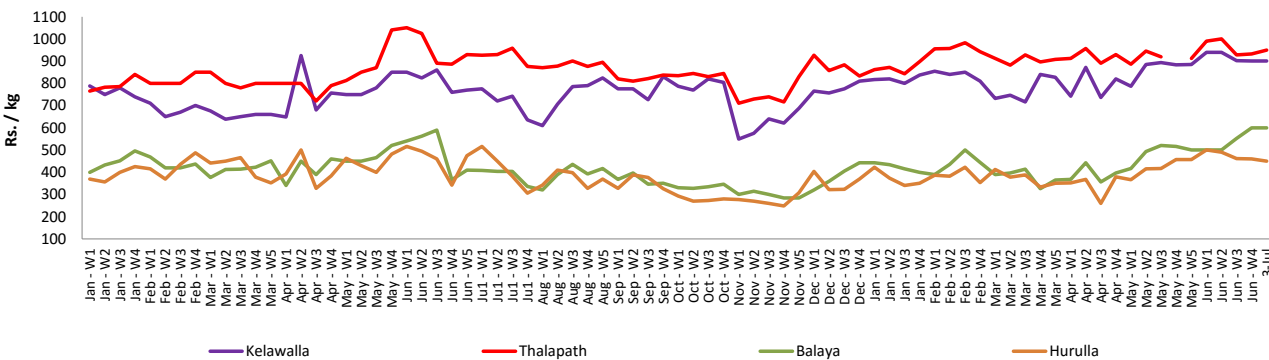
- Price increased by more than 5% compared to previous week average price.
- Price decreased by more than 5% compared to previous week average price.

Retail Prices

Peliyagoda



Negombo



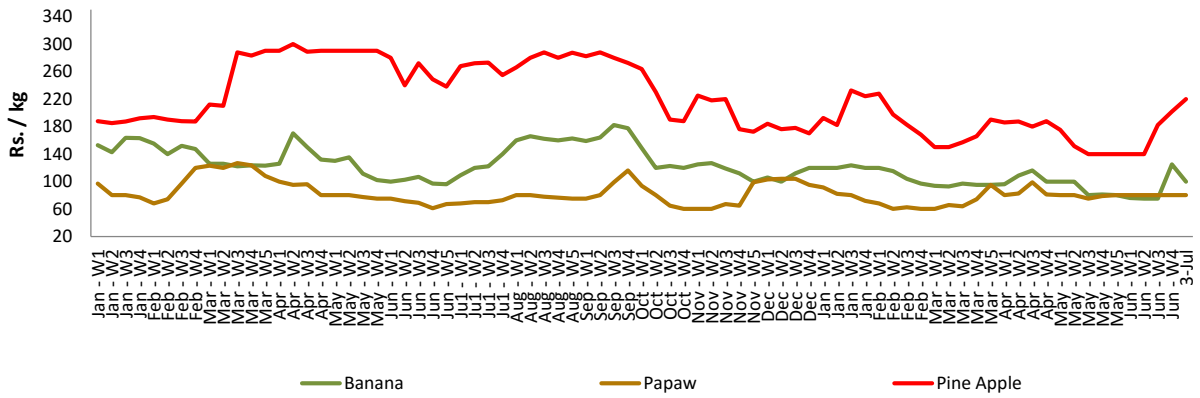
Wholesale and Retail Prices of Selected Food Commodities - 2018/07/03

Fruits

Item	Unit	Wholesale		Retail	
		Pettah			
		Previous Week	Today	Previous Week	Today
Banana (Sour)	Rs./Kg	55.00	55.00	100.00	100.00
Papaw	Rs./Kg	50.00	50.00	80.00	80.00
Pineapple	Rs./Kg	165.00	180.00	202.00	220.00

- Price increased by more than 5% compared to previous week average price.
- Price decreased by more than 5% compared to previous week average price.

Retail - Pettah



Wholesale and Retail Prices of Selected Food Commodities - 2018/07/03

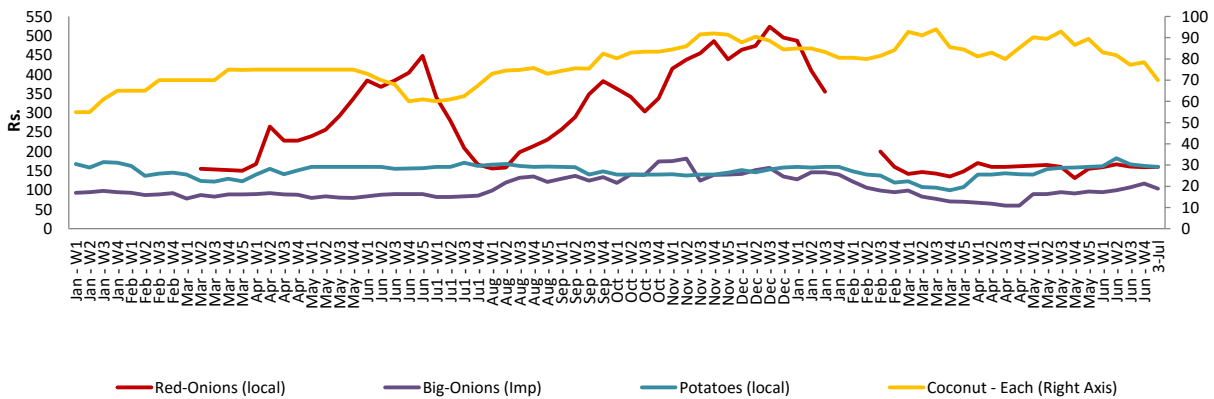
Other

Item	Unit	Wholesale				Retail			
		Pettah		Dambulla		Pettah		Dambulla	
		Previous Week	Today	Previous Week	Today *	Previous Week	Today	Previous Week	Today *
Red-Onions (local)	Rs./Kg	123.00	130.00	104.00	125.00	159.00	160.00	116.00	145.00
Red-Onions (Imp)	Rs./Kg	120.00	130.00	117.00	83.00	160.00	160.00	128.00	103.00
Big-Onions (local)	Rs./Kg	n.a.	0.00	n.a.	0.00	n.a.	0.00	n.a.	0.00
Big-Onions (Imp)	Rs./Kg	92.00	84.00	90.00	83.00	118.00	104.00	100.00	103.00
Potatoes (local)	Rs./Kg	132.00	140.00	135.00	125.00	163.00	160.00	145.00	145.00
Potatoes (Imp)	Rs./Kg	105.00	88.00			126.00	120.00		
Dried Chillies (Imp)	Rs./Kg	259.00	250.00	246.00	248.00	300.00	300.00	256.00	258.00
Coconut	Rs./Nut	65.00	55.00	65.00	58.00	79.00	70.00	72.00	67.00
Coconut oil	Rs./Ltr	360.00	350.00			380.00	380.00		
Dhal	Rs./Kg	108.00	103.00			120.00	115.00		
Sugar	Rs./Kg	94.00	93.00			105.00	105.00		
Eggs	Rs./Each	16.00	15.50			17.00	16.50		
Katta	Rs./Kg	800.00	800.00			850.00	850.00		
Sprats	Rs./Kg	500.00	500.00			550.00	550.00		

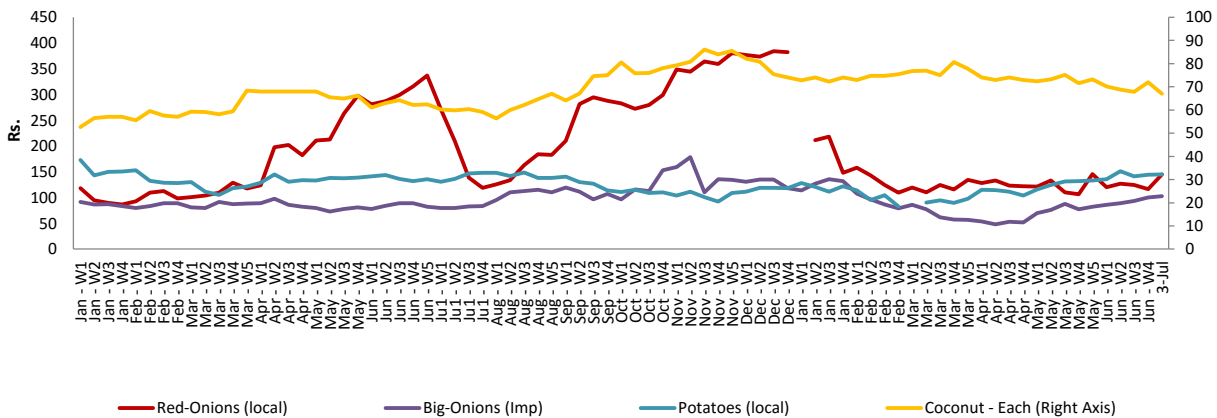
- Price increased by more than 5% compared to previous week average price.
- Price decreased by more than 5% compared to previous week average price.

Retail Prices

Pettah



Dambulla



* Prices of food commodities may vary due to quality and markets among other factors.