

Daily Price Report

A Summary of Price Developments - 29 June 2018



Vegetables

- Prices of **vegetables demonstrated mixed movements** in **Pettah** market where prices of certain **up-country vegetables declined** due to **improved supply conditions**.



Rice

- Prices of **Kekulu Red decreased** in **Pettah** market due to **favourable supply** from **Tissamaharama** area.



Fruits

- Prices of **Banana** and **Pineapple increased** in **Pettah** market due to **low supply** from **Embilipitiya** and **Dompe** areas respectively.



Statistics Department
Central Bank of Sri Lanka

Wholesale and Retail Prices of Selected Food Commodities - 2018/06/29

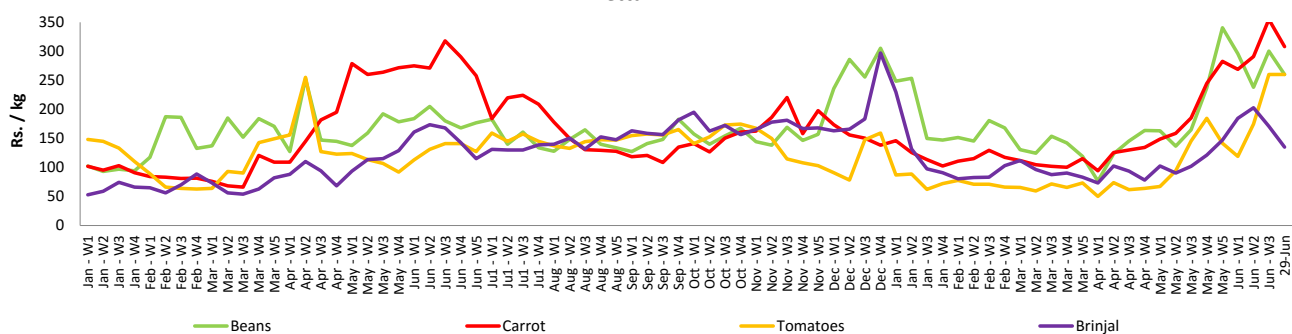
Vegetables

Item	Unit	Wholesale				Retail			
		Pettah		Dambulla		Pettah		Dambulla	
		Previous Week	Today	Previous Week	Today	Previous Week	Today	Previous Week	Today
Beans	Rs./Kg	249.00	208.00	197.00	175.00	300.00	260.00	219.00	195.00
Carrot	Rs./Kg	311.00	263.00	243.00	205.00	355.00	308.00	262.00	228.00
Cabbage	Rs./Kg	128.00	156.00	97.00	123.00	168.00	205.00	117.00	140.00
Tomatoes	Rs./Kg	216.00	220.00	189.00	195.00	260.00	260.00	210.00	215.00
Brinjal	Rs./Kg	126.00	102.00	77.00	83.00	171.00	135.00	99.00	100.00
Pumpkin	Rs./Kg	29.00	31.00	26.00	33.00	56.00	60.00	46.00	53.00
Snake gourd	Rs./Kg	109.00	120.00	97.00	95.00	148.00	158.00	117.00	115.00

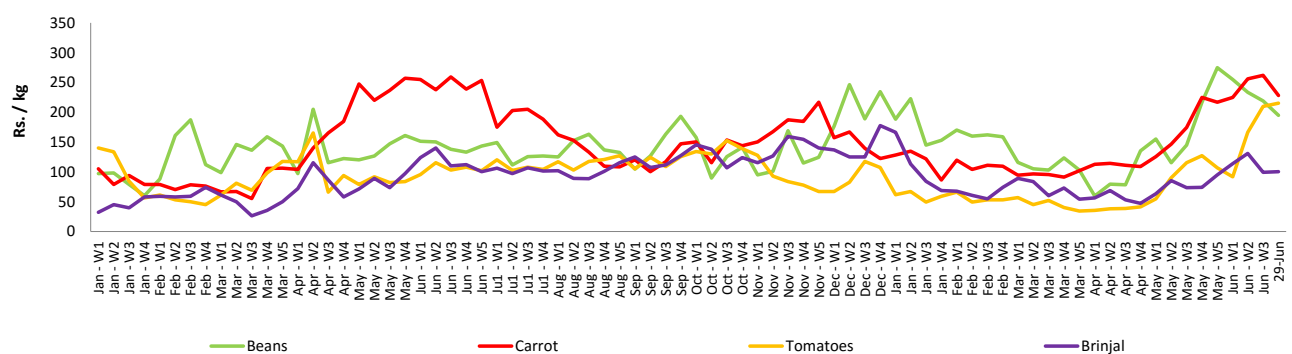
- Price increased by more than 5% compared to previous week average price.
- Price decreased by more than 5% compared to previous week average price.

Retail Prices

Pettah



Dambulla



Wholesale and Retail Prices of Selected Food Commodities - 2018/06/29

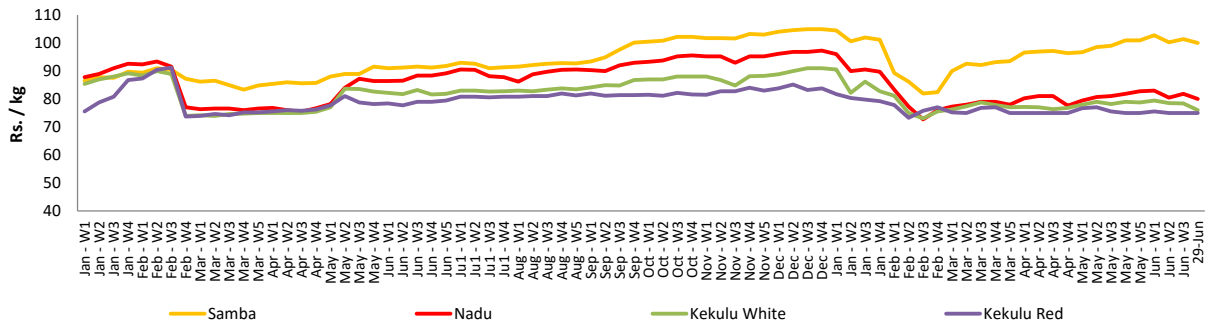
Rice

Item	Unit	Wholesale				Retail	
		Maradagahamula		Pettah		Pettah	
		Previous Week	Today	Previous Week	Today	Previous Week	Today
Samba	Rs./Kg	101.00	100.00	103.00	106.00	110.00	112.00
Nadu	Rs./Kg	82.00	80.00	80.00	80.00	88.00	88.00
Kekulu White	Rs./Kg	78.00	76.00	75.00	72.00	83.00	80.00
Kekulu Red	Rs./Kg	75.00	75.00	70.00	64.00	78.00	73.00

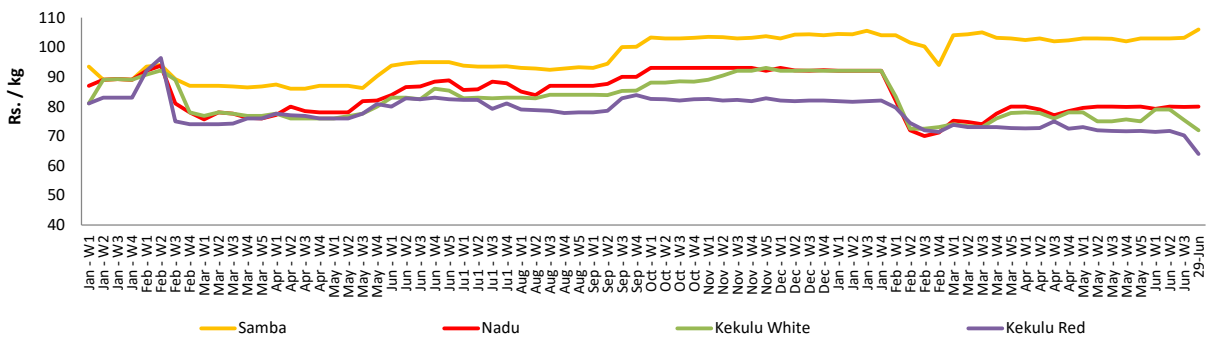
- Price increased by more than 5% compared to previous week average price.
- Price decreased by more than 5% compared to previous week average price.

Wholesale Prices

Marandagahamula

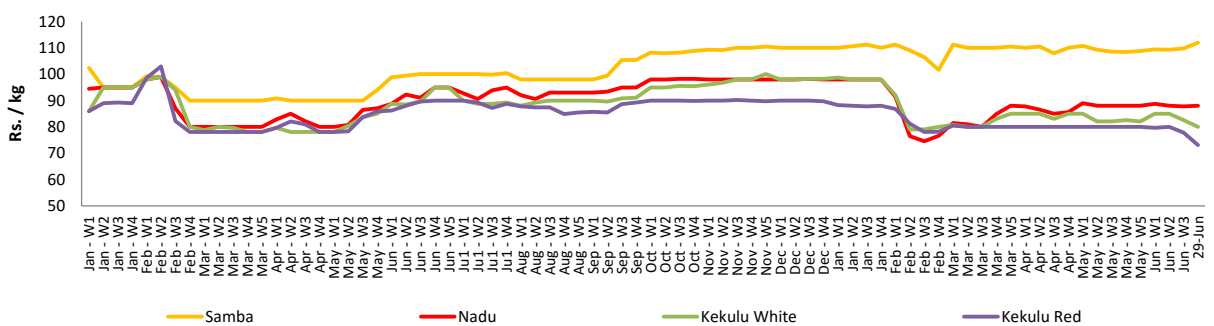


Pettah



Retail Prices

Pettah



Wholesale and Retail Prices of Selected Food Commodities - 2018/06/29

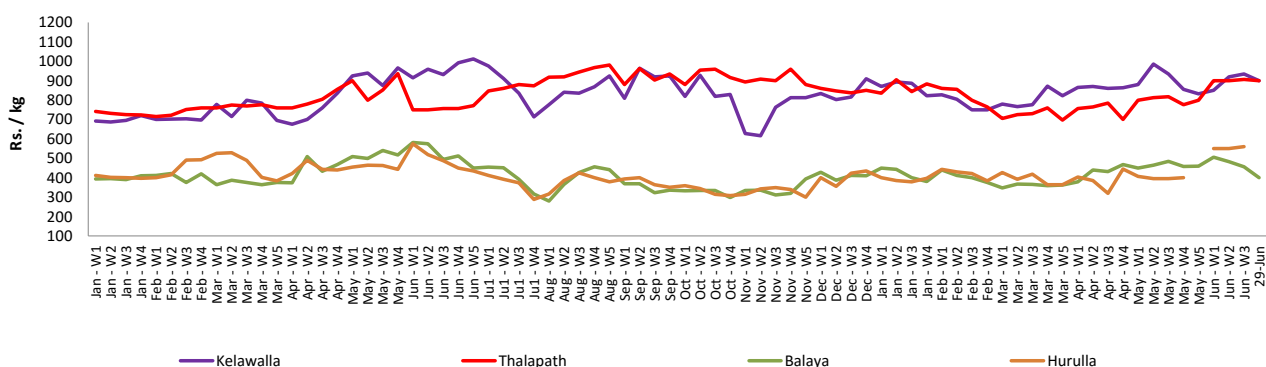
Fish

Item	Unit	Wholesale				Retail			
		Peliyagoda		Negombo		Peliyagoda		Negombo	
		Previous Week	Today	Previous Week	Today	Previous Week	Today	Previous Week	Today
Kelawalla	Rs./Kg	663.00	680.00	634.00	630.00	935.00	900.00	902.00	900.00
Thalapath	Rs./Kg	677.00	650.00	712.00	700.00	907.00	900.00	928.00	930.00
Balaya	Rs./Kg	356.00	300.00	382.00	400.00	456.00	400.00	552.00	600.00
Paraw	Rs./Kg	676.00	550.00	616.00	550.00	1010.00	900.00	816.00	800.00
Salaya	Rs./Kg	182.00	220.00	152.00	140.00	240.00	260.00	224.00	240.00
Hurulla	Rs./Kg	460.00	n.a.	356.00	360.00	560.00	n.a.	462.00	460.00

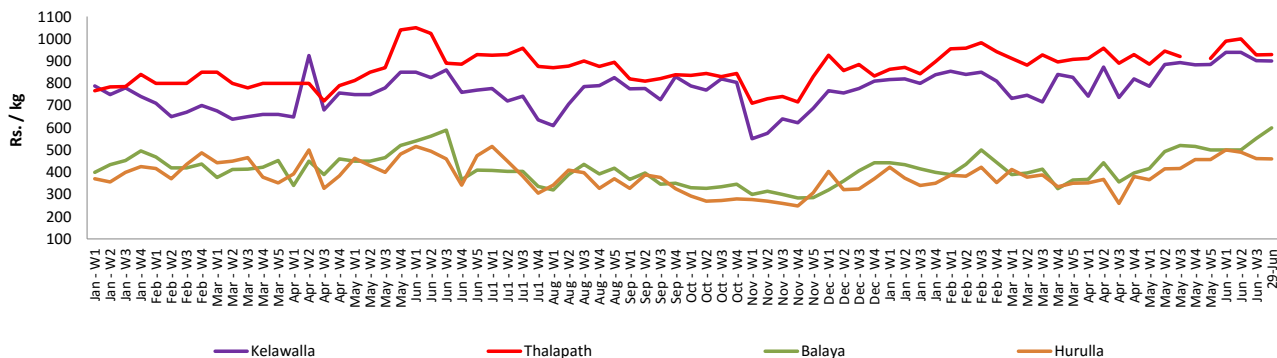
- Price increased by more than 5% compared to previous week average price.
- Price decreased by more than 5% compared to previous week average price.

Retail Prices

Peliyagoda



Negombo



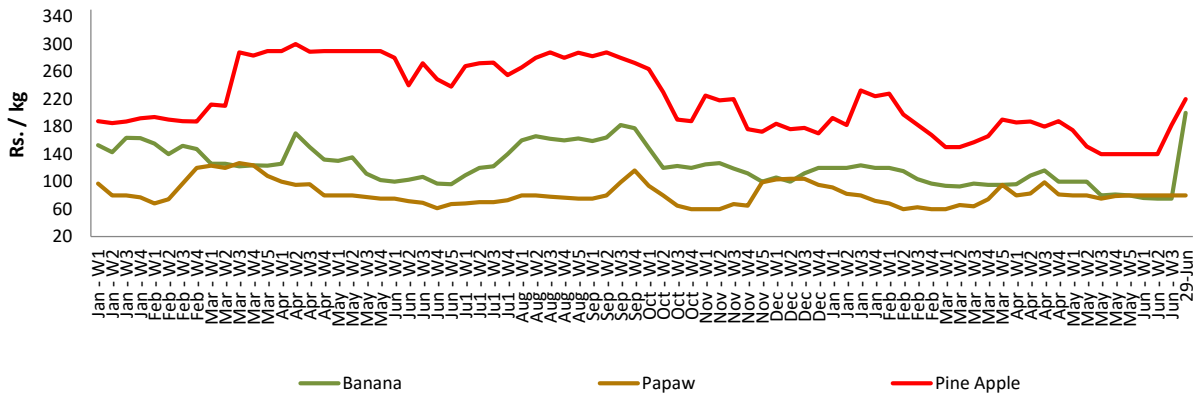
Wholesale and Retail Prices of Selected Food Commodities - 2018/06/29

Fruits

Item	Unit	Wholesale		Retail	
		Pettah			
		Previous Week	Today	Previous Week	Today
Banana (Sour)	Rs./Kg	40.00	55.00	75.00	200.00
Papaw	Rs./Kg	52.00	50.00	80.00	80.00
Pineapple	Rs./Kg	138.00	180.00	182.00	220.00

- Price increased by more than 5% compared to previous week average price.
- Price decreased by more than 5% compared to previous week average price.

Retail - Pettah



Wholesale and Retail Prices of Selected Food Commodities - 2018/06/29

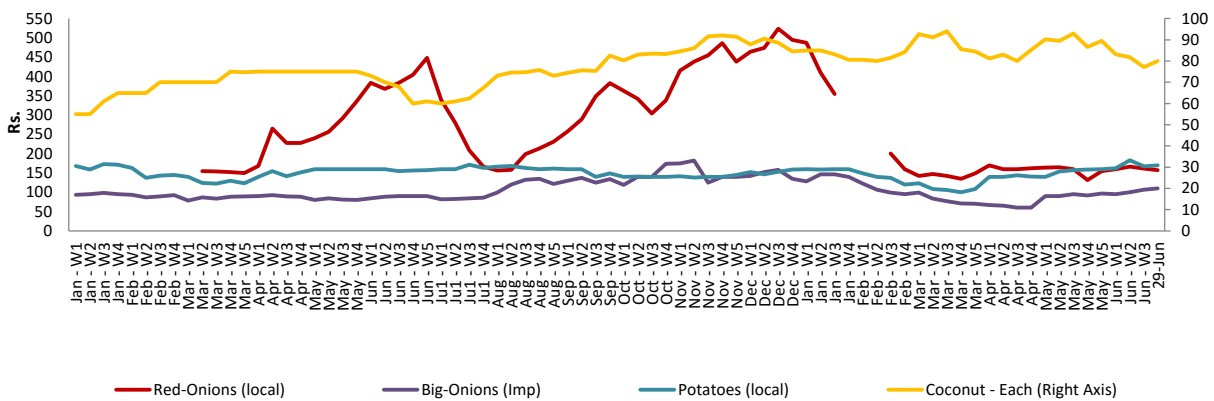
Other

Item	Unit	Wholesale				Retail			
		Pettah		Dambulla		Pettah		Dambulla	
		Previous Week	Today	Previous Week	Today *	Previous Week	Today	Previous Week	Today *
Red-Onions (local)	Rs./Kg	120.00	130.00	111.00	115.00	161.00	157.00	124.00	128.00
Red-Onions (Imp)	Rs./Kg	119.00	120.00	112.00	n.a.	157.00	160.00	124.00	n.a.
Big-Onions (local)	Rs./Kg	n.a.	n.a.	n.a.	n.a.	n.a.	n.a.	n.a.	n.a.
Big-Onions (Imp)	Rs./Kg	85.00	85.00	83.00	84.00	107.00	110.00	93.00	94.00
Potatoes (local)	Rs./Kg	142.00	133.00	131.00	128.00	167.00	170.00	141.00	138.00
Potatoes (Imp)	Rs./Kg	100.00	95.00			134.00	115.00		
Dried Chillies (Imp)	Rs./Kg	253.00	255.00	249.00	253.00	299.00	300.00	259.00	263.00
Coconut	Rs./Nut	65.00	65.00	61.00	69.00	77.00	80.00	68.00	78.00
Coconut oil	Rs./Ltr	360.00	360.00			390.00	380.00		
Dhal	Rs./Kg	108.00	107.00			120.00	120.00		
Sugar	Rs./Kg	94.00	94.00			105.00	105.00		
Eggs	Rs./Each	14.00	15.50			16.00	17.00		
Katta	Rs./Kg	800.00	800.00			850.00	850.00		
Sprats	Rs./Kg	500.00	500.00			550.00	550.00		

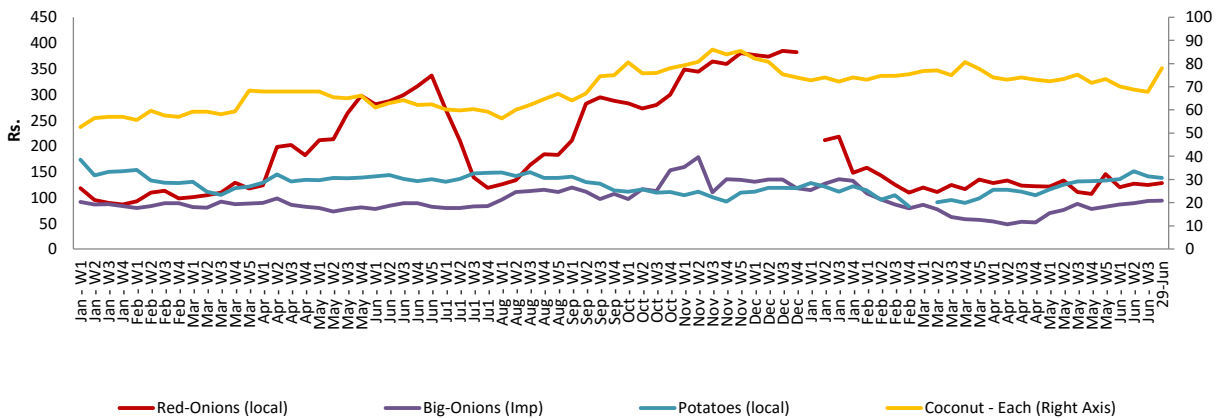
- Price increased by more than 5% compared to previous week average price.
- Price decreased by more than 5% compared to previous week average price.

Retail Prices

Pettah



Dambulla



* Prices of food commodities may vary due to quality and markets among other factors.