

# Daily Price Report

---

A Summary of Price Developments - 28 June 2018

---



## Vegetables

- Prices of **vegetables demonstrated mixed movements** in **Pettah** market where prices of certain **up-country vegetables declined** due to **improved supply conditions**.



## Fruits

- Prices of **Banana** and **Pineapple increased** in **Pettah** market due to **low supply** from **Embilipitiya** and **Dompe** areas respectively.



## Other

- Prices of **imported Big onions** and **imported Potatoes increased** in **Pettah** market due to **low supply** conditions.



# Wholesale and Retail Prices of Selected Food Commodities - 2018/06/28

## Vegetables

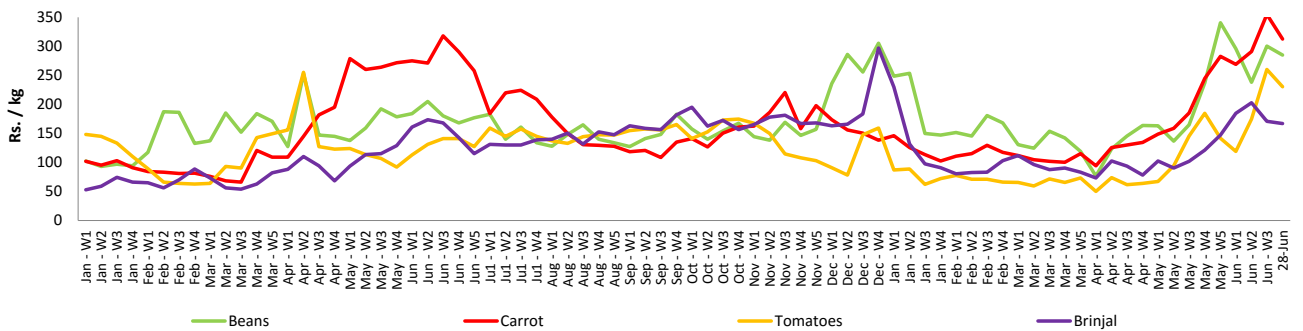
Item	Unit	Wholesale				Retail			
		Pettah		Dambulla		Pettah		Dambulla	
		Previous Week	Today	Previous Week	Today *	Previous Week	Today	Previous Week	Today *
Beans	Rs./Kg	249.00	223.00	197.00	n.a.	300.00	285.00	219.00	n.a.
Carrot	Rs./Kg	311.00	265.00	243.00	n.a.	355.00	313.00	262.00	n.a.
Cabbage	Rs./Kg	128.00	153.00	97.00	n.a.	168.00	208.00	117.00	n.a.
Tomatoes	Rs./Kg	216.00	173.00	189.00	n.a.	260.00	230.00	210.00	n.a.
Brinjal	Rs./Kg	126.00	120.00	77.00	n.a.	171.00	167.00	99.00	n.a.
Pumpkin	Rs./Kg	29.00	30.00	26.00	n.a.	56.00	55.00	46.00	n.a.
Snake gourd	Rs./Kg	109.00	120.00	97.00	n.a.	148.00	158.00	117.00	n.a.

- Price increased by more than 5% compared to previous week average price.
- Price decreased by more than 5% compared to previous week average price.

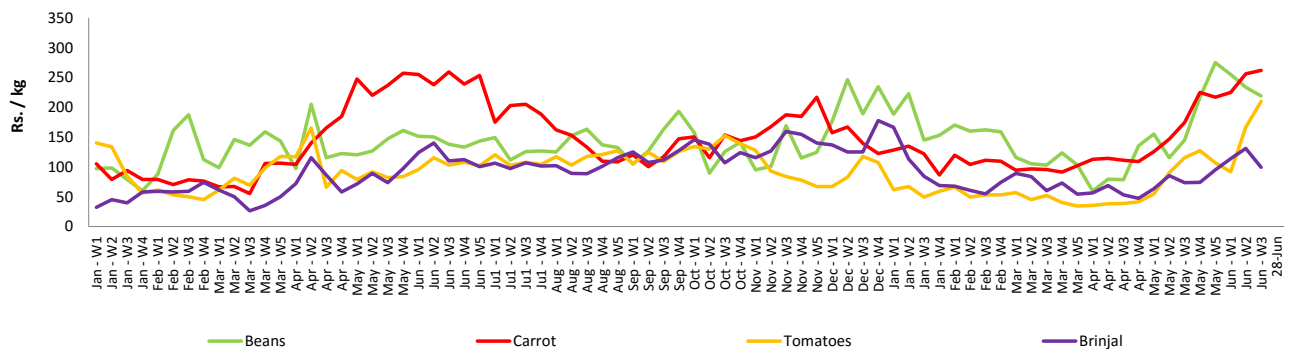
\* - It was reported that the Dambulla Market was not in operation due to Poya holiday

### Retail Prices

#### Pettah



#### Dambulla



# Wholesale and Retail Prices of Selected Food Commodities - 2018/06/28

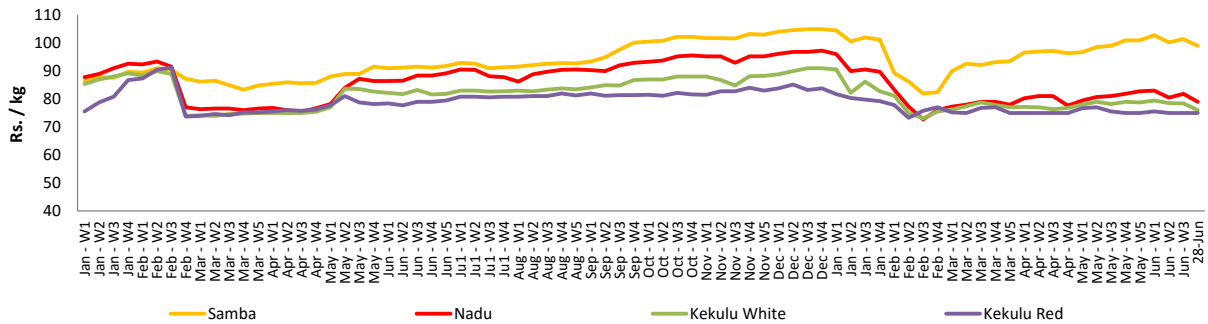
## Rice

Item	Unit	Wholesale				Retail	
		Maradagahamula		Pettah		Pettah	
		Previous Week	Today	Previous Week	Today	Previous Week	Today
Samba	Rs./Kg	101.00	99.00	103.00	103.00	110.00	110.00
Nadu	Rs./Kg	82.00	79.00	80.00	80.00	88.00	88.00
Kekulu White	Rs./Kg	78.00	76.00	75.00	72.00	83.00	80.00
Kekulu Red	Rs./Kg	75.00	75.00	70.00	68.00	78.00	75.00

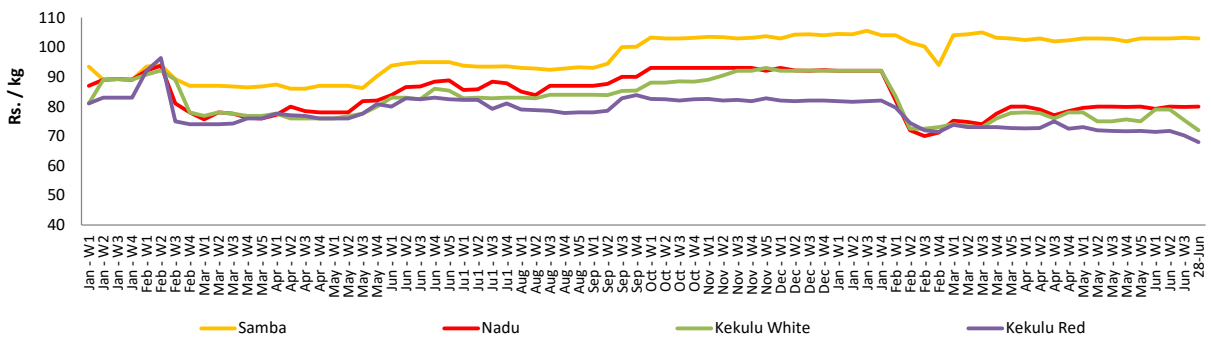
- Price increased by more than 5% compared to previous week average price.
- Price decreased by more than 5% compared to previous week average price.

### Wholesale Prices

#### Marandagahamula

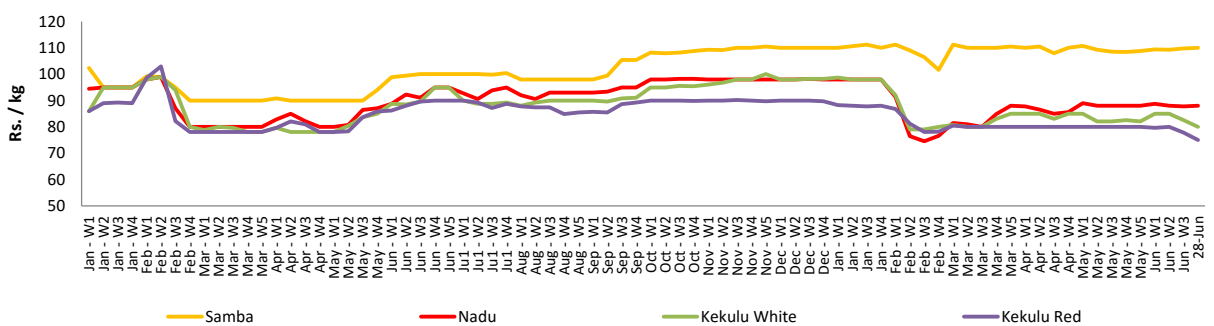


#### Pettah



### Retail Prices

#### Pettah



# Wholesale and Retail Prices of Selected Food Commodities - 2018/06/28

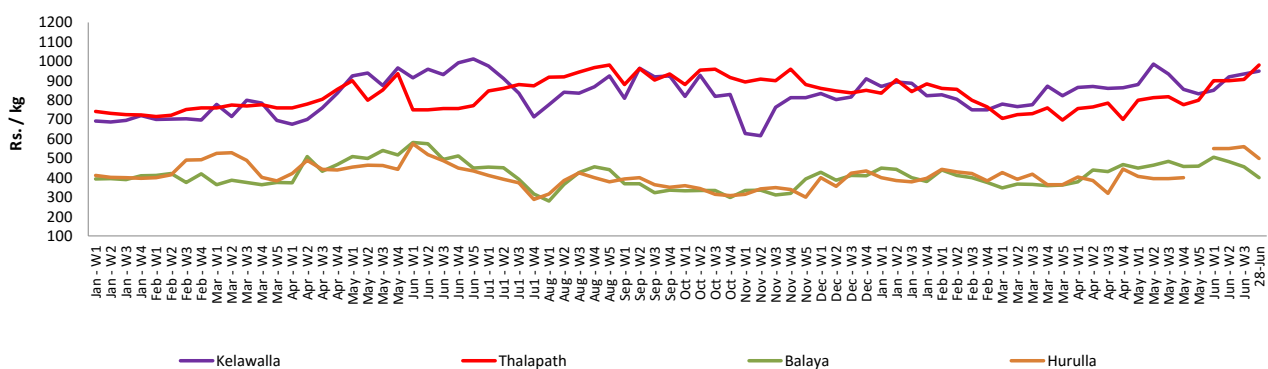
## Fish

Item	Unit	Wholesale				Retail			
		Peliyagoda		Negombo		Peliyagoda		Negombo	
		Previous Week	Today	Previous Week	Today	Previous Week	Today	Previous Week	Today
Kelawalla	Rs./Kg	663.00	700.00	634.00	600.00	935.00	950.00	902.00	900.00
Thalapath	Rs./Kg	677.00	750.00	712.00	700.00	907.00	980.00	928.00	930.00
Balaya	Rs./Kg	356.00	300.00	382.00	400.00	456.00	400.00	552.00	600.00
Paraw	Rs./Kg	676.00	550.00	616.00	550.00	1010.00	900.00	816.00	800.00
Salaya	Rs./Kg	182.00	220.00	152.00	120.00	240.00	250.00	224.00	200.00
Hurulla	Rs./Kg	460.00	400.00	356.00	350.00	560.00	500.00	462.00	450.00

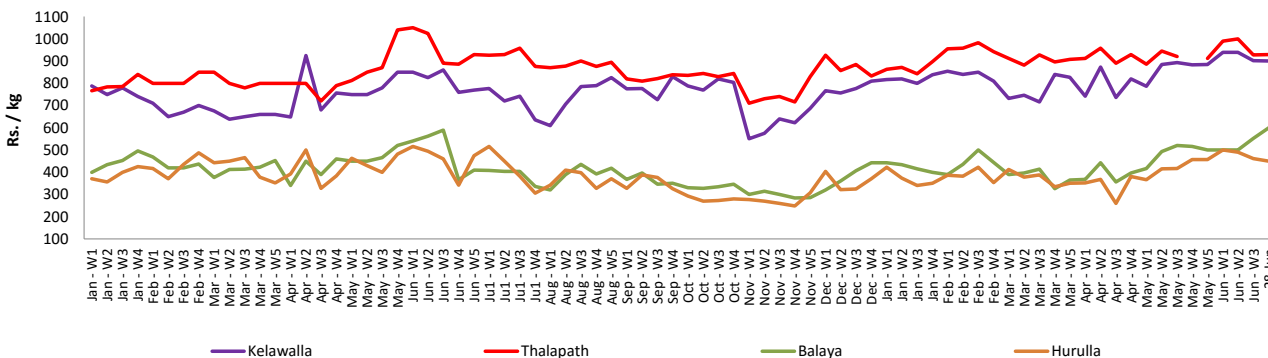
- Price increased by more than 5% compared to previous week average price.
- Price decreased by more than 5% compared to previous week average price.

### Retail Prices

#### Peliyagoda



#### Negombo



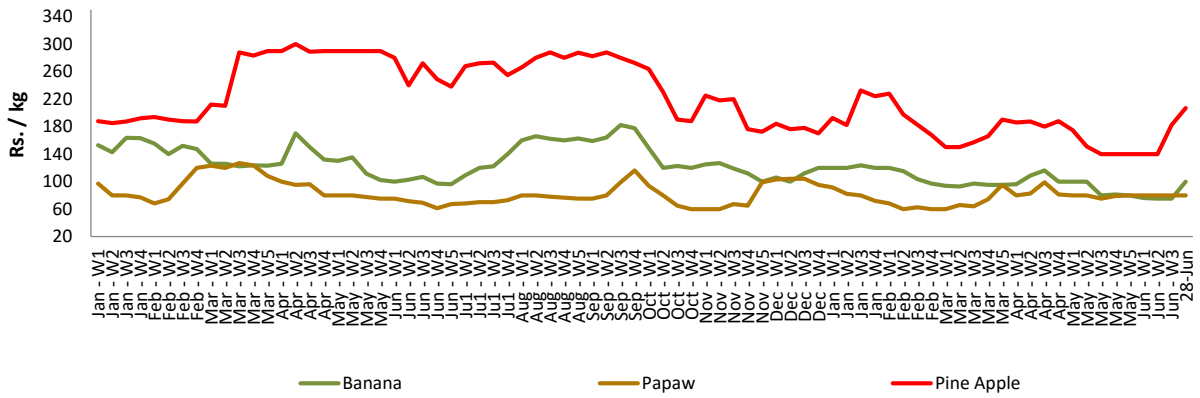
# Wholesale and Retail Prices of Selected Food Commodities - 2018/06/28

## Fruits

Item	Unit	Wholesale		Retail	
		Pettah			
		Previous Week	Today	Previous Week	Today
Banana (Sour)	Rs./Kg	40.00	55.00	75.00	100.00
Papaw	Rs./Kg	52.00	50.00	80.00	80.00
Pineapple	Rs./Kg	138.00	160.00	182.00	207.00

- Price increased by more than 5% compared to previous week average price.
- Price decreased by more than 5% compared to previous week average price.

### Retail - Pettah



# Wholesale and Retail Prices of Selected Food Commodities - 2018/06/28

## Other

Item	Unit	Wholesale				Retail			
		Pettah		Dambulla		Pettah		Dambulla	
		Previous Week	Today	Previous Week	Today *	Previous Week	Today	Previous Week	Today *
Red-Onions (local)	Rs./Kg	120.00	120.00	111.00	n.a.	161.00	160.00	124.00	n.a.
Red-Onions (Imp)	Rs./Kg	119.00	120.00	112.00	n.a.	157.00	160.00	124.00	n.a.
Big-Onions (local)	Rs./Kg	n.a.	n.a.	n.a.	n.a.	n.a.	n.a.	n.a.	n.a.
Big-Onions (Imp)	Rs./Kg	85.00	93.00	83.00	n.a.	107.00	120.00	93.00	n.a.
Potatoes (local)	Rs./Kg	142.00	135.00	131.00	n.a.	167.00	160.00	141.00	n.a.
Potatoes (Imp)	Rs./Kg	100.00	110.00			134.00	130.00		
Dried Chillies (Imp)	Rs./Kg	253.00	260.00	249.00	n.a.	299.00	300.00	259.00	n.a.
Coconut	Rs./Nut	65.00	65.00	61.00	n.a.	77.00	78.00	68.00	n.a.
Coconut oil	Rs./Ltr	360.00	360.00			390.00	380.00		
Dhal	Rs./Kg	108.00	108.00			120.00	120.00		
Sugar	Rs./Kg	94.00	94.00			105.00	105.00		
Eggs	Rs./Each	14.00	15.50			16.00	16.50		
Katta	Rs./Kg	800.00	800.00			850.00	850.00		
Sprats	Rs./Kg	500.00	500.00			550.00	550.00		

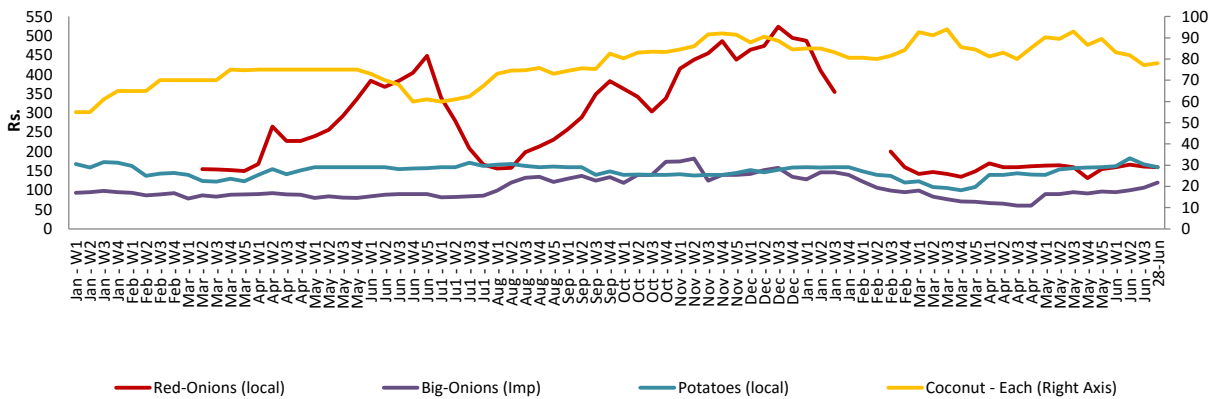
Price increased by more than 5% compared to previous week average price.

Price decreased by more than 5% compared to previous week average price.

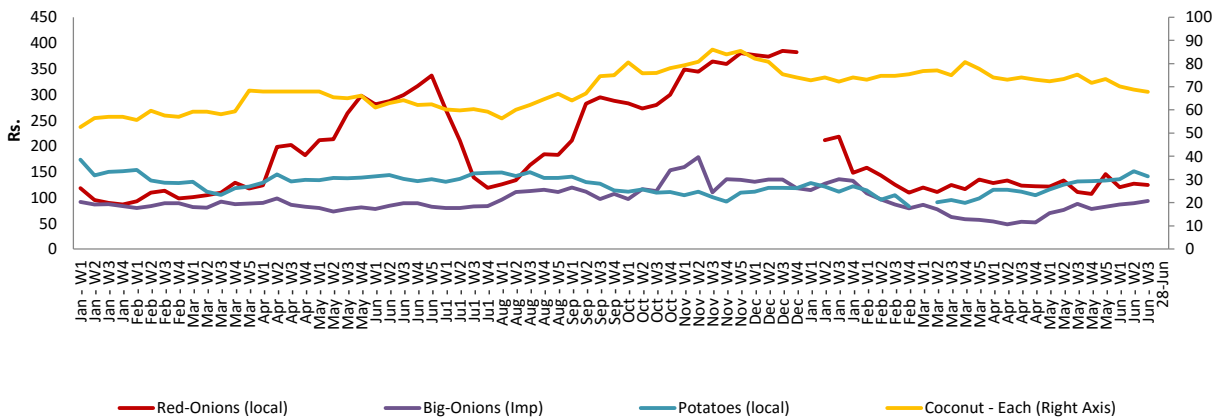
\* - It was reported that the Dambulla Market was not in operation due to Poya holiday

### Retail Prices

#### Pettah



#### Dambulla



\* Prices of food commodities may vary due to quality and markets among other factors.