

# Daily Price Report

---

A Summary of Price Developments - 25 June 2018

---



## Vegetables

- Prices of most varieties of vegetables declined in both **Pettah** and **Dambulla** markets reportedly due to **favourable supply**



## Fish

- Prices of fish showed mixed movements in both **Peliyagoda** and **Negombo** markets compared with the previous week



## Other

- Prices of **Imported big onion increased** both **Pettah** and **Dambulla** markets due to **low supply**
- Prices of **Egg increased** in **Pettah** market reportedly due to **low production** in general



Statistics Department  
Central Bank of Sri Lanka

# Wholesale and Retail Prices of Selected Food Commodities - 2018/06/25

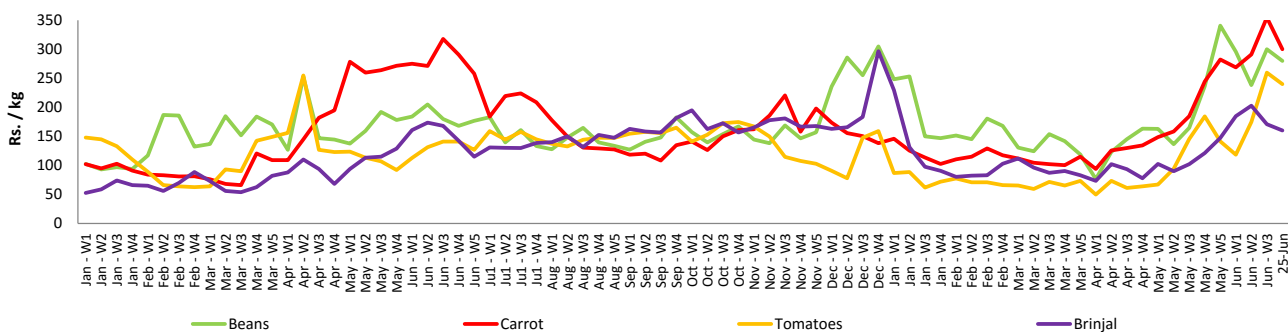
## Vegetables

Item	Unit	Wholesale				Retail			
		Pettah		Dambulla		Pettah		Dambulla	
		Previous Week	Today	Previous Week	Today	Previous Week	Today	Previous Week	Today
Beans	Rs./Kg	249.00	220.00	197.00	265.00	300.00	280.00	219.00	285.00
Carrot	Rs./Kg	311.00	260.00	243.00	275.00	355.00	300.00	262.00	295.00
Cabbage	Rs./Kg	128.00	120.00	97.00	95.00	168.00	160.00	117.00	115.00
Tomatoes	Rs./Kg	216.00	200.00	189.00	175.00	260.00	240.00	210.00	195.00
Brinjal	Rs./Kg	126.00	100.00	77.00	68.00	171.00	160.00	99.00	88.00
Pumpkin	Rs./Kg	29.00	25.00	26.00	23.00	56.00	55.00	46.00	43.00
Snake gourd	Rs./Kg	109.00	100.00	97.00	78.00	148.00	140.00	117.00	98.00

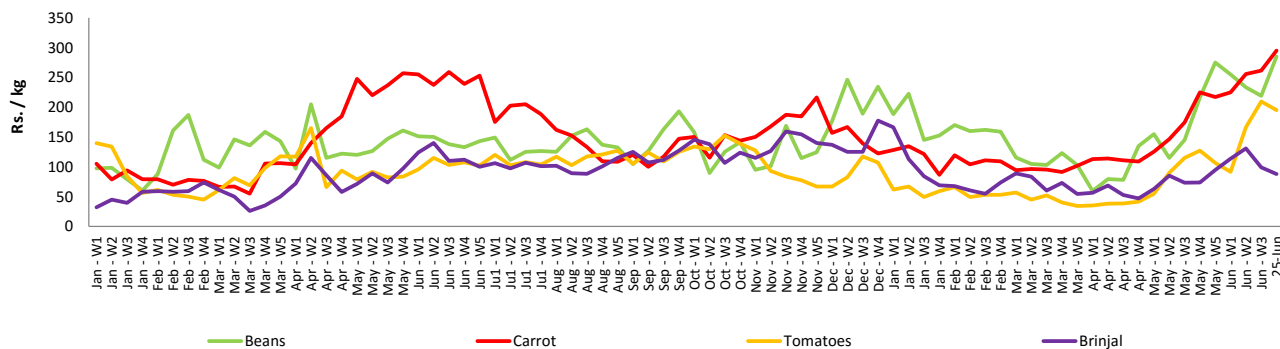
- Price increased by more than 5% compared to previous week average price.
- Price decreased by more than 5% compared to previous week average price.

### Retail Prices

#### Pettah



#### Dambulla



# Wholesale and Retail Prices of Selected Food Commodities - 2018/06/25

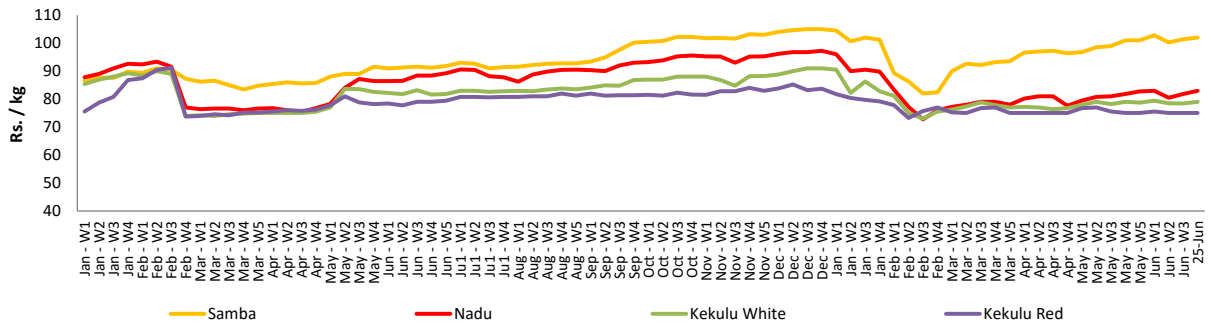
## Rice

Item	Unit	Wholesale				Retail	
		Maradaghamula		Pettah		Pettah	
		Previous Week	Today	Previous Week	Today	Previous Week	Today
Samba	Rs./Kg	101.00	102.00	103.00	103.00	110.00	110.00
Nadu	Rs./Kg	82.00	83.00	80.00	80.00	88.00	88.00
Kekulu White	Rs./Kg	78.00	79.00	75.00	72.00	83.00	80.00
Kekulu Red	Rs./Kg	75.00	75.00	70.00	68.00	78.00	75.00

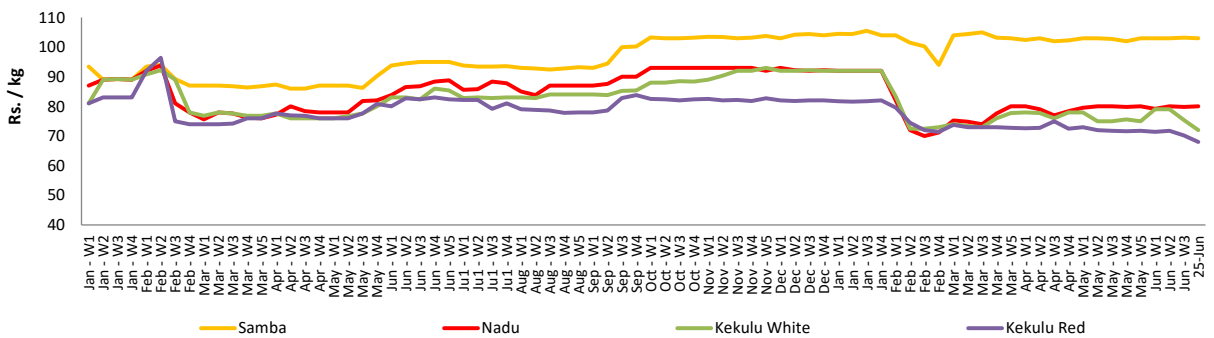
- Price increased by more than 5% compared to previous week average price.
- Price decreased by more than 5% compared to previous week average price.

### Wholesale Prices

#### Marandaghamula

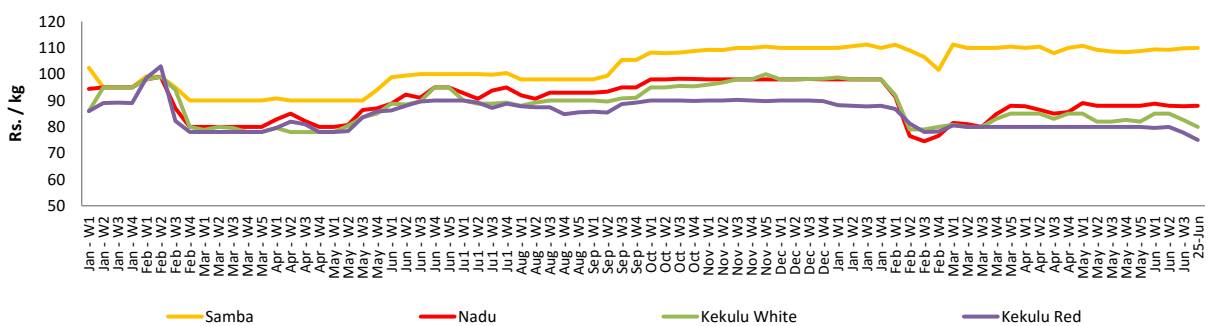


#### Pettah



### Retail Prices

#### Pettah



# Wholesale and Retail Prices of Selected Food Commodities - 2018/06/25

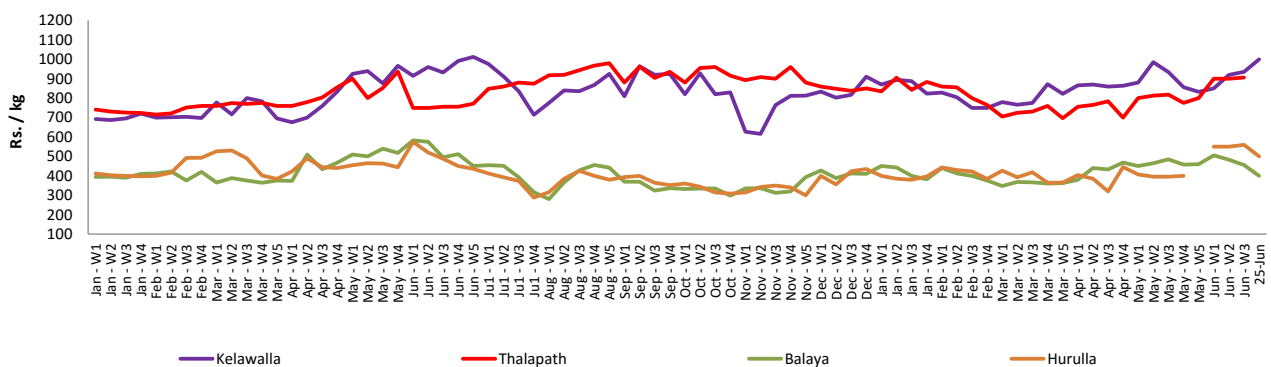
## Fish

Item	Unit	Wholesale				Retail			
		Peliyagoda		Negombo		Peliyagoda		Negombo	
		Previous Week	Today	Previous Week	Today	Previous Week	Today	Previous Week	Today
Kelawalla	Rs./Kg	663.00	750.00	634.00	600.00	935.00	1000.00	902.00	900.00
Thalapath	Rs./Kg	677.00	n.a.	712.00	740.00	907.00	n.a.	928.00	950.00
Balaya	Rs./Kg	356.00	300.00	382.00	400.00	456.00	400.00	552.00	600.00
Paraw	Rs./Kg	676.00	n.a.	616.00	600.00	1010.00	n.a.	816.00	800.00
Salaya	Rs./Kg	182.00	230.00	152.00	160.00	240.00	280.00	224.00	250.00
Hurulla	Rs./Kg	460.00	400.00	356.00	380.00	560.00	500.00	462.00	480.00

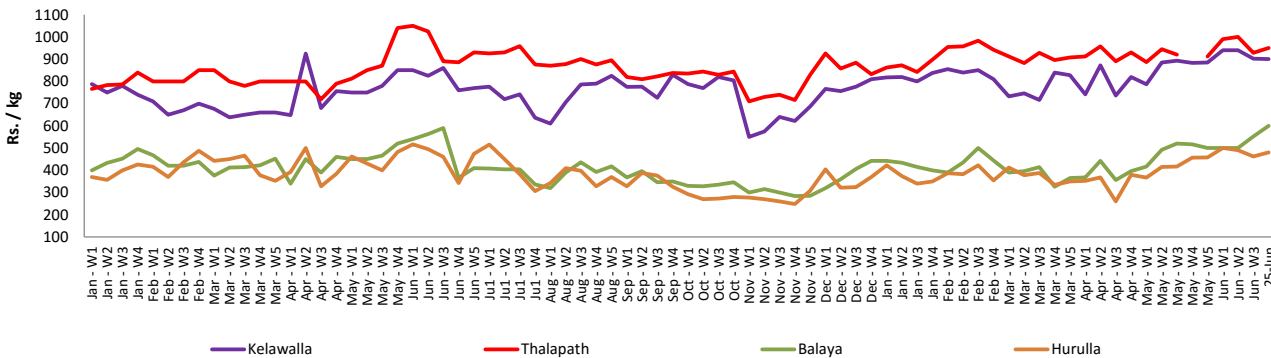
- Price increased by more than 5% compared to previous week average price.
- Price decreased by more than 5% compared to previous week average price.

### Retail Prices

#### Peliyagoda



#### Negombo



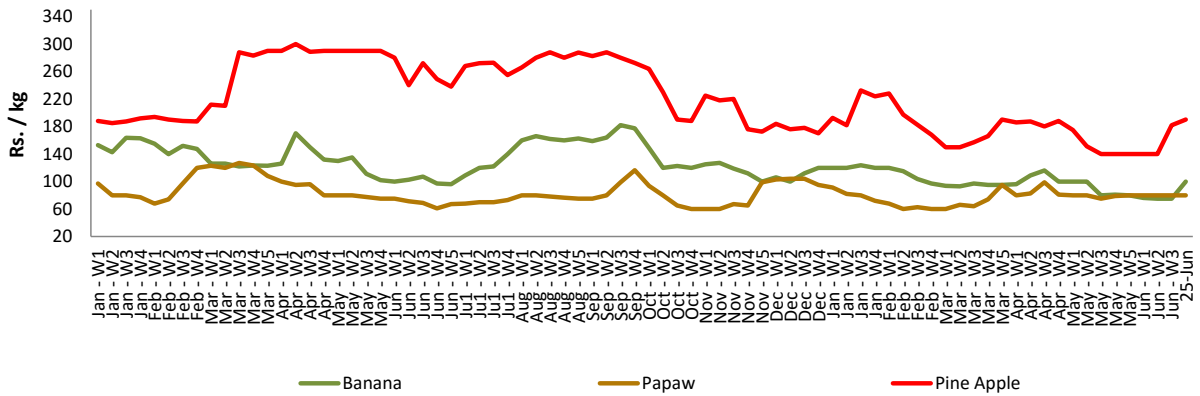
# Wholesale and Retail Prices of Selected Food Commodities - 2018/06/25

## Fruits

Item	Unit	Wholesale		Retail	
		Pettah			
		Previous Week	Today	Previous Week	Today
Banana (Sour)	Rs./Kg	40.00	55.00	75.00	100.00
Papaw	Rs./Kg	52.00	50.00	80.00	80.00
Pineapple	Rs./Kg	138.00	160.00	182.00	190.00

- Price increased by more than 5% compared to previous week average price.
- Price decreased by more than 5% compared to previous week average price.

Retail - Pettah



# Wholesale and Retail Prices of Selected Food Commodities - 2018/06/25

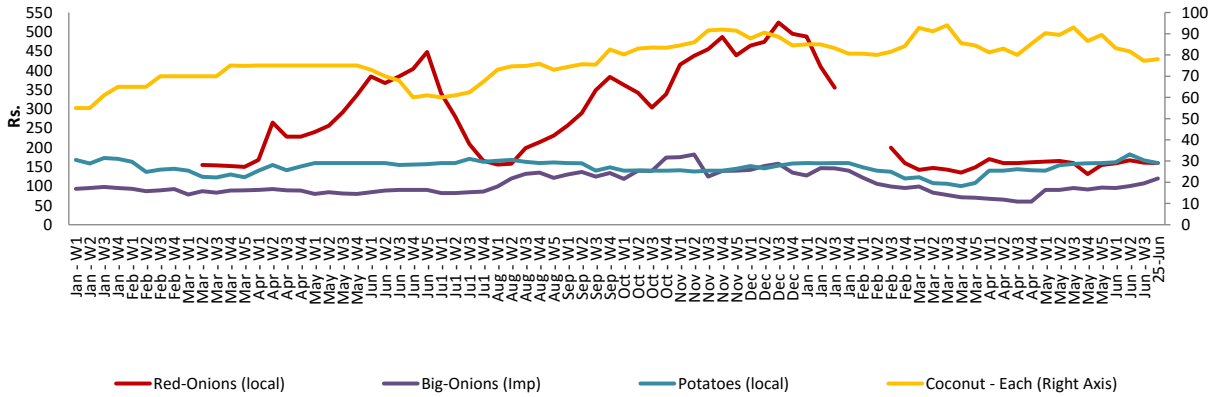
## Other

Item	Unit	Wholesale				Retail			
		Pettah		Dambulla		Pettah		Dambulla	
		Previous Week	Today	Previous Week	Today	Previous Week	Today	Previous Week	Today
Red-Onions (local)	Rs./Kg	120.00	120.00	111.00	95.00	161.00	160.00	124.00	108.00
Red-Onions (Imp)	Rs./Kg	119.00	120.00	112.00	108.00	157.00	160.00	124.00	118.00
Big-Onions (local)	Rs./Kg	n.a.	n.a.	n.a.	n.a.	n.a.	n.a.	n.a.	n.a.
Big-Onions (Imp)	Rs./Kg	85.00	95.00	83.00	93.00	107.00	120.00	93.00	103.00
Potatoes (local)	Rs./Kg	142.00	130.00	131.00	128.00	167.00	160.00	141.00	138.00
Potatoes (Imp)	Rs./Kg	100.00	100.00			134.00	120.00		
Dried Chillies (Imp)	Rs./Kg	253.00	260.00	249.00	248.00	299.00	300.00	259.00	258.00
Coconut	Rs./Nut	65.00	65.00	61.00	63.00	77.00	78.00	68.00	69.00
Coconut oil	Rs./Ltr	360.00	360.00			390.00	380.00		
Dhal	Rs./Kg	108.00	108.00			120.00	120.00		
Sugar	Rs./Kg	94.00	94.00			105.00	105.00		
Eggs	Rs./Each	14.00	16.00			16.00	17.00		
Katta	Rs./Kg	800.00	800.00			850.00	850.00		
Sprats	Rs./Kg	500.00	500.00			550.00	550.00		

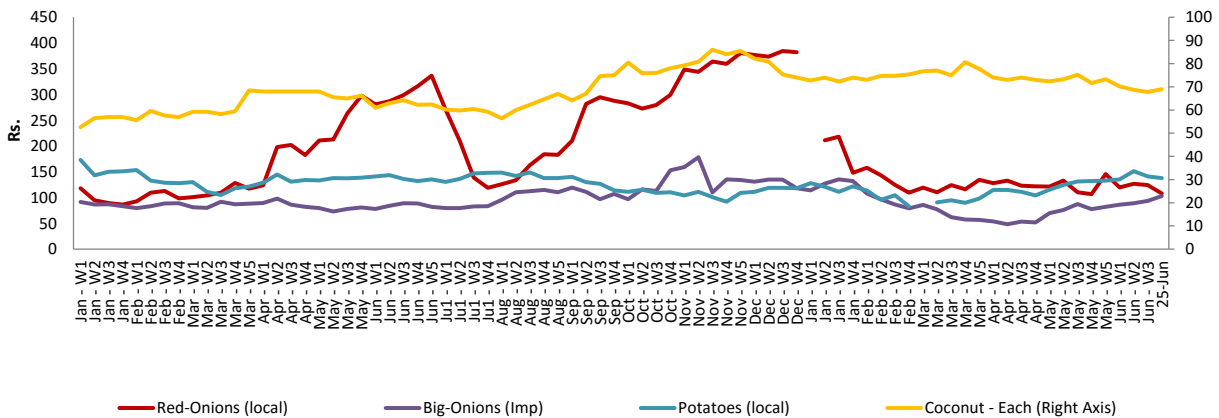
- Price increased by more than 5% compared to previous week average price.
- Price decreased by more than 5% compared to previous week average price.

### Retail Prices

#### Pettah



#### Dambulla



\* Prices of food commodities may vary due to quality and markets among other factors.