

# Daily Price Report

A Summary of Price Developments - 21 June 2018



## Vegetables

- Prices of **up country vegetables** continued to **remain at high levels** in both **Pettah** and **Dambulla** markets compared with the previous week.
- However, the **continuous price increase** observed during last few weeks has **slowed down** during this week.



## Rice

- Price of **Kekulu (White & Red)** **decreased** in **Pettah** market reportedly due to **favourable supply** from **Ampara** and **Batticaloa** districts.



## Other

- Prices of **Local Potatoes** **decreased** in **Pettah** market due to **low demand**, caused by **low priced imported varieties** from **China**.
- Prices of **Egg** **increased** in **Pettah** market reportedly due to **low production** in general.



Statistics Department  
Central Bank of Sri Lanka

# Wholesale and Retail Prices of Selected Food Commodities - 2018/06/21

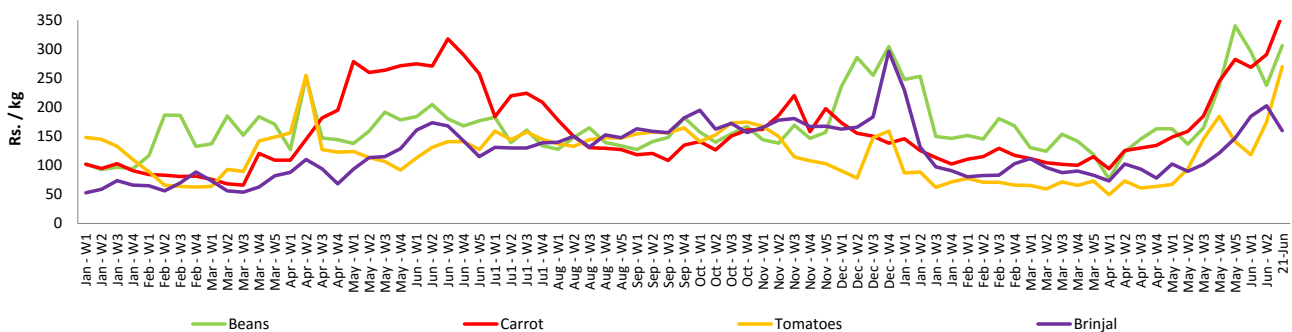
## Vegetables

Item	Unit	Wholesale				Retail			
		Pettah		Dambulla		Pettah		Dambulla	
		Previous Week	Today	Previous Week	Today	Previous Week	Today	Previous Week	Today
Beans	Rs./Kg	189.00	265.00	213.00	215.00	238.00	307.00	233.00	235.00
Carrot	Rs./Kg	242.00	310.00	236.00	233.00	291.00	360.00	256.00	253.00
Cabbage	Rs./Kg	97.00	120.00	77.00	105.00	139.00	160.00	97.00	125.00
Tomatoes	Rs./Kg	134.00	230.00	147.00	205.00	175.00	270.00	167.00	225.00
Brinjal	Rs./Kg	159.00	113.00	111.00	95.00	203.00	160.00	131.00	115.00
Pumpkin	Rs./Kg	30.00	25.00	22.00	33.00	54.00	53.00	42.00	53.00
Snake gourd	Rs./Kg	123.00	107.00	113.00	115.00	156.00	145.00	133.00	135.00

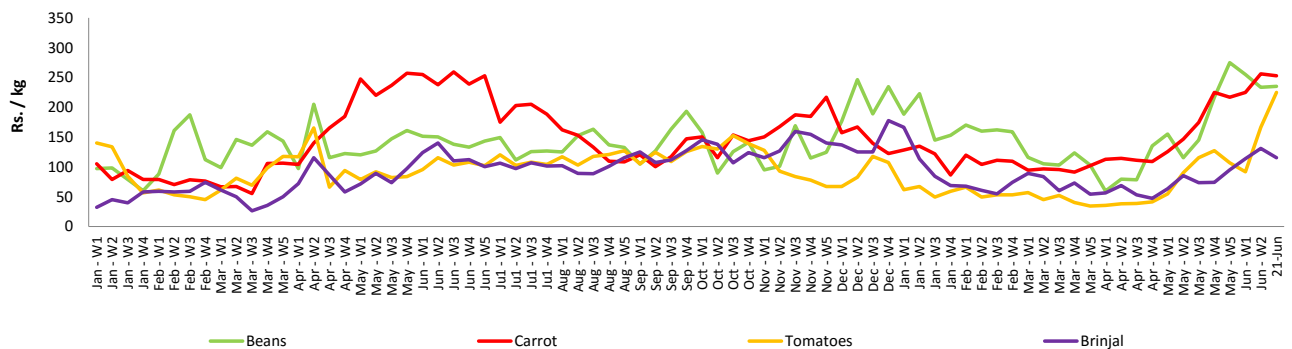
- Price increased by more than 5% compared to previous week average price.
- Price decreased by more than 5% compared to previous week average price.

### Retail Prices

#### Pettah



#### Dambulla



# Wholesale and Retail Prices of Selected Food Commodities - 2018/06/21

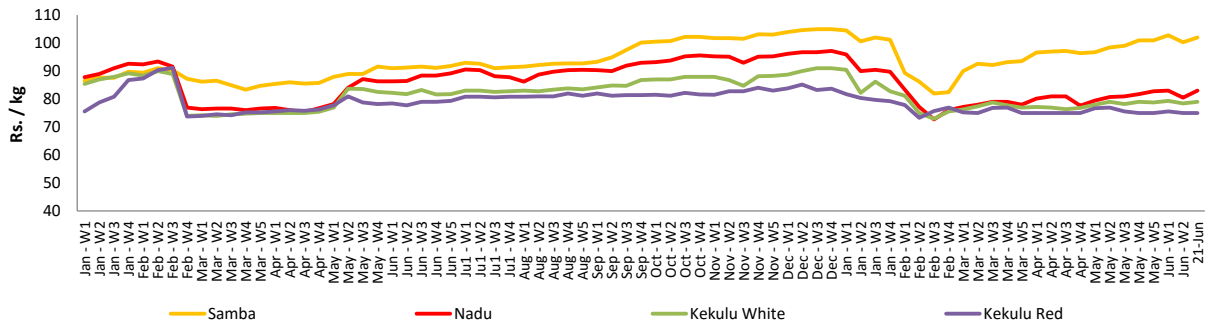
## Rice

Item	Unit	Wholesale				Retail	
		Maradaghamula		Pettah		Pettah	
		Previous Week	Today	Previous Week	Today	Previous Week	Today
Samba	Rs./Kg	100.00	102.00	103.00	103.00	109.00	110.00
Nadu	Rs./Kg	81.00	83.00	80.00	80.00	88.00	88.00
Kekulu White	Rs./Kg	79.00	79.00	79.00	72.00	85.00	80.00
Kekulu Red	Rs./Kg	75.00	75.00	72.00	68.00	80.00	75.00

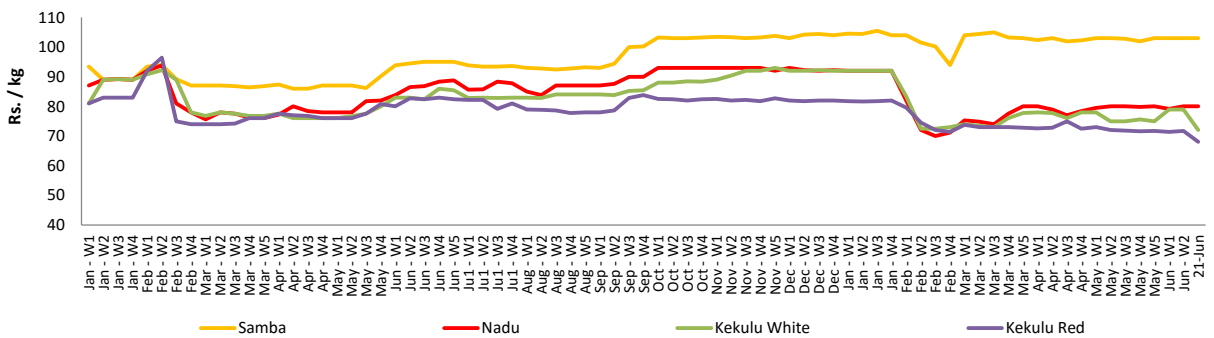
- Price increased by more than 5% compared to previous week average price.
- Price decreased by more than 5% compared to previous week average price.

### Wholesale Prices

#### Marandaghamula

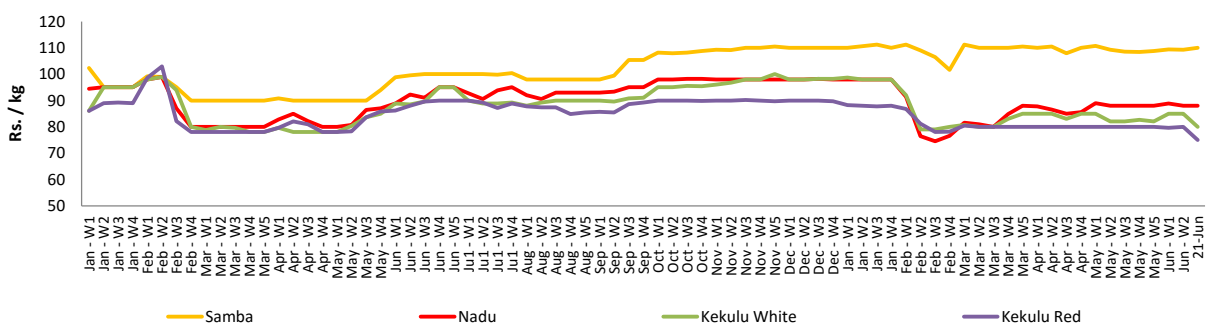


#### Pettah



### Retail Prices

#### Pettah



# Wholesale and Retail Prices of Selected Food Commodities - 2018/06/21

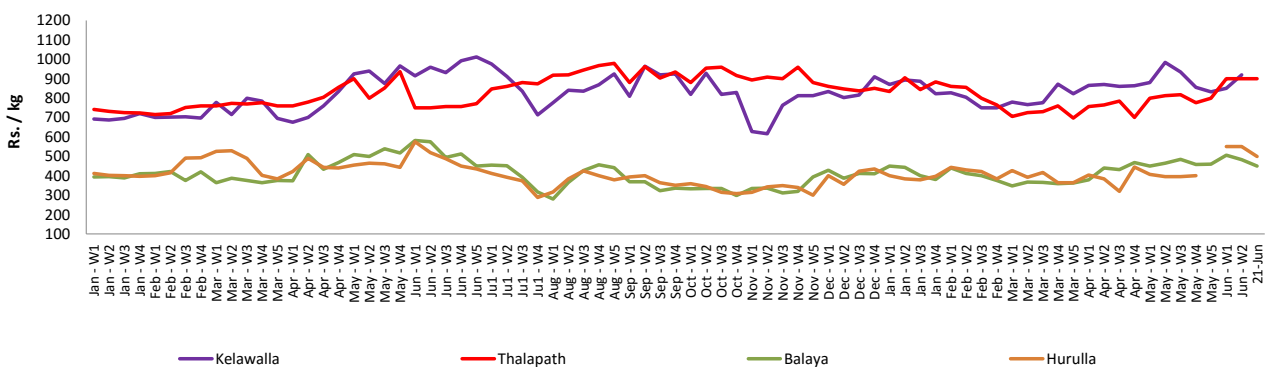
## Fish

Item	Unit	Wholesale				Retail			
		Peliyagoda		Negombo		Peliyagoda		Negombo	
		Previous Week	Today	Previous Week	Today	Previous Week	Today	Previous Week	Today
Kelawalla	Rs./Kg	650.00	n.a.	670.00	630.00	920.00	n.a.	940.00	930.00
Thalapath	Rs./Kg	680.00	680.00	720.00	700.00	900.00	900.00	1000.00	900.00
Balaya	Rs./Kg	383.00	350.00	350.00	400.00	483.00	450.00	500.00	580.00
Paraw	Rs./Kg	600.00	680.00	640.00	620.00	950.00	1000.00	875.00	820.00
Salaya	Rs./Kg	183.00	200.00	165.00	150.00	238.00	250.00	250.00	230.00
Hurulla	Rs./Kg	450.00	40.00	375.00	350.00	550.00	500.00	490.00	450.00

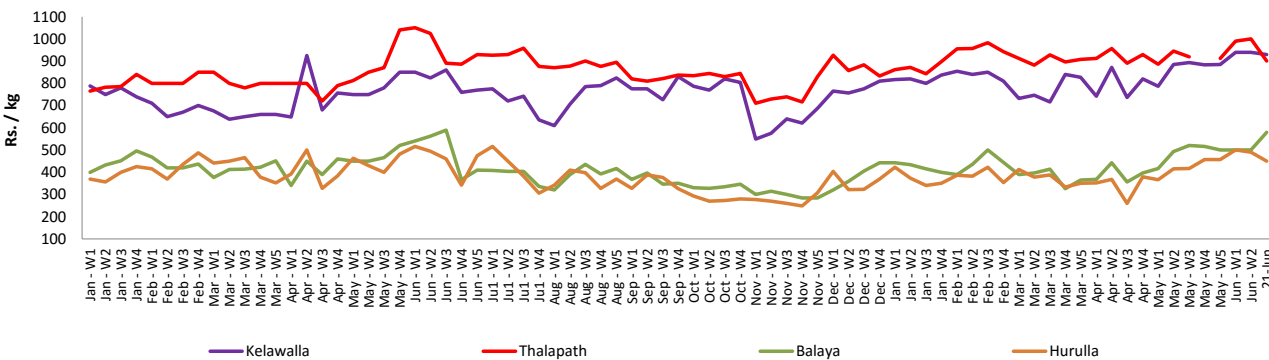
- Price increased by more than 5% compared to previous week average price.
- Price decreased by more than 5% compared to previous week average price.

### Retail Prices

#### Peliyagoda



#### Negombo



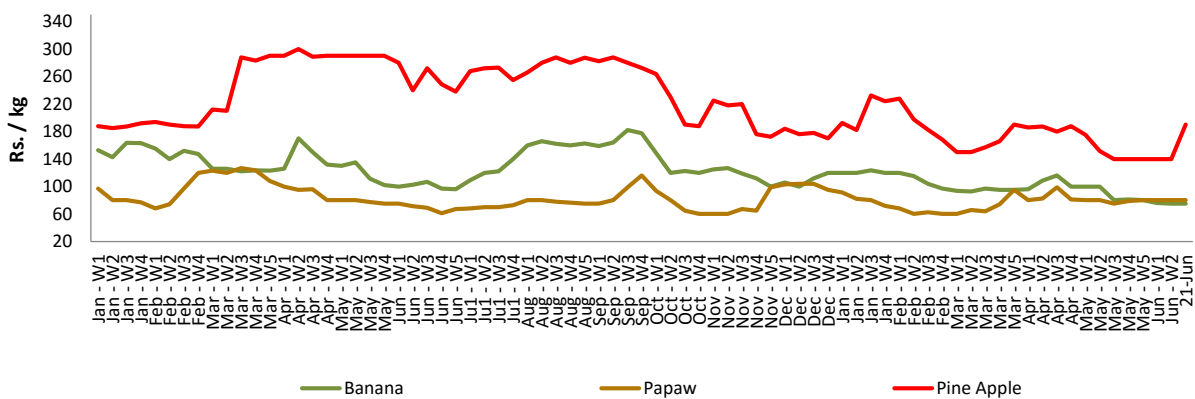
## Wholesale and Retail Prices of Selected Food Commodities - 2018/06/21

### Fruits

Item	Unit	Wholesale		Retail	
		Pettah			
		Previous Week	Today	Previous Week	Today
Banana (Sour)	Rs./Kg	41.00	40.00	75.00	75.00
Papaw	Rs./Kg	50.00	50.00	80.00	80.00
Pineapple	Rs./Kg	100.00	140.00	140.00	190.00

- Price increased by more than 5% compared to previous week average price.
- Price decreased by more than 5% compared to previous week average price.

### Retail - Pettah



# Wholesale and Retail Prices of Selected Food Commodities - 2018/06/21

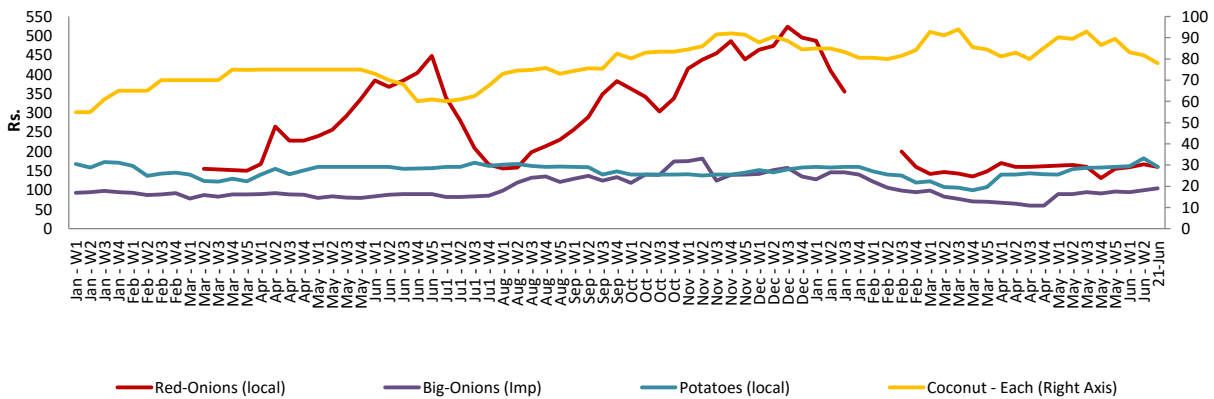
## Other

Item	Unit	Wholesale				Retail			
		Pettah		Dambulla		Pettah		Dambulla	
		Previous Week	Today	Previous Week	Today	Previous Week	Today	Previous Week	Today
Red-Onions (local)	Rs./Kg	120.00	120.00	114.00	108.00	167.00	160.00	127.00	118.00
Red-Onions (Imp)	Rs./Kg	120.00	120.00	117.00	113.00	159.00	160.00	128.00	123.00
Big-Onions (local)	Rs./Kg	n.a.	n.a.	n.a.	n.a.	n.a.	n.a.	n.a.	n.a.
Big-Onions (Imp)	Rs./Kg	82.00	83.00	79.00	84.00	100.00	105.00	89.00	94.00
Potatoes (local)	Rs./Kg	161.00	130.00	136.00	128.00	183.00	160.00	146.00	138.00
Potatoes (Imp)	Rs./Kg	103.00	100.00			124.00	130.00		
Dried Chillies (Imp)	Rs./Kg	250.00	260.00	249.00	248.00	299.00	300.00	259.00	258.00
Coconut	Rs./Nut	70.00	65.00	63.00	60.00	82.00	78.00	69.00	66.00
Coconut oil	Rs./Ltr	360.00	360.00			390.00	380.00		
Dhal	Rs./Kg	110.00	108.00			120.00	120.00		
Sugar	Rs./Kg	94.00	94.00			105.00	105.00		
Eggs	Rs./Each	14.00	14.30			15.00	16.00		
Katta	Rs./Kg	800.00	800.00			850.00	850.00		
Sprats	Rs./Kg	500.00	500.00			550.00	550.00		

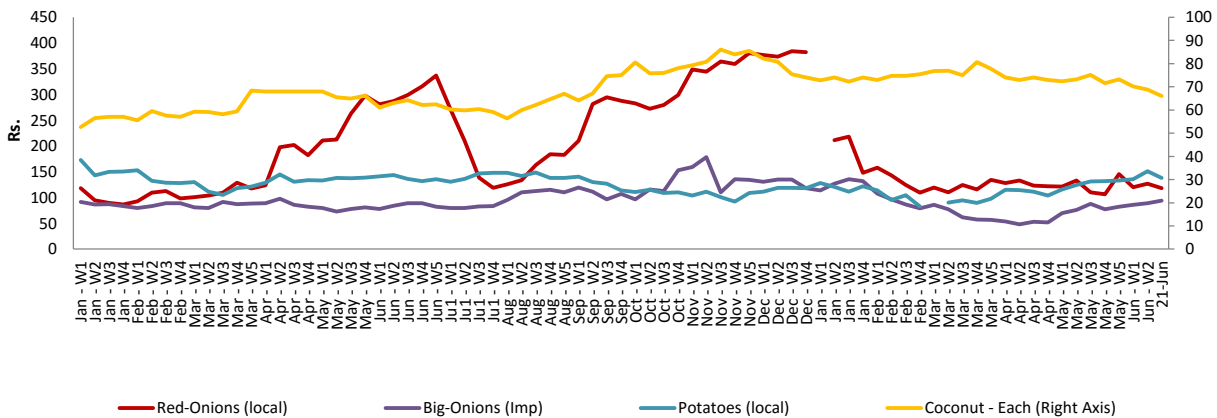
- Price increased by more than 5% compared to previous week average price.
- Price decreased by more than 5% compared to previous week average price.

### Retail Prices

#### Pettah



#### Dambulla



\* Prices of food commodities may vary due to quality and markets among other factors.