

# Daily Price Report

---

A Summary of Price Developments - 19 June 2018

---



## Vegetables

- Prices of **up country vegetables increased** in both **Pettah** and **Dambulla** markets compared with previous week due to **low supply caused by seasonal effect**.
- However, **prices in Pettah market decreased marginally** compared to yesterday's prices.



## Fish

- Prices of **fish demonstrated mixed movements** in both **Negombo** and **Peliyagoda** markets.



## Other

- Prices of **Coconut** continued to **decline further** with the **favourable supply** caused by **seasonal effect**.



# Wholesale and Retail Prices of Selected Food Commodities - 2018/06/19

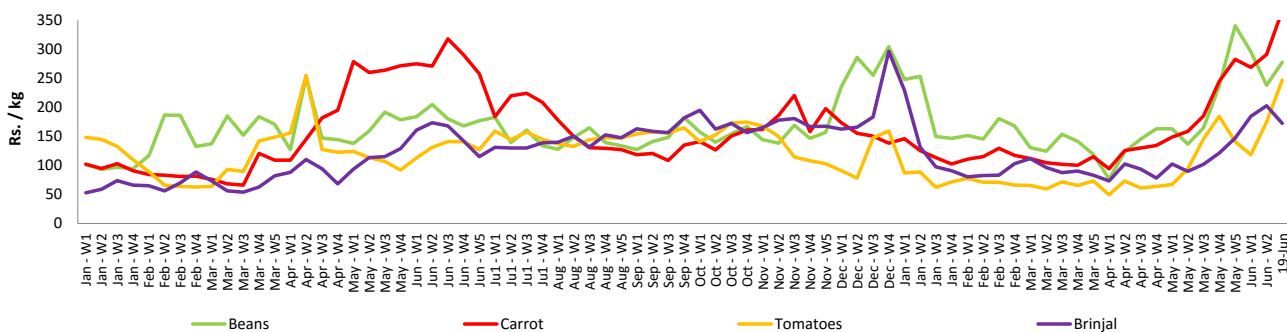
## Vegetables

| Item        | Unit   | Wholesale     |        |               |        | Retail        |        |               |        |
|-------------|--------|---------------|--------|---------------|--------|---------------|--------|---------------|--------|
|             |        | Pettah        |        | Dambulla      |        | Pettah        |        | Dambulla      |        |
|             |        | Previous Week | Today  | Previous Week | Today  | Previous Week | Today  | Previous Week | Today  |
| Beans       | Rs./Kg | 189.00        | 237.00 | 213.00        | 155.00 | 238.00        | 278.00 | 233.00        | 175.00 |
| Carrot      | Rs./Kg | 242.00        | 317.00 | 236.00        | 255.00 | 291.00        | 367.00 | 256.00        | 275.00 |
| Cabbage     | Rs./Kg | 97.00         | 153.00 | 77.00         | 85.00  | 139.00        | 193.00 | 97.00         | 105.00 |
| Tomatoes    | Rs./Kg | 134.00        | 200.00 | 147.00        | 195.00 | 175.00        | 247.00 | 167.00        | 215.00 |
| Brinjal     | Rs./Kg | 159.00        | 140.00 | 111.00        | 55.00  | 203.00        | 173.00 | 131.00        | 75.00  |
| Pumpkin     | Rs./Kg | 30.00         | 30.00  | 22.00         | 23.00  | 54.00         | 53.00  | 42.00         | 43.00  |
| Snake gourd | Rs./Kg | 123.00        | 110.00 | 113.00        | 85.00  | 156.00        | 143.00 | 133.00        | 105.00 |

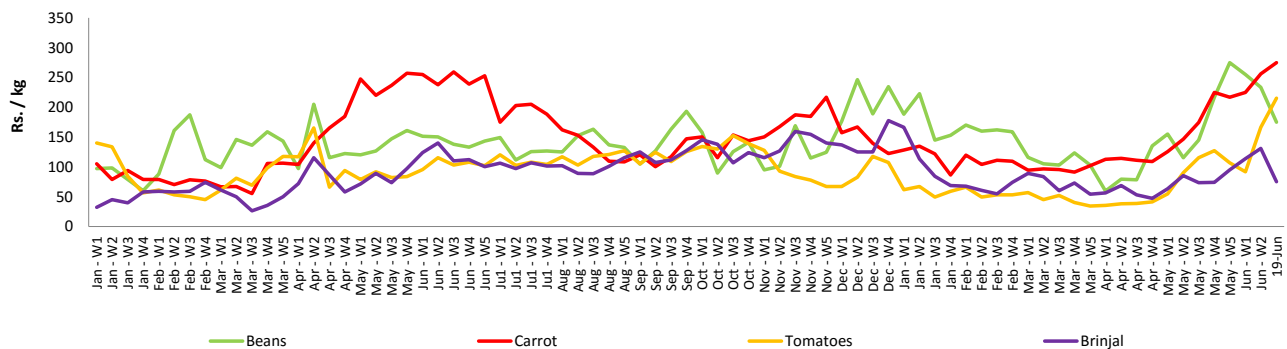
- Price increased by more than 5% compared to previous week average price.
- Price decreased by more than 5% compared to previous week average price.

### Retail Prices

#### Pettah



#### Dambulla



# Wholesale and Retail Prices of Selected Food Commodities - 2018/06/19

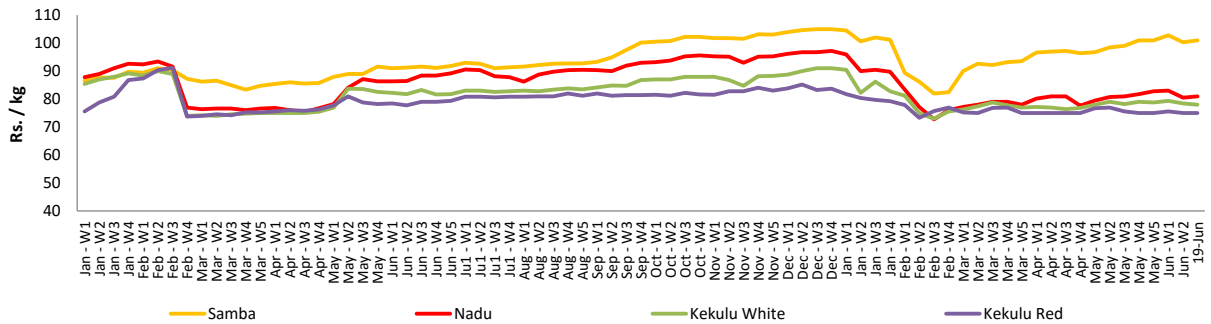
## Rice

| Item         | Unit   | Wholesale     |        |               |        | Retail        |        |
|--------------|--------|---------------|--------|---------------|--------|---------------|--------|
|              |        | Maradaghamula |        | Pettah        |        | Pettah        |        |
|              |        | Previous Week | Today  | Previous Week | Today  | Previous Week | Today  |
| Samba        | Rs./Kg | 100.00        | 101.00 | 103.00        | 102.00 | 109.00        | 108.00 |
| Nadu         | Rs./Kg | 81.00         | 81.00  | 80.00         | 80.00  | 88.00         | 88.00  |
| Kekulu White | Rs./Kg | 79.00         | 78.00  | 79.00         | 79.00  | 85.00         | 85.00  |
| Kekulu Red   | Rs./Kg | 75.00         | 75.00  | 72.00         | 72.00  | 80.00         | 80.00  |

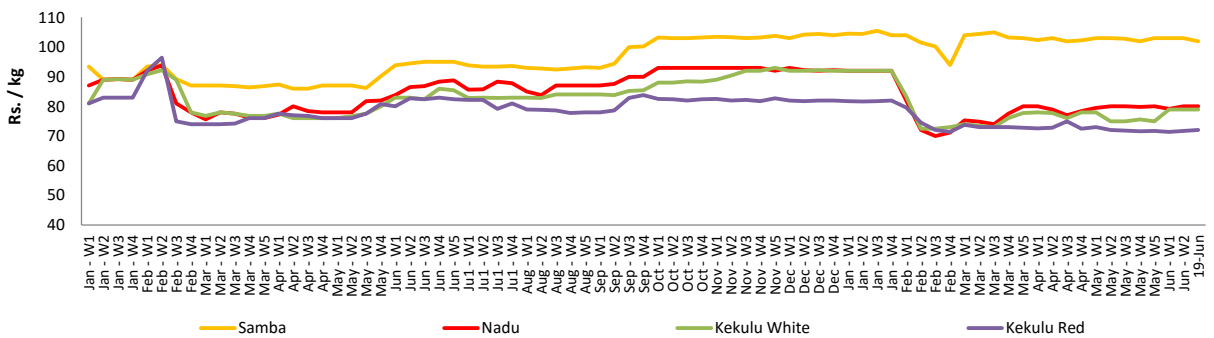
- Price increased by more than 5% compared to previous week average price.
- Price decreased by more than 5% compared to previous week average price.

### Wholesale Prices

#### Marandaghamula

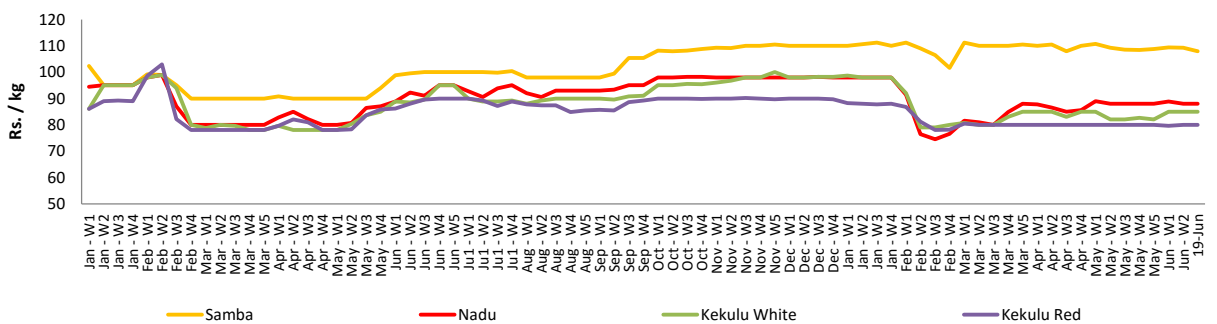


#### Pettah



### Retail Prices

#### Pettah



# Wholesale and Retail Prices of Selected Food Commodities - 2018/06/19

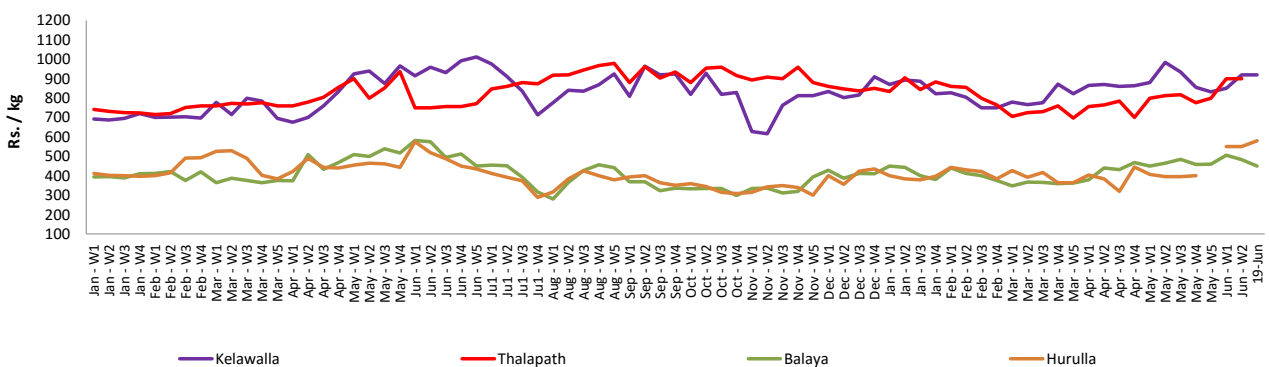
## Fish

| Item      | Unit   | Wholesale     |        |               |        | Retail        |         |               |        |
|-----------|--------|---------------|--------|---------------|--------|---------------|---------|---------------|--------|
|           |        | Peliyagoda    |        | Negombo       |        | Peliyagoda    |         | Negombo       |        |
|           |        | Previous Week | Today  | Previous Week | Today  | Previous Week | Today   | Previous Week | Today  |
| Kelawalla | Rs./Kg | 650.00        | 650.00 | 670.00        | 630.00 | 920.00        | 920.00  | 940.00        | 880.00 |
| Thalapath | Rs./Kg | 680.00        | n.a.   | 720.00        | 720.00 | 900.00        | n.a.    | 1000.00       | 920.00 |
| Balaya    | Rs./Kg | 383.00        | 350.00 | 350.00        | 380.00 | 483.00        | 450.00  | 500.00        | 540.00 |
| Paraw     | Rs./Kg | 600.00        | 700.00 | 640.00        | 620.00 | 950.00        | 1050.00 | 875.00        | 820.00 |
| Salaya    | Rs./Kg | 183.00        | 160.00 | 165.00        | 160.00 | 238.00        | 200.00  | 250.00        | 220.00 |
| Hurulla   | Rs./Kg | 450.00        | 480.00 | 375.00        | 370.00 | 550.00        | 580.00  | 490.00        | 480.00 |

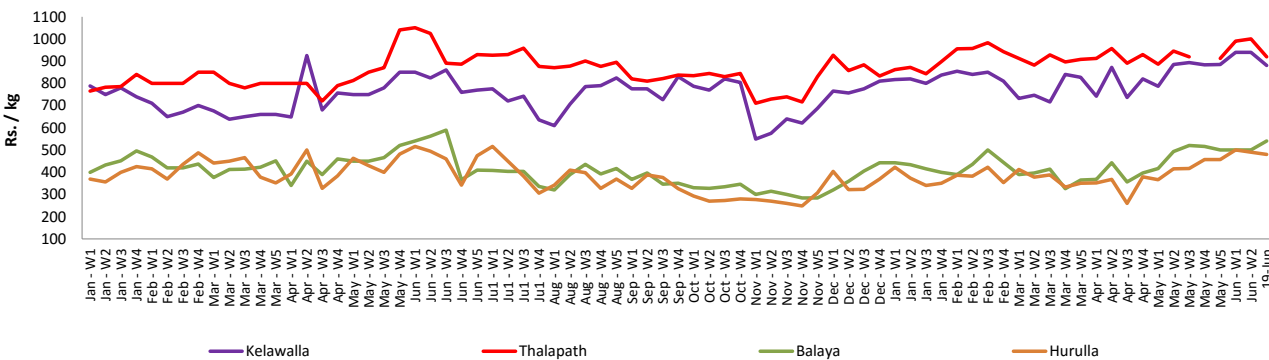
- Price increased by more than 5% compared to previous week average price.
- Price decreased by more than 5% compared to previous week average price.

### Retail Prices

#### Peliyagoda



#### Negombo



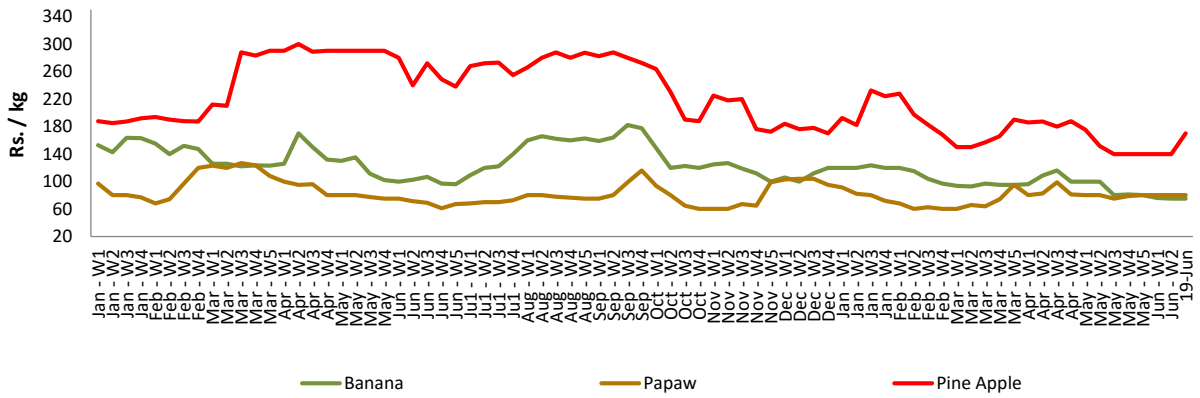
# Wholesale and Retail Prices of Selected Food Commodities - 2018/06/19

## Fruits

| Item          | Unit   | Wholesale     |        | Retail        |        |
|---------------|--------|---------------|--------|---------------|--------|
|               |        | Pettah        |        |               |        |
|               |        | Previous Week | Today  | Previous Week | Today  |
| Banana (Sour) | Rs./Kg | 41.00         | 40.00  | 75.00         | 75.00  |
| Papaw         | Rs./Kg | 50.00         | 60.00  | 80.00         | 80.00  |
| Pineapple     | Rs./Kg | 100.00        | 130.00 | 140.00        | 170.00 |

- Price increased by more than 5% compared to previous week average price.
- Price decreased by more than 5% compared to previous week average price.

Retail - Pettah



# Wholesale and Retail Prices of Selected Food Commodities - 2018/06/19

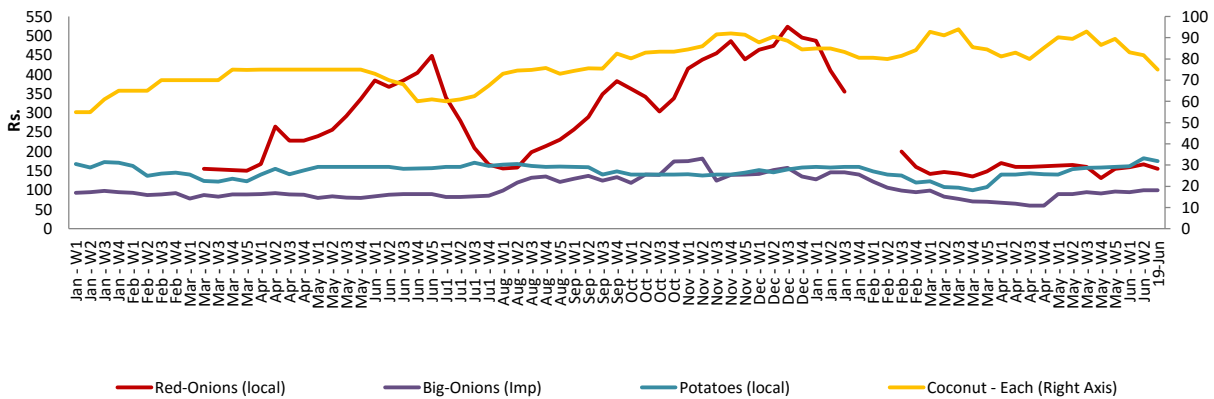
## Other

| Item                 | Unit     | Wholesale     |        |               |        | Retail        |        |               |        |
|----------------------|----------|---------------|--------|---------------|--------|---------------|--------|---------------|--------|
|                      |          | Pettah        |        | Dambulla      |        | Pettah        |        | Dambulla      |        |
|                      |          | Previous Week | Today  | Previous Week | Today  | Previous Week | Today  | Previous Week | Today  |
| Red-Onions (local)   | Rs./Kg   | 120.00        | 120.00 | 114.00        | 113.00 | 167.00        | 155.00 | 127.00        | 125.00 |
| Red-Onions (Imp)     | Rs./Kg   | 120.00        | 120.00 | 117.00        | 95.00  | 159.00        | 155.00 | 128.00        | 108.00 |
| Big-Onions (local)   | Rs./Kg   | n.a.          | n.a.   | n.a.          | n.a.   | n.a.          | n.a.   | n.a.          | n.a.   |
| Big-Onions (Imp)     | Rs./Kg   | 82.00         | 80.00  | 79.00         | 83.00  | 100.00        | 100.00 | 89.00         | 93.00  |
| Potatoes (local)     | Rs./Kg   | 161.00        | 155.00 | 137.00        | 125.00 | 183.00        | 175.00 | 148.00        | 138.00 |
| Potatoes (Imp)       | Rs./Kg   | 103.00        | 100.00 |               |        | 124.00        | 130.00 |               |        |
| Dried Chillies (Imp) | Rs./Kg   | 250.00        | 250.00 | 249.00        | 248.00 | 299.00        | 300.00 | 259.00        | 258.00 |
| Coconut              | Rs./Nut  | 70.00         | 65.00  | 63.00         | 63.00  | 82.00         | 75.00  | 69.00         | 69.00  |
| Coconut oil          | Rs./Ltr  | 360.00        | 360.00 |               |        | 390.00        | 395.00 |               |        |
| Dhal                 | Rs./Kg   | 110.00        | 110.00 |               |        | 120.00        | 120.00 |               |        |
| Sugar                | Rs./Kg   | 94.00         | 94.00  |               |        | 105.00        | 105.00 |               |        |
| Eggs                 | Rs./Each | 14.00         | 14.30  |               |        | 15.00         | 15.30  |               |        |
| Katta                | Rs./Kg   | 800.00        | 800.00 |               |        | 850.00        | 850.00 |               |        |
| Sprats               | Rs./Kg   | 500.00        | 500.00 |               |        | 550.00        | 550.00 |               |        |

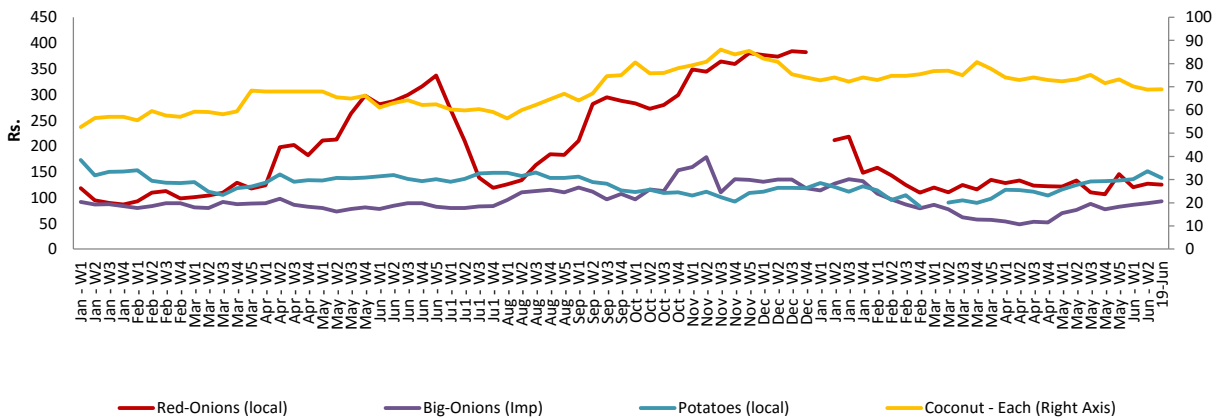
- Price increased by more than 5% compared to previous week average price.
- Price decreased by more than 5% compared to previous week average price.

### Retail Prices

#### Pettah



#### Dambulla



\* Prices of food commodities may vary due to quality and markets among other factors.