

# Daily Price Report

---

A Summary of Price Developments - 14 June 2018

---



## Vegetables

- Prices of **vegetables increased** in both **Pettah** and **Dambulla** markets due to **low supply**.
- A **significant increase** in prices of **Tomatoes** was observed in both markets.



## Fish

- Prices of most varieties of **fish** increased in **Negombo** market due to **low supply** resulted by **disrupted fishing activities during past days**.



## Other

- Prices of **Potatoes (local)** increased in **Pettah** market due to **low supply** from **Welimada** area.



# Wholesale and Retail Prices of Selected Food Commodities - 2018/06/14

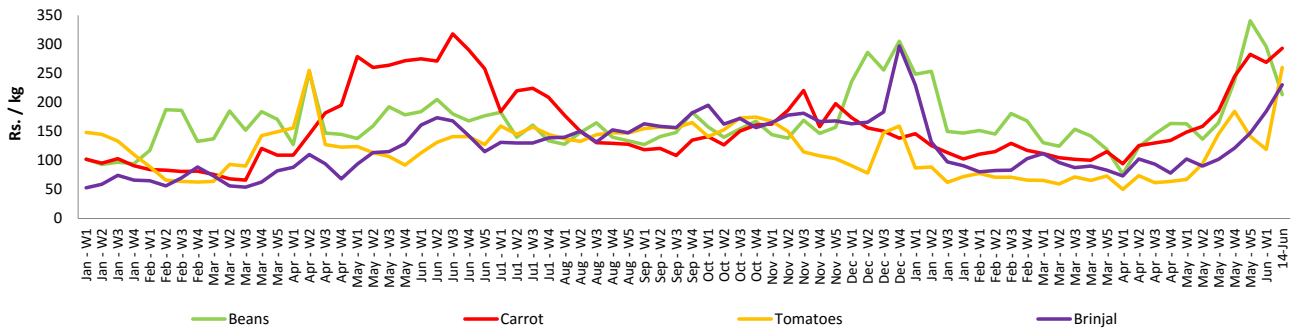
## Vegetables

Item	Unit	Wholesale				Retail			
		Pettah		Dambulla		Pettah		Dambulla	
		Previous Week	Today	Previous Week	Today	Previous Week	Today	Previous Week	Today
Beans	Rs./Kg	245.00	187.00	235.00	235.00	296.00	213.00	255.00	255.00
Carrot	Rs./Kg	223.00	243.00	205.00	235.00	269.00	293.00	225.00	255.00
Cabbage	Rs./Kg	75.00	90.00	66.00	95.00	121.00	130.00	86.00	115.00
Tomatoes	Rs./Kg	80.00	220.00	72.00	165.00	119.00	260.00	92.00	185.00
Brinjal	Rs./Kg	141.00	187.00	94.00	115.00	185.00	230.00	114.00	135.00
Pumpkin	Rs./Kg	31.00	25.00	17.00	19.00	55.00	50.00	37.00	39.00
Snake gourd	Rs./Kg	114.00	120.00	105.00	115.00	149.00	150.00	125.00	135.00

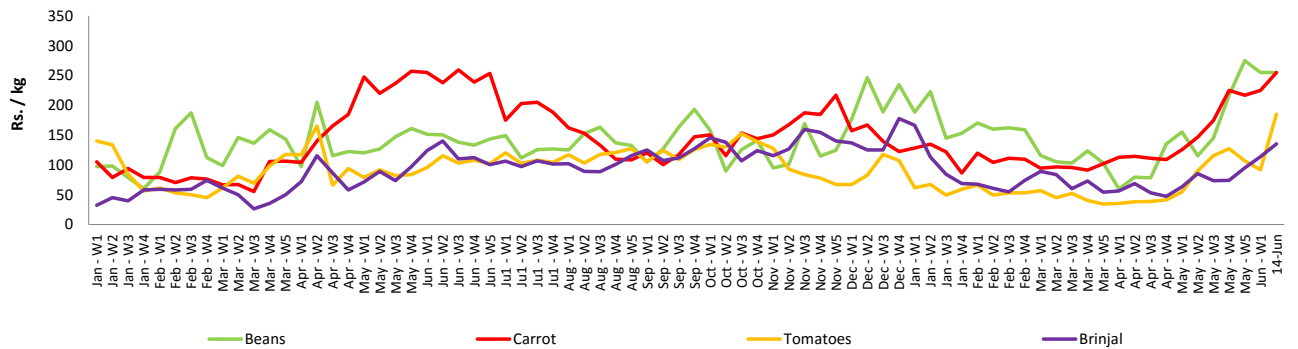
- Price increased by more than 5% compared to previous week average price.
- Price decreased by more than 5% compared to previous week average price.

### Retail Prices

#### Pettah



#### Dambulla



# Wholesale and Retail Prices of Selected Food Commodities - 2018/06/14

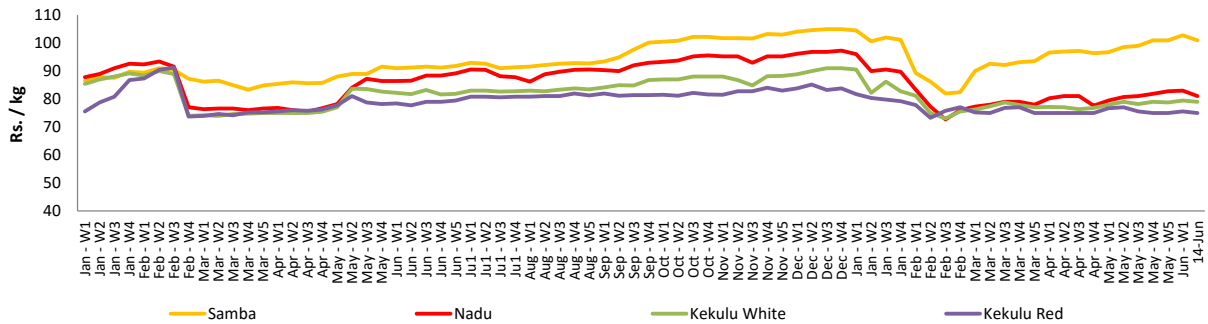
## Rice

Item	Unit	Wholesale				Retail	
		Maradaghamula		Pettah		Pettah	
		Previous Week	Today	Previous Week	Today	Previous Week	Today
Samba	Rs./Kg	103.00	101.00	103.00	106.00	109.00	113.00
Nadu	Rs./Kg	83.00	81.00	79.00	80.00	89.00	88.00
Kekulu White	Rs./Kg	79.00	79.00	79.00	79.00	85.00	85.00
Kekulu Red	Rs./Kg	76.00	75.00	71.00	71.00	80.00	80.00

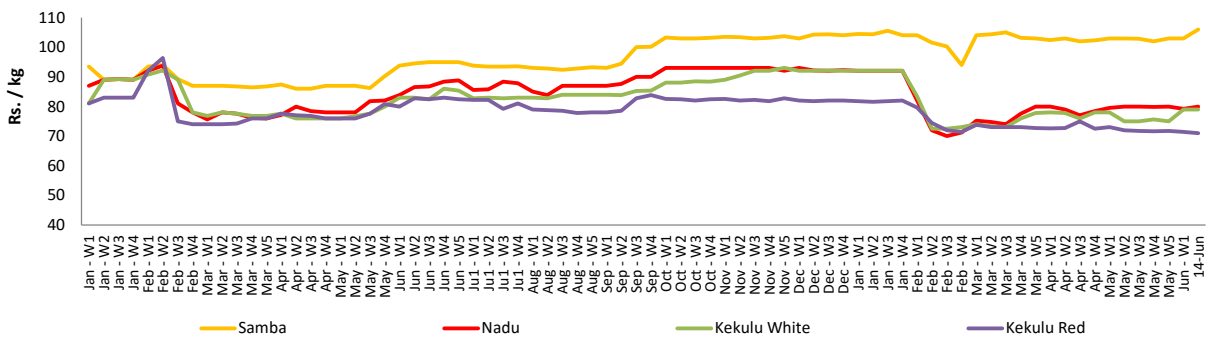
- Price increased by more than 5% compared to previous week average price.
- Price decreased by more than 5% compared to previous week average price.

### Wholesale Prices

#### Marandaghamula

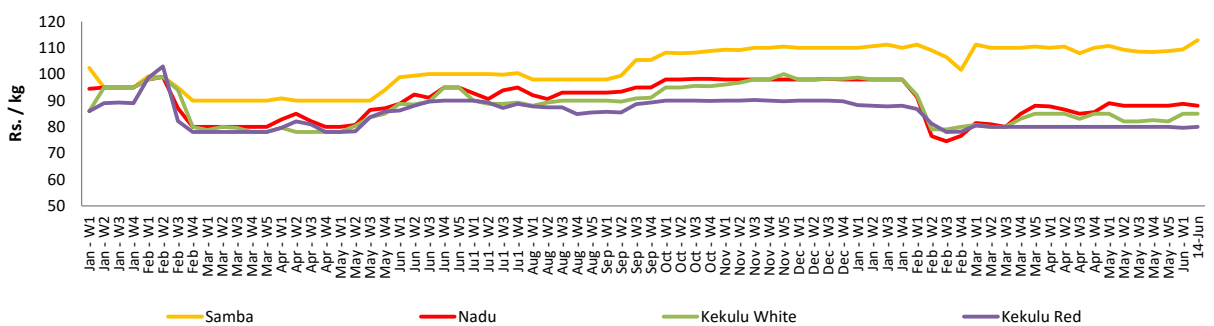


#### Pettah



### Retail Prices

#### Pettah



# Wholesale and Retail Prices of Selected Food Commodities - 2018/06/14

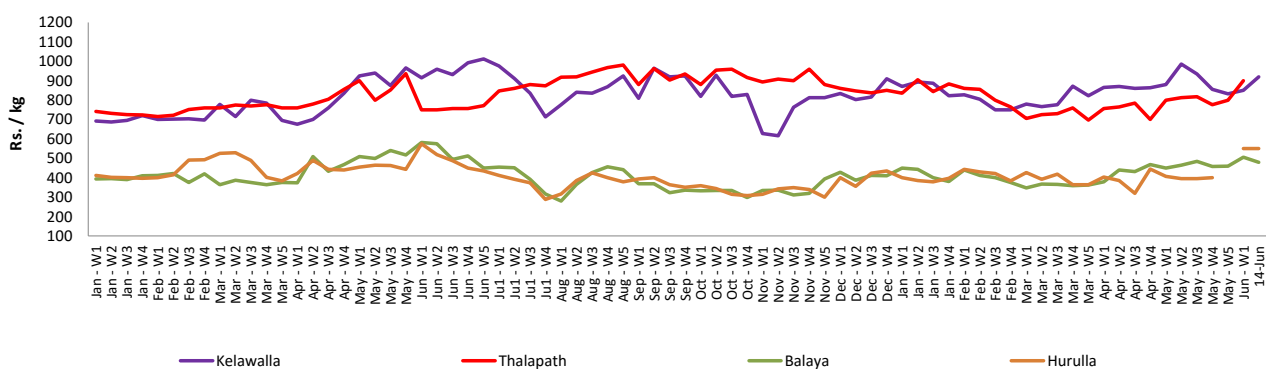
## Fish

Item	Unit	Wholesale				Retail			
		Peliyagoda		Negombo		Peliyagoda		Negombo	
		Previous Week	Today	Previous Week	Today	Previous Week	Today	Previous Week	Today
Kelawalla	Rs./Kg	600.00	650.00	670.00	680.00	850.00	920.00	940.00	950.00
Thalapath	Rs./Kg	650.00	n.a.	710.00	720.00	900.00	n.a.	990.00	1000.00
Balaya	Rs./Kg	406.00	380.00	350.00	350.00	506.00	480.00	500.00	500.00
Paraw	Rs./Kg	626.00	n.a.	585.00	680.00	952.00	n.a.	800.00	950.00
Salaya	Rs./Kg	184.00	250.00	160.00	180.00	230.00	350.00	248.00	280.00
Hurulla	Rs./Kg	450.00	450.00	380.00	400.00	550.00	550.00	500.00	500.00

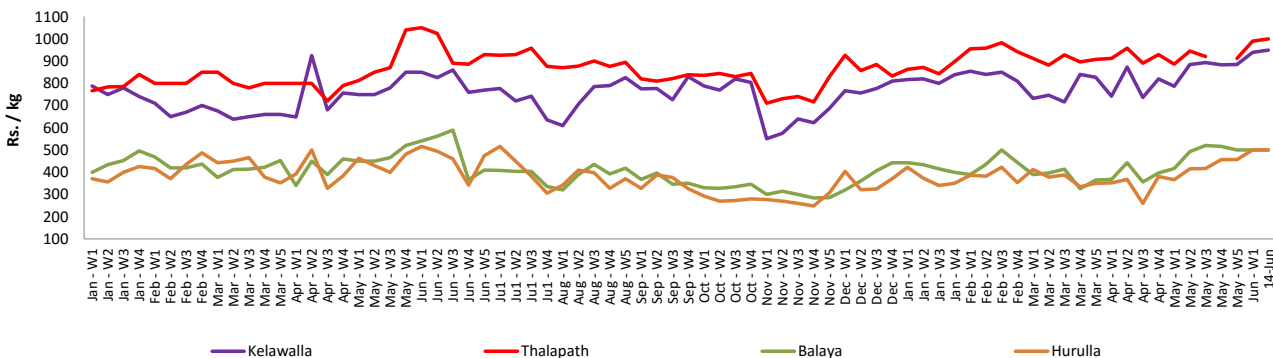
- Price increased by more than 5% compared to previous week average price.
- Price decreased by more than 5% compared to previous week average price.

### Retail Prices

#### Peliyagoda



#### Negombo



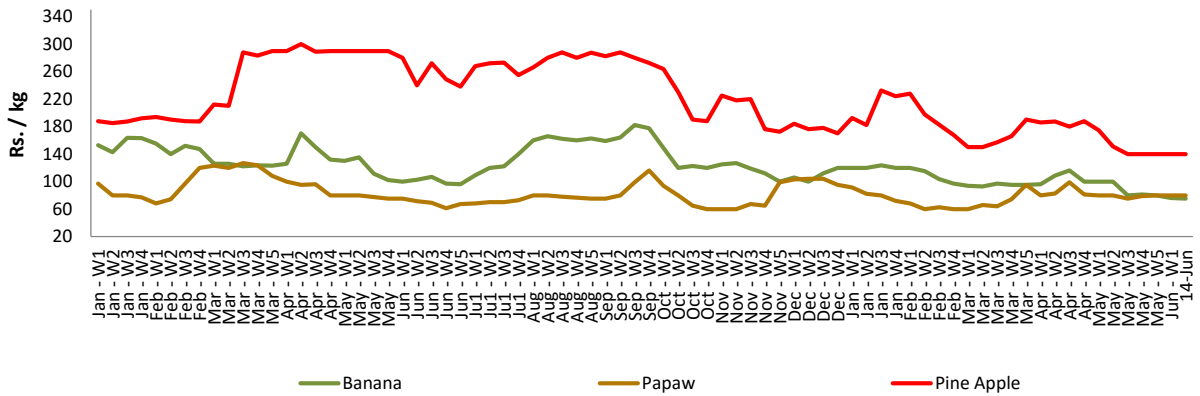
# Wholesale and Retail Prices of Selected Food Commodities - 2018/06/14

## Fruits

Item	Unit	Wholesale		Retail	
		Pettah			
		Previous Week	Today	Previous Week	Today
Banana (Sour)	Rs./Kg	46.00	40.00	76.00	75.00
Papaw	Rs./Kg	50.00	50.00	80.00	80.00
Pineapple	Rs./Kg	100.00	100.00	140.00	140.00

- Price increased by more than 5% compared to previous week average price.
- Price decreased by more than 5% compared to previous week average price.

### Retail - Pettah



# Wholesale and Retail Prices of Selected Food Commodities - 2018/06/14

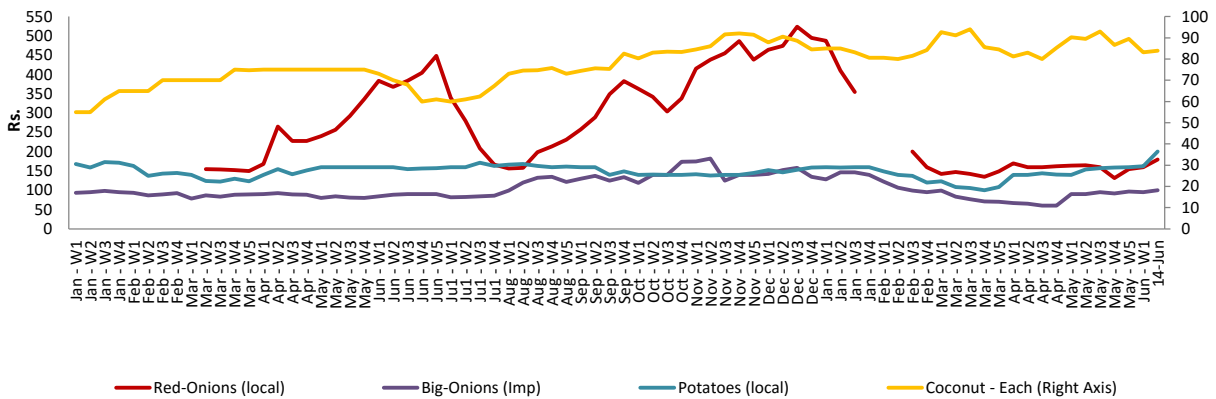
## Other

Item	Unit	Wholesale				Retail			
		Pettah		Dambulla		Pettah		Dambulla	
		Previous Week	Today	Previous Week	Today	Previous Week	Today	Previous Week	Today
Red-Onions (local)	Rs./Kg	124.00	120.00	108.00	115.00	159.00	180.00	120.00	128.00
Red-Onions (Imp)	Rs./Kg	115.00	120.00	108.00	115.00	148.00	160.00	119.00	128.00
Big-Onions (local)	Rs./Kg	n.a.	n.a.	n.a.	n.a.	n.a.	n.a.	n.a.	n.a.
Big-Onions (Imp)	Rs./Kg	81.00	80.00	76.00	82.00	95.00	100.00	86.00	92.00
Potatoes (local)	Rs./Kg	135.00	180.00	126.00	148.00	162.00	200.00	136.00	158.00
Potatoes (Imp)	Rs./Kg	77.00	100.00			93.00	120.00		
Dried Chillies (Imp)	Rs./Kg	249.00	250.00	252.00	253.00	299.00	295.00	262.00	263.00
Coconut	Rs./Nut	74.00	69.00	65.00	62.00	83.00	84.00	70.00	68.00
Coconut oil	Rs./Ltr	352.00	360.00			382.00	390.00		
Dhal	Rs./Kg	110.00	108.00			120.00	120.00		
Sugar	Rs./Kg	94.00	94.00			105.00	105.00		
Eggs	Rs./Each	14.00	14.70			15.00	15.50		
Katta	Rs./Kg	800.00	800.00			850.00	850.00		
Sprats	Rs./Kg	500.00	500.00			550.00	550.00		

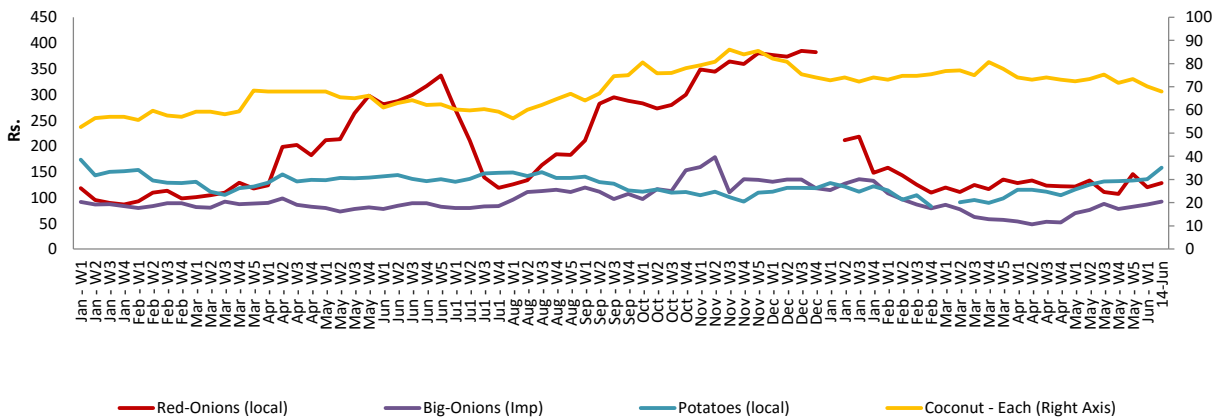
- Price increased by more than 5% compared to previous week average price.
- Price decreased by more than 5% compared to previous week average price.

### Retail Prices

#### Pettah



#### Dambulla



\* Prices of food commodities may vary due to quality and markets among other factors.