

# Daily Price Report

---

A Summary of Price Developments - 12 June 2018

---



## Vegetables

- Prices of **vegetables increased** in both **Pettah** and **Dambulla** markets due to **low supply**.



## Fish

- **Fishing** and **trading activities** of **Negombo** market continued to be **disrupted** due to on going **protests** on **increased prices of Kerosene**.



## Other

- Prices of **imported Potatoes increased** in **Pettah** market due to **low supply** from **Pakistan**.



# Wholesale and Retail Prices of Selected Food Commodities - 2018/06/12

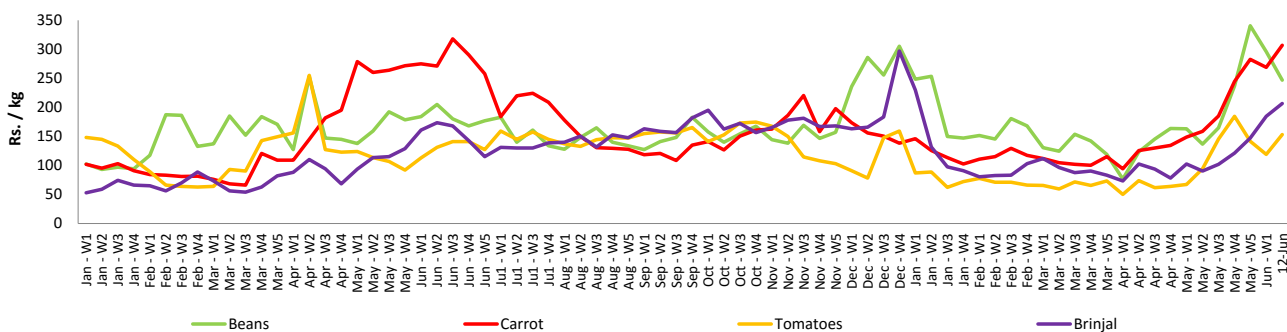
## Vegetables

Item	Unit	Wholesale				Retail			
		Pettah		Dambulla		Pettah		Dambulla	
		Previous Week	Today	Previous Week	Today	Previous Week	Today	Previous Week	Today
Beans	Rs./Kg	245.00	200.00	235.00	218.00	296.00	247.00	255.00	238.00
Carrot	Rs./Kg	223.00	257.00	205.00	235.00	269.00	307.00	225.00	255.00
Cabbage	Rs./Kg	75.00	107.00	66.00	68.00	121.00	153.00	86.00	88.00
Tomatoes	Rs./Kg	80.00	113.00	72.00	148.00	119.00	153.00	92.00	168.00
Brinjal	Rs./Kg	141.00	163.00	94.00	125.00	185.00	207.00	114.00	145.00
Pumpkin	Rs./Kg	31.00	40.00	17.00	23.00	55.00	65.00	37.00	43.00
Snake gourd	Rs./Kg	114.00	123.00	105.00	105.00	149.00	157.00	125.00	125.00

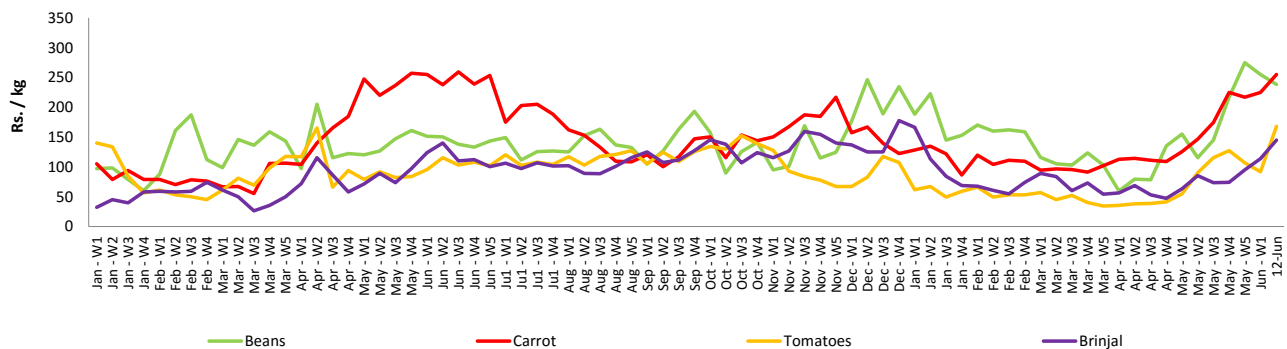
- Price increased by more than 5% compared to previous week average price.
- Price decreased by more than 5% compared to previous week average price.

### Retail Prices

#### Pettah



#### Dambulla



# Wholesale and Retail Prices of Selected Food Commodities - 2018/06/12

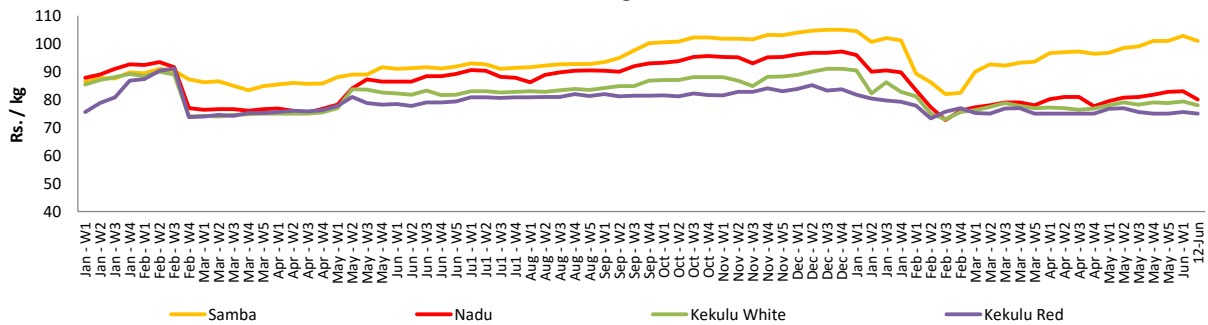
## Rice

Item	Unit	Wholesale				Retail	
		Maradaghamula		Pettah		Pettah	
		Previous Week	Today	Previous Week	Today	Previous Week	Today
Samba	Rs./Kg	103.00	101.00	103.00	102.00	109.00	108.00
Nadu	Rs./Kg	83.00	80.00	79.00	80.00	89.00	88.00
Kekulu White	Rs./Kg	79.00	78.00	79.00	79.00	85.00	85.00
Kekulu Red	Rs./Kg	76.00	75.00	71.00	72.00	80.00	80.00

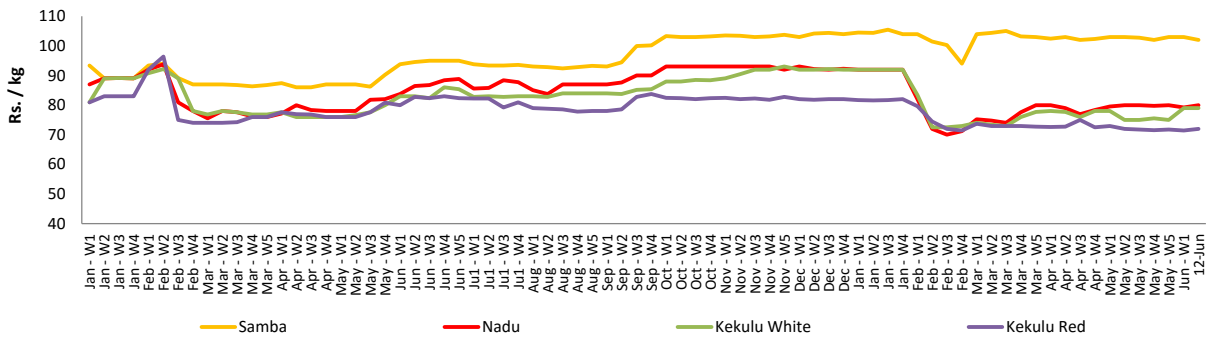
- Price increased by more than 5% compared to previous week average price.
- Price decreased by more than 5% compared to previous week average price.

### Wholesale Prices

#### Marandaghamula

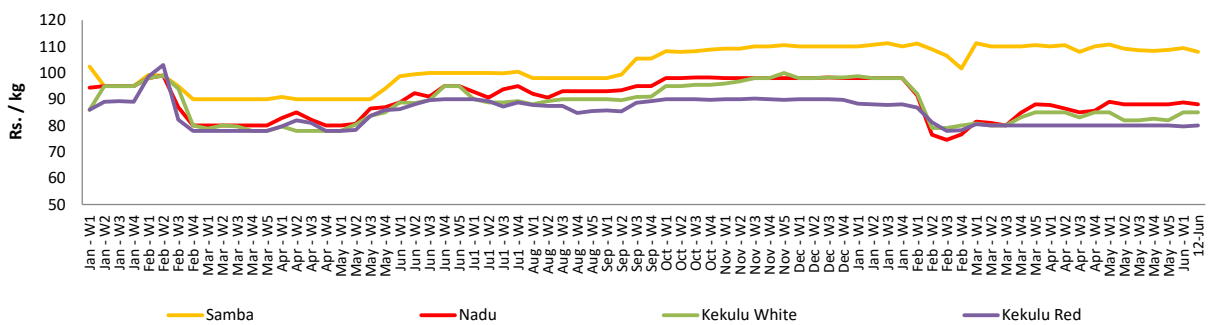


#### Pettah



### Retail Prices

#### Pettah



## Wholesale and Retail Prices of Selected Food Commodities - 2018/06/12

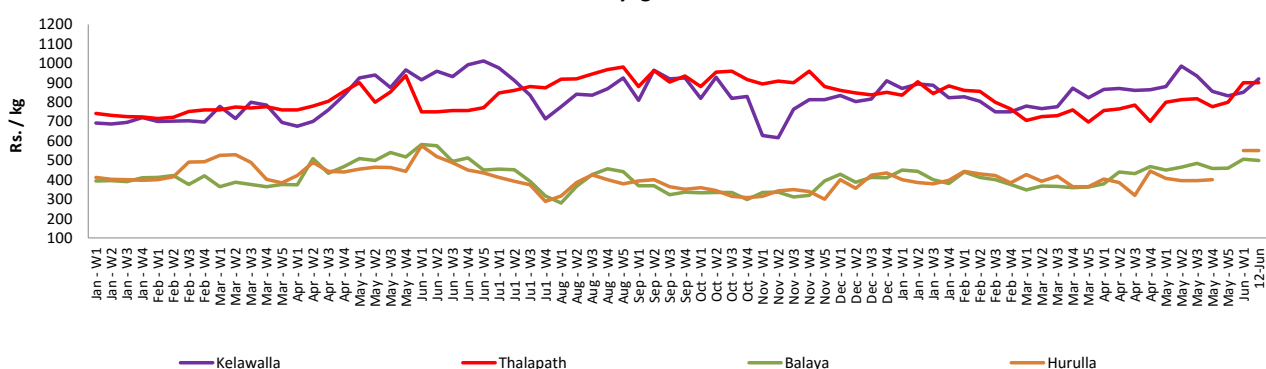
### Fish

Item	Unit	Wholesale				Retail			
		Peliyagoda		Negombo		Peliyagoda		Negombo	
		Previous Week	Today	Previous Week	Today	Previous Week	Today	Previous Week	Today
Kelawalla	Rs./Kg	600.00	650.00	670.00	n.a.	850.00	920.00	940.00	n.a.
Thalapath	Rs./Kg	650.00	680.00	710.00	n.a.	900.00	900.00	990.00	n.a.
Balaya	Rs./Kg	406.00	400.00	350.00	n.a.	506.00	500.00	500.00	n.a.
Paraw	Rs./Kg	626.00	600.00	585.00	n.a.	952.00	950.00	800.00	n.a.
Salaya	Rs./Kg	184.00	160.00	160.00	n.a.	230.00	200.00	248.00	n.a.
Hurulla	Rs./Kg	450.00	450.00	380.00	n.a.	550.00	550.00	500.00	n.a.

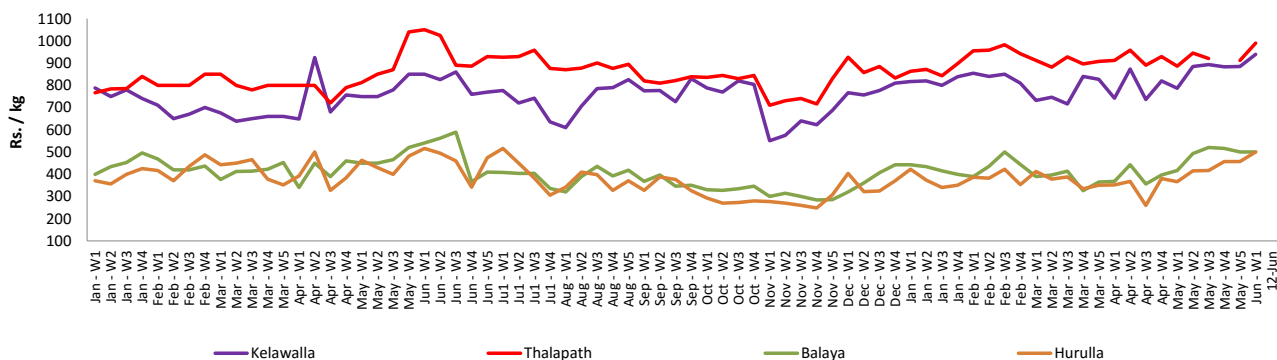
- Price increased by more than 5% compared to previous week average price.
- Price decreased by more than 5% compared to previous week average price.

### Retail Prices

#### Peliyagoda



#### Negombo



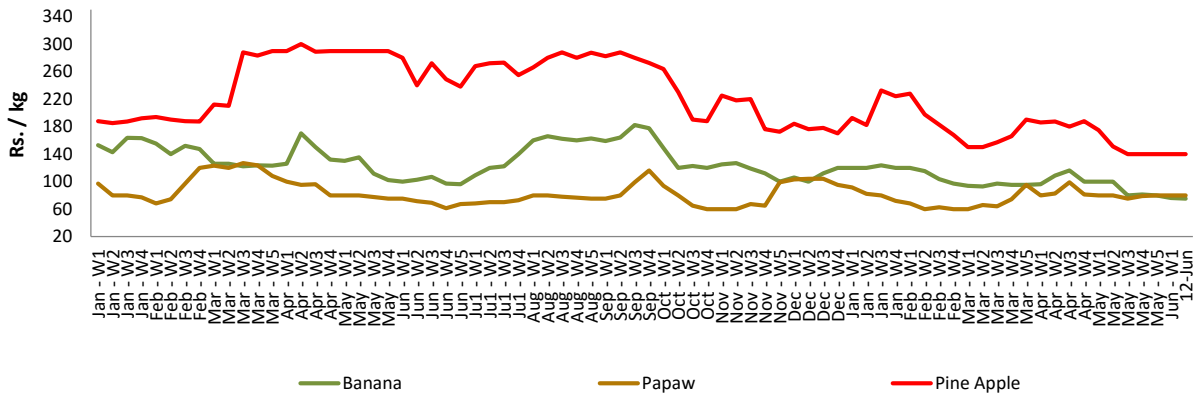
# Wholesale and Retail Prices of Selected Food Commodities - 2018/06/12

## Fruits

Item	Unit	Wholesale		Retail	
		Pettah			
		Previous Week	Today	Previous Week	Today
Banana (Sour)	Rs./Kg	46.00	40.00	76.00	75.00
Papaw	Rs./Kg	50.00	50.00	80.00	80.00
Pineapple	Rs./Kg	100.00	100.00	140.00	140.00

- Price increased by more than 5% compared to previous week average price.
- Price decreased by more than 5% compared to previous week average price.

Retail - Pettah



# Wholesale and Retail Prices of Selected Food Commodities - 2018/06/12

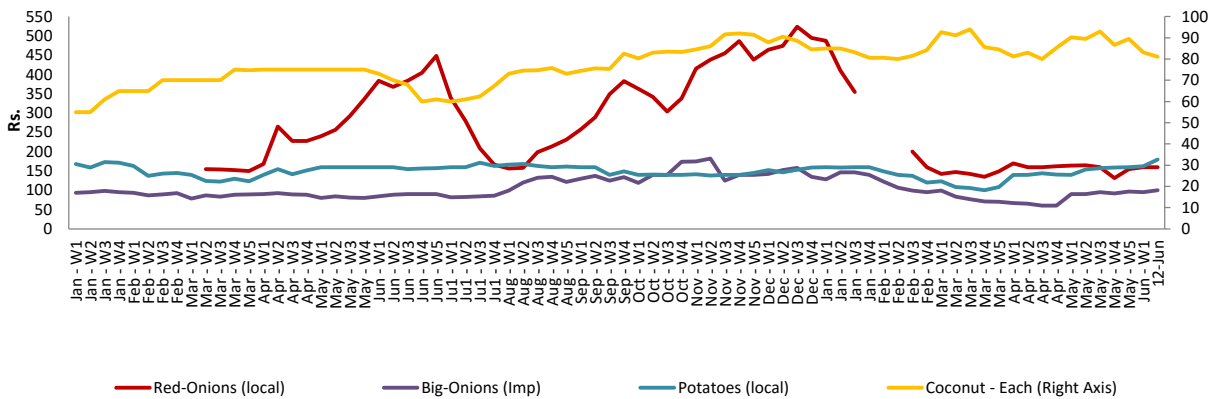
## Other

Item	Unit	Wholesale				Retail			
		Pettah		Dambulla		Pettah		Dambulla	
		Previous Week	Today	Previous Week	Today	Previous Week	Today	Previous Week	Today
Red-Onions (local)	Rs./Kg	124.00	120.00	108.00	118.00	159.00	160.00	120.00	128.00
Red-Onions (Imp)	Rs./Kg	115.00	120.00	108.00	118.00	148.00	160.00	119.00	128.00
Big-Onions (local)	Rs./Kg	n.a.	n.a.	n.a.	n.a.	n.a.	n.a.	n.a.	n.a.
Big-Onions (Imp)	Rs./Kg	81.00	82.00	76.00	78.00	95.00	100.00	86.00	88.00
Potatoes (local)	Rs./Kg	135.00	160.00	126.00	115.00	162.00	180.00	136.00	128.00
Potatoes (Imp)	Rs./Kg	77.00	110.00			93.00	130.00		
Dried Chillies (Imp)	Rs./Kg	249.00	250.00	252.00	248.00	299.00	300.00	262.00	258.00
Coconut	Rs./Nut	74.00	70.00	65.00	63.00	83.00	81.00	70.00	69.00
Coconut oil	Rs./Ltr	352.00	360.00			382.00	390.00		
Dhal	Rs./Kg	110.00	110.00			120.00	120.00		
Sugar	Rs./Kg	94.00	94.00			105.00	105.00		
Eggs	Rs./Each	14.00	14.30			15.00	15.30		
Katta	Rs./Kg	800.00	800.00			850.00	850.00		
Sprats	Rs./Kg	500.00	500.00			550.00	550.00		

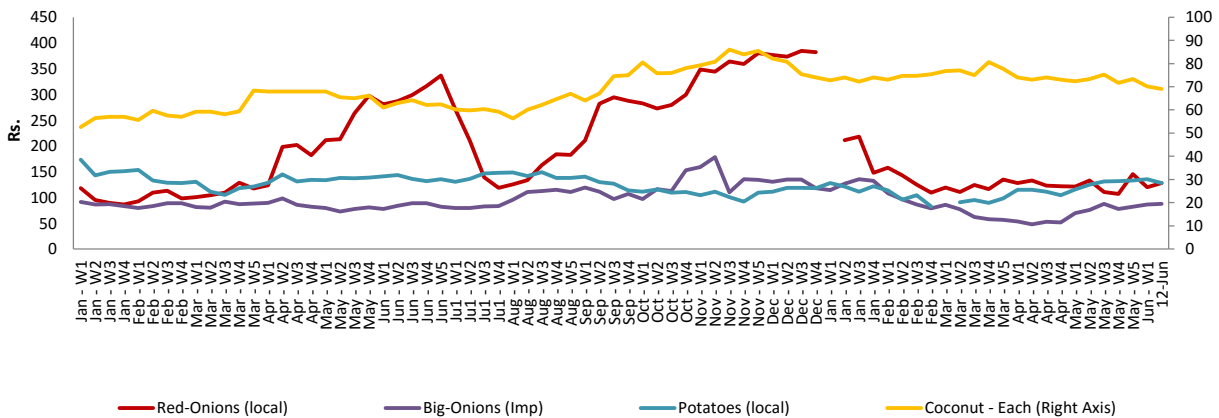
- Price increased by more than 5% compared to previous week average price.
- Price decreased by more than 5% compared to previous week average price.

### Retail Prices

#### Pettah



#### Dambulla



\* Prices of food commodities may vary due to quality and markets among other factors.