

# Daily Price Report

---

A Summary of Price Developments - 05 June 2018

---



## Vegetables

- Prices of up country **vegetables demonstrated mixed movements** in both Pettah and **Dambulla** markets.
- However, prices of **low country vegetables increased** in both markets reportedly due to **seasonal impact**.



## Fish

- Prices of **fish varieties increased** in both **Peliyagoda** and **Negombo** fish markets due to **low supply** resulted by **below average catchment** and **adverse weather conditions**.



## Other

- Prices of **imported Red Onions decreased** in **Dambulla** market due to **high level of supply** from **India**.



# Wholesale and Retail Prices of Selected Food Commodities - 2018/06/05

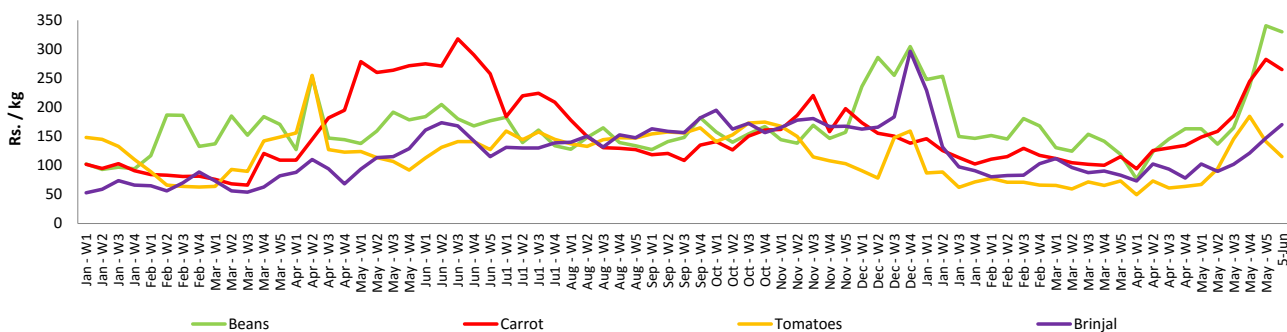
## Vegetables

Item	Unit	Wholesale				Retail			
		Pettah		Dambulla		Pettah		Dambulla	
		Previous Week	Today	Previous Week	Today	Previous Week	Today	Previous Week	Today
Beans	Rs./Kg	297.00	280.00	258.00	245.00	341.00	330.00	275.00	265.00
Carrot	Rs./Kg	241.00	225.00	198.00	225.00	283.00	265.00	217.00	245.00
Cabbage	Rs./Kg	88.00	80.00	42.00	75.00	130.00	120.00	62.00	95.00
Tomatoes	Rs./Kg	105.00	80.00	89.00	73.00	141.00	115.00	107.00	93.00
Brinjal	Rs./Kg	109.00	150.00	75.00	88.00	147.00	170.00	95.00	108.00
Pumpkin	Rs./Kg	31.00	33.00	15.00	16.00	56.00	55.00	37.00	36.00
Snake gourd	Rs./Kg	112.00	110.00	100.00	105.00	145.00	150.00	120.00	125.00

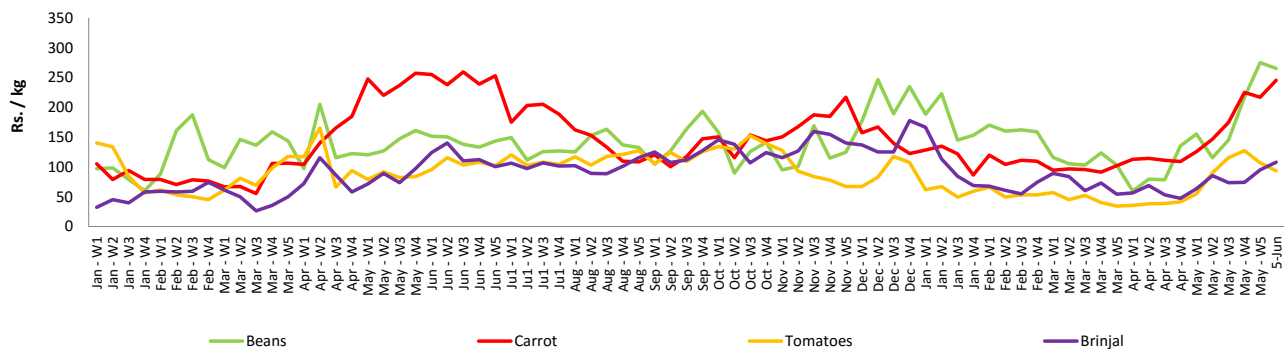
- Price increased by more than 5% compared to previous week average price.
- Price decreased by more than 5% compared to previous week average price.

### Retail Prices

#### Pettah



#### Dambulla



# Wholesale and Retail Prices of Selected Food Commodities - 2018/06/05

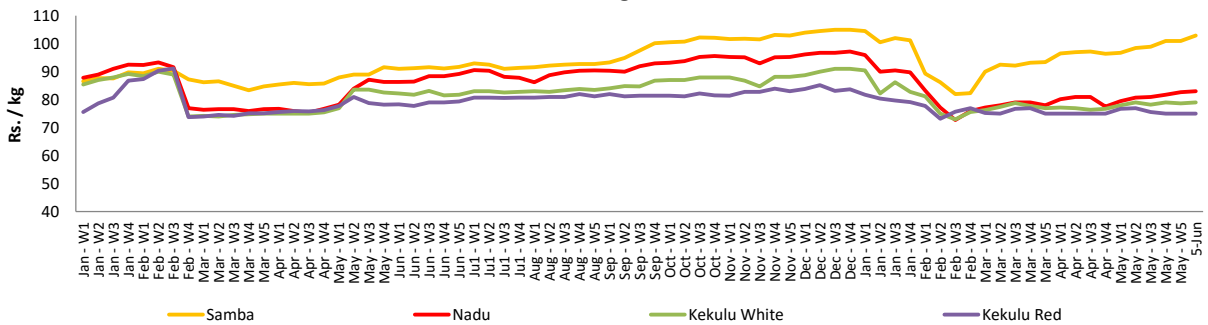
## Rice

Item	Unit	Wholesale				Retail	
		Maradagahamula		Pettah		Pettah	
		Previous Week	Today	Previous Week	Today	Previous Week	Today
Samba	Rs./Kg	101.00	103.00	103.00	102.00	109.00	108.00
Nadu	Rs./Kg	83.00	83.00	80.00	80.00	88.00	88.00
Kekulu White	Rs./Kg	79.00	79.00	75.00	79.00	82.00	85.00
Kekulu Red	Rs./Kg	75.00	75.00	72.00	72.00	80.00	80.00

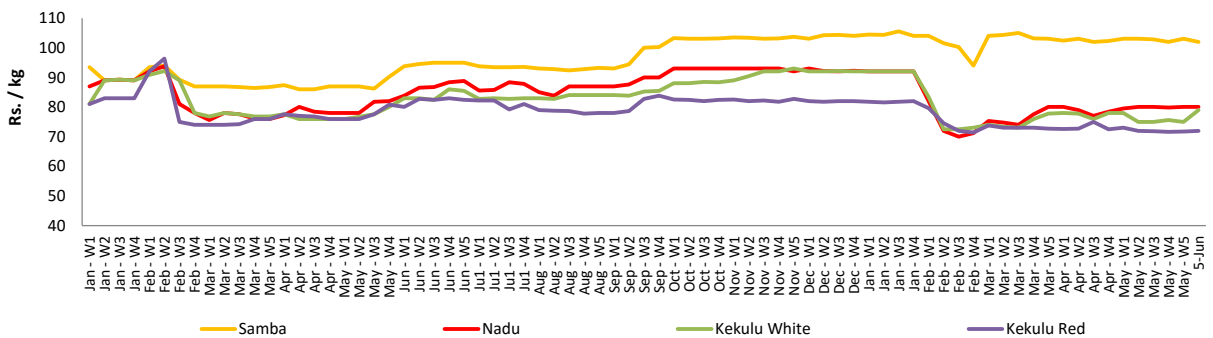
- Price increased by more than 5% compared to previous week average price.
- Price decreased by more than 5% compared to previous week average price.

### Wholesale Prices

#### Marandagahamula

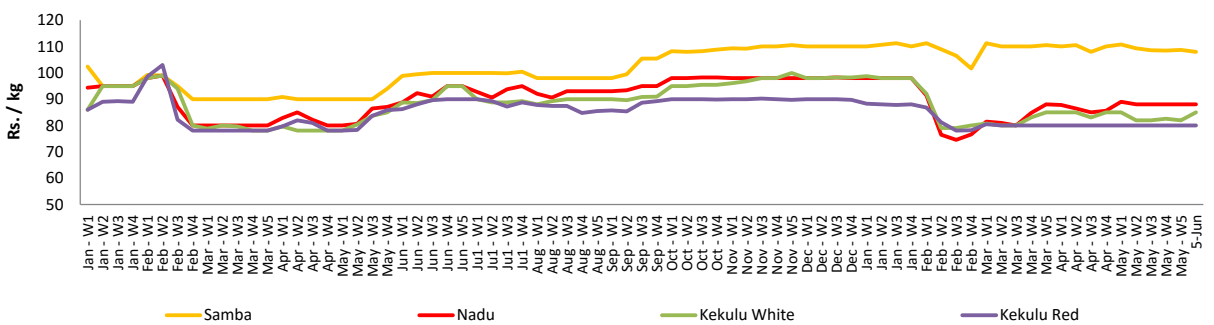


#### Pettah



### Retail Prices

#### Pettah



# Wholesale and Retail Prices of Selected Food Commodities - 2018/06/05

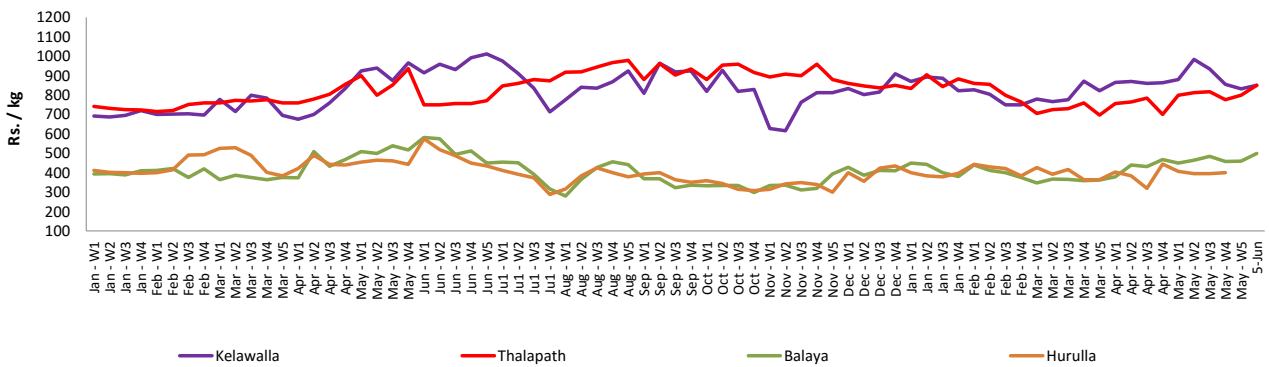
## Fish

Item	Unit	Wholesale				Retail			
		Peliyagoda		Negombo		Peliyagoda		Negombo	
		Previous Week	Today	Previous Week	Today	Previous Week	Today	Previous Week	Today
Kelawalla	Rs./Kg	528.00	600.00	625.00	680.00	833.00	850.00	885.00	950.00
Thalapath	Rs./Kg	617.00	n.a.	690.00	700.00	800.00	n.a.	913.00	980.00
Balaya	Rs./Kg	360.00	400.00	318.00	350.00	460.00	500.00	500.00	500.00
Paraw	Rs./Kg	565.00	580.00	530.00	600.00	880.00	900.00	788.00	800.00
Salaya	Rs./Kg	155.00	160.00	138.00	170.00	200.00	200.00	218.00	270.00
Hurulla	Rs./Kg	#DIV/0!	n.a.	328.00	400.00	#DIV/0!	n.a.	458.00	520.00

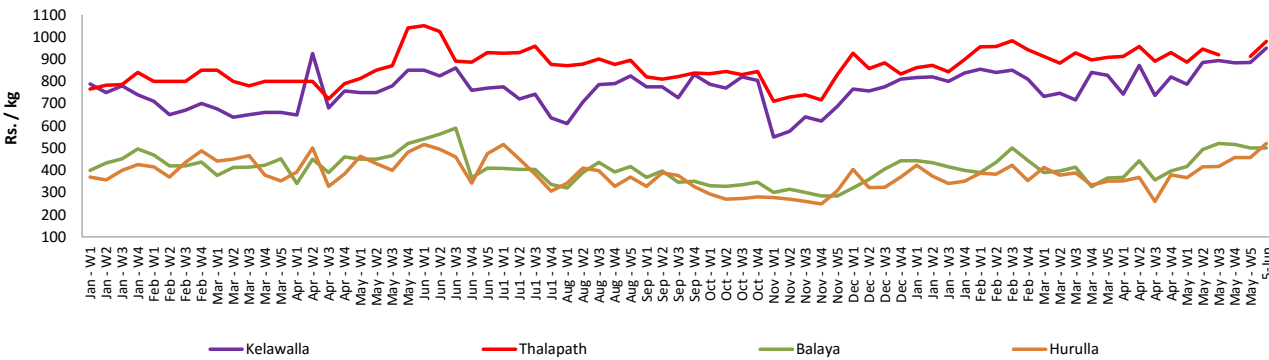
- Price increased by more than 5% compared to previous week average price.
- Price decreased by more than 5% compared to previous week average price.

### Retail Prices

#### Peliyagoda



#### Negombo



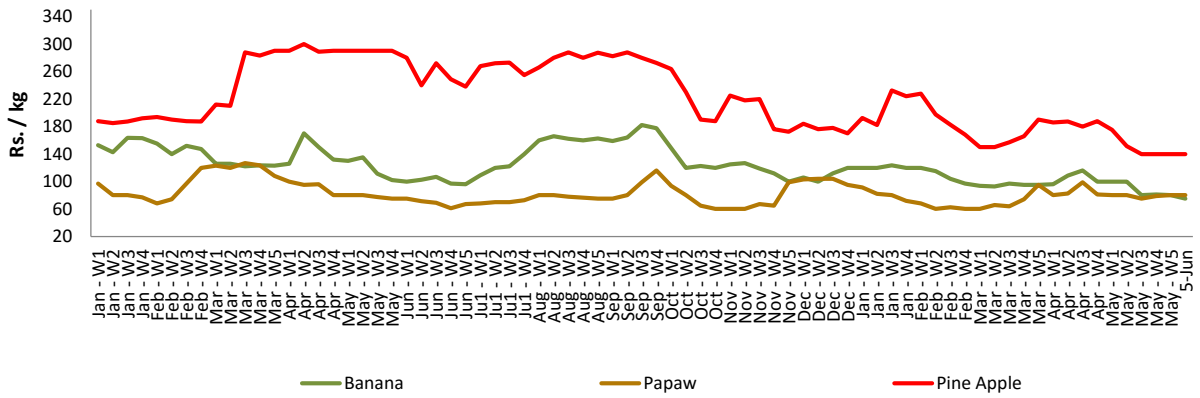
# Wholesale and Retail Prices of Selected Food Commodities - 2018/06/05

## Fruits

Item	Unit	Wholesale		Retail	
		Pettah			
		Previous Week	Today	Previous Week	Today
Banana (Sour)	Rs./Kg	49.00	45.00	80.00	75.00
Papaw	Rs./Kg	50.00	50.00	80.00	80.00
Pineapple	Rs./Kg	100.00	100.00	140.00	140.00

- Price increased by more than 5% compared to previous week average price.
- Price decreased by more than 5% compared to previous week average price.

Retail - Pettah



# Wholesale and Retail Prices of Selected Food Commodities - 2018/06/05

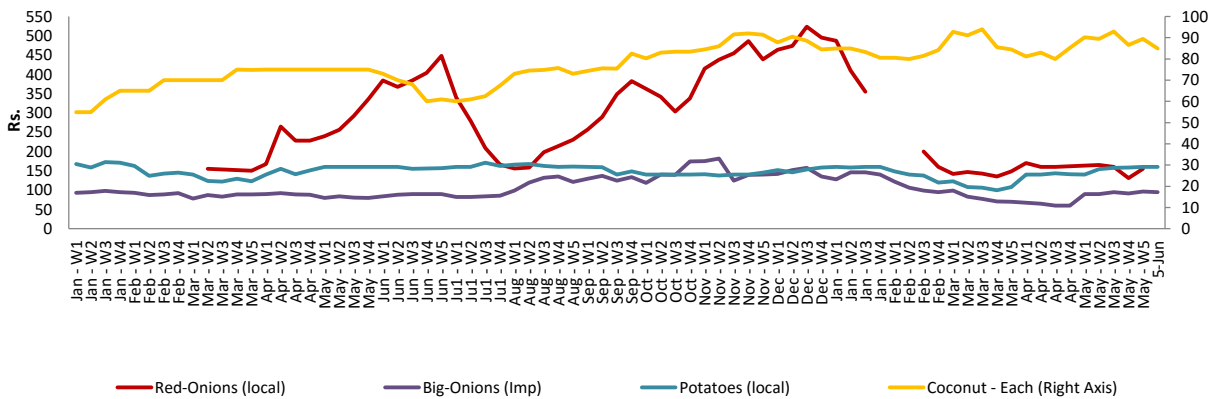
## Other

Item	Unit	Wholesale				Retail			
		Pettah		Dambulla		Pettah		Dambulla	
		Previous Week	Today	Previous Week	Today	Previous Week	Today	Previous Week	Today
Red-Onions (local)	Rs./Kg	123.00	n.a.	134.00	115.00	155.00	n.a.	146.00	128.00
Red-Onions (Imp)	Rs./Kg	123.00	115.00	137.00	113.00	153.00	145.00	148.00	123.00
Big-Onions (local)	Rs./Kg	n.a.	n.a.	n.a.	n.a.	n.a.	n.a.	n.a.	n.a.
Big-Onions (Imp)	Rs./Kg	79.00	82.00	72.00	74.00	96.00	95.00	82.00	84.00
Potatoes (local)	Rs./Kg	134.00	135.00	123.00	128.00	160.00	160.00	133.00	138.00
Potatoes (Imp)	Rs./Kg	80.00	75.00			98.00	90.00		
Dried Chillies (Imp)	Rs./Kg	246.00	250.00	248.00	253.00	281.00	300.00	258.00	263.00
Coconut	Rs./Nut	79.00	75.00	68.00	67.00	90.00	85.00	73.00	71.00
Coconut oil	Rs./Ltr	360.00	350.00			390.00	380.00		
Dhal	Rs./Kg	111.00	110.00			125.00	120.00		
Sugar	Rs./Kg	97.00	94.00			109.00	105.00		
Eggs	Rs./Each	14.00	14.30			15.00	15.30		
Katta	Rs./Kg	800.00	800.00			850.00	850.00		
Sprats	Rs./Kg	500.00	500.00			550.00	550.00		

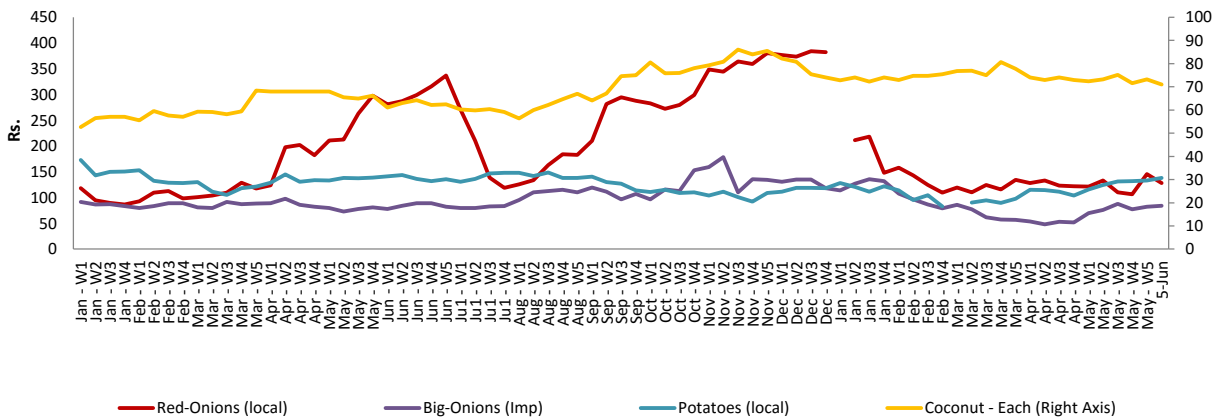
- Price increased by more than 5% compared to previous week average price.
- Price decreased by more than 5% compared to previous week average price.

### Retail Prices

#### Pettah



#### Dambulla



\* Prices of food commodities may vary due to quality and markets among other factors.