

Daily Price Report

A Summary of Price Developments - 04 June 2018



Vegetables

- Prices of **vegetables demonstrated mixed movements** in **Dambulla** market while prices in **Pettah** market **demonstrated some stability** after the price increase observed during last week..



Fish

- Prices of **fish varieties increased** in both **Peliyagoda** and **Negombo** fish markets due to **low supply** resulted by **adverse weather conditions**.



Other

- Prices of **imported Red Onions decreased** in **Dambulla** market due to **high level of supply** from **India**.



Statistics Department
Central Bank of Sri Lanka

Wholesale and Retail Prices of Selected Food Commodities - 2018/06/04

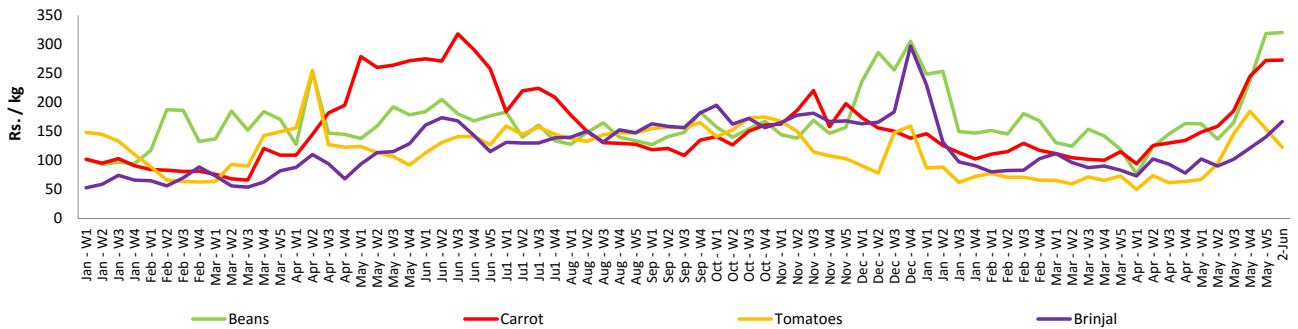
Vegetables

Item	Unit	Wholesale				Retail			
		Pettah		Dambulla		Pettah		Dambulla	
		Previous Week	Today	Previous Week	Today	Previous Week	Today	Previous Week	Today
Beans	Rs./Kg	275.00	287.00	248.00	275.00	319.00	320.00	267.00	295.00
Carrot	Rs./Kg	230.00	230.00	207.00	215.00	272.00	273.00	227.00	235.00
Cabbage	Rs./Kg	83.00	83.00	44.00	65.00	126.00	130.00	64.00	85.00
Tomatoes	Rs./Kg	115.00	83.00	92.00	80.00	154.00	123.00	110.00	100.00
Brinjal	Rs./Kg	103.00	123.00	71.00	75.00	140.00	167.00	91.00	95.00
Pumpkin	Rs./Kg	32.00	28.00	17.00	16.00	56.00	55.00	38.00	36.00
Snake gourd	Rs./Kg	110.00	107.00	99.00	113.00	144.00	140.00	119.00	133.00

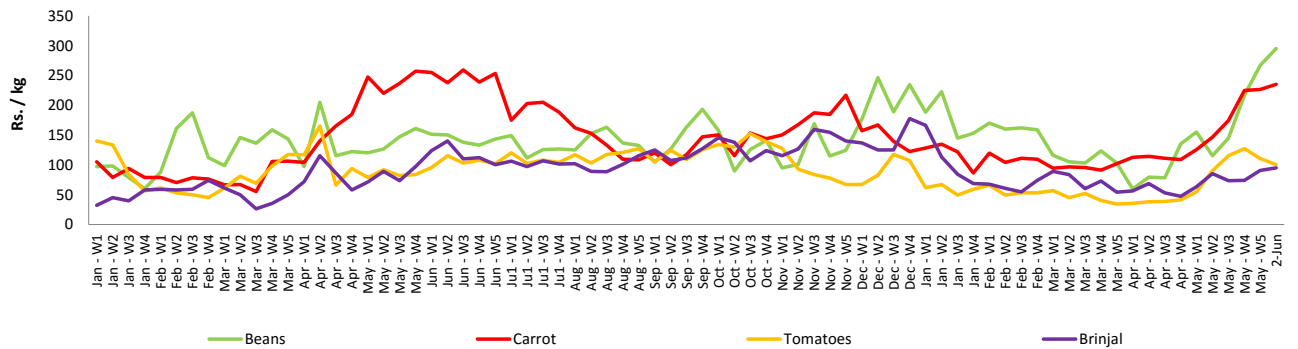
- Price increased by more than 5% compared to previous week average price.
- Price decreased by more than 5% compared to previous week average price.

Retail Prices

Pettah



Dambulla



Wholesale and Retail Prices of Selected Food Commodities - 2018/06/04

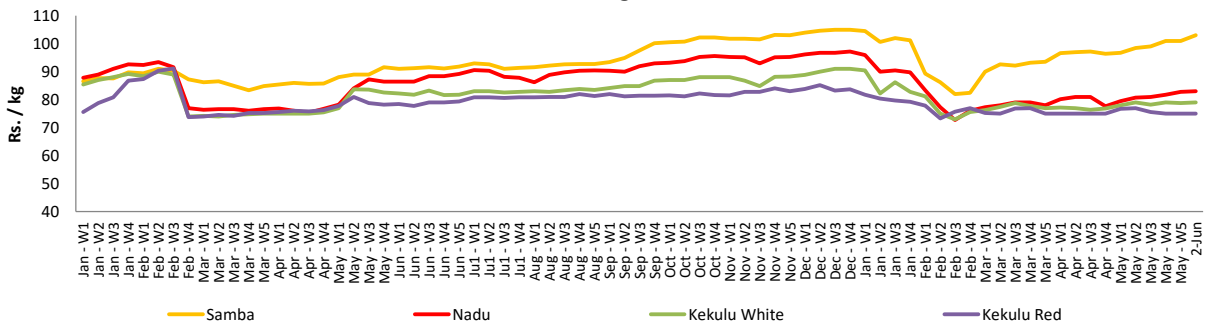
Rice

Item	Unit	Wholesale				Retail	
		Maradagahamula		Pettah		Pettah	
		Previous Week	Today	Previous Week	Today	Previous Week	Today
Samba	Rs./Kg	101.00	103.00	103.00	102.00	109.00	108.00
Nadu	Rs./Kg	83.00	83.00	80.00	80.00	88.00	88.00
Kekulu White	Rs./Kg	79.00	79.00	76.00	79.00	83.00	85.00
Kekulu Red	Rs./Kg	75.00	75.00	71.00	72.00	80.00	80.00

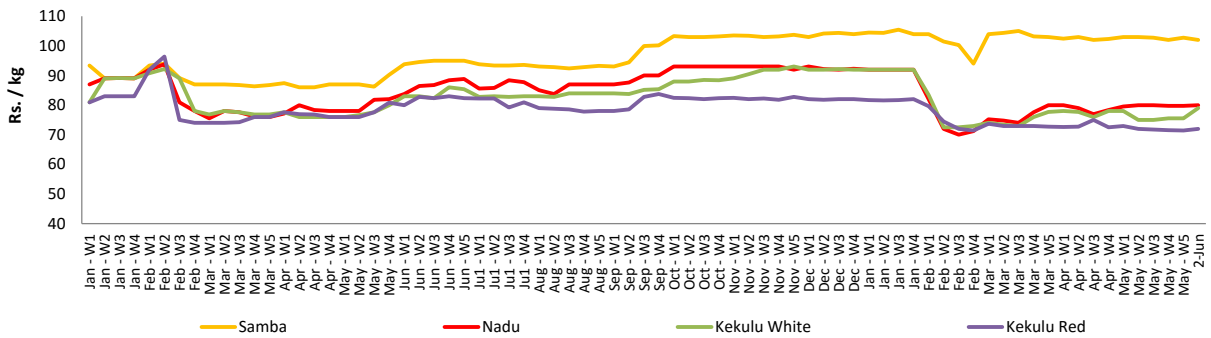
- Price increased by more than 5% compared to previous week average price.
- Price decreased by more than 5% compared to previous week average price.

Wholesale Prices

Marandagahamula

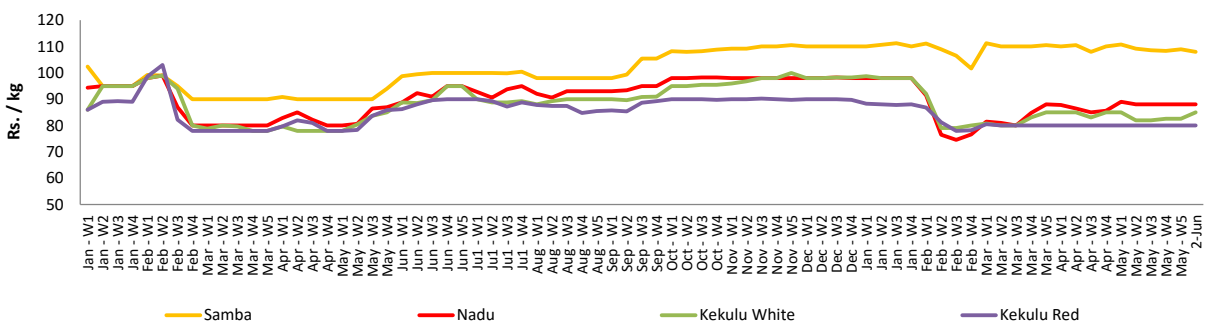


Pettah



Retail Prices

Pettah



Wholesale and Retail Prices of Selected Food Commodities - 2018/06/04

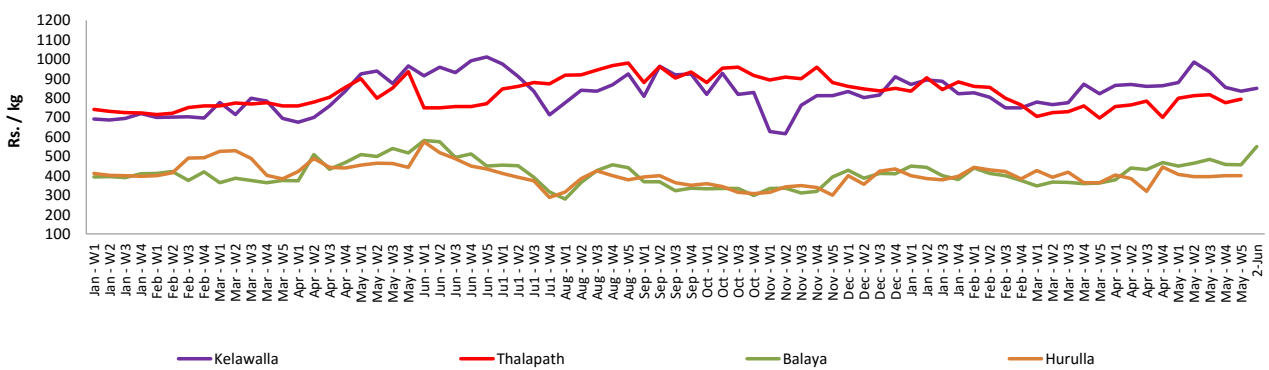
Fish

Item	Unit	Wholesale				Retail			
		Peliyagoda		Negombo		Peliyagoda		Negombo	
		Previous Week	Today	Previous Week	Today	Previous Week	Today	Previous Week	Today
Kelawalla	Rs./Kg	532.00	600.00	600.00	680.00	836.00	850.00	858.00	950.00
Thalapath	Rs./Kg	618.00	n.a.	690.00	720.00	795.00	n.a.	913.00	1000.00
Balaya	Rs./Kg	358.00	450.00	314.00	350.00	458.00	550.00	490.00	500.00
Paraw	Rs./Kg	556.00	600.00	524.00	540.00	868.00	920.00	770.00	800.00
Salaya	Rs./Kg	154.00	160.00	132.00	160.00	200.00	200.00	210.00	250.00
Hurulla	Rs./Kg	300.00	n.a.	318.00	400.00	400.00	n.a.	446.00	500.00

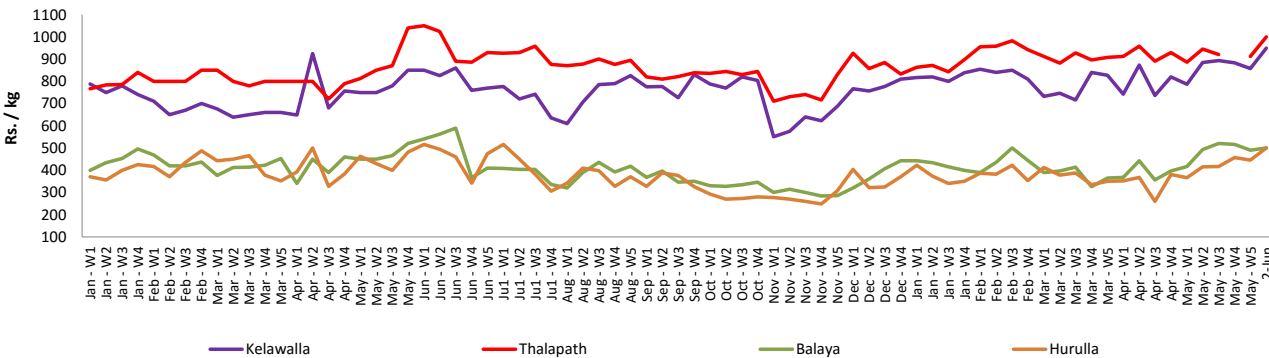
- Price increased by more than 5% compared to previous week average price.
- Price decreased by more than 5% compared to previous week average price.

Retail Prices

Peliyagoda



Negombo



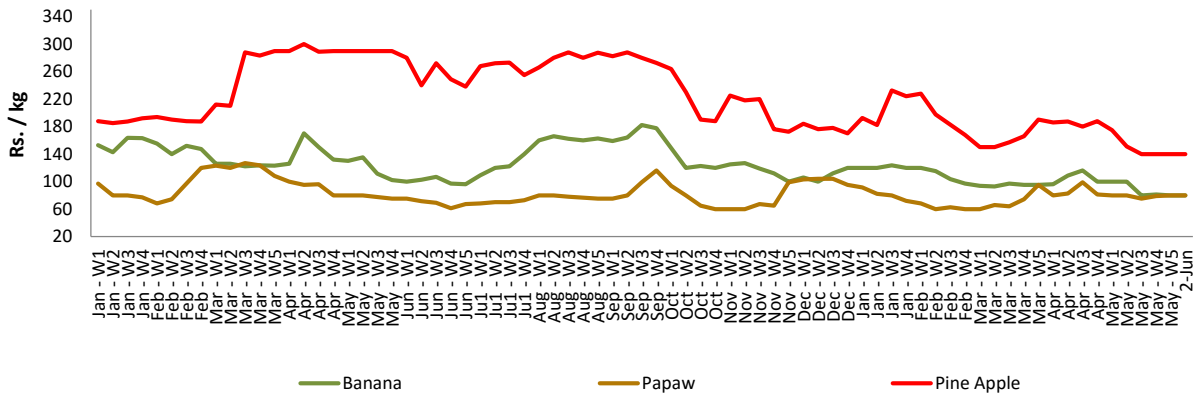
Wholesale and Retail Prices of Selected Food Commodities - 2018/06/04

Fruits

Item	Unit	Wholesale		Retail	
		Pettah			
		Previous Week	Today	Previous Week	Today
Banana (Sour)	Rs./Kg	48.00	50.00	80.00	80.00
Papaw	Rs./Kg	50.00	50.00	80.00	80.00
Pineapple	Rs./Kg	98.00	100.00	140.00	140.00

- Price increased by more than 5% compared to previous week average price.
- Price decreased by more than 5% compared to previous week average price.

Retail - Pettah



Wholesale and Retail Prices of Selected Food Commodities - 2018/06/04

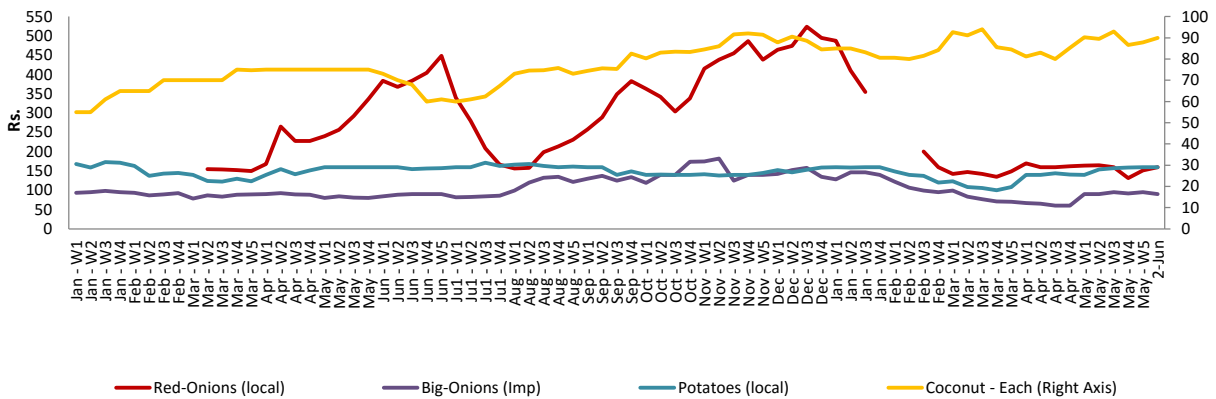
Other

Item	Unit	Wholesale				Retail			
		Pettah		Dambulla		Pettah		Dambulla	
		Previous Week	Today	Previous Week	Today	Previous Week	Today	Previous Week	Today
Red-Onions (local)	Rs./Kg	118.00	130.00	126.00	115.00	151.00	160.00	138.00	128.00
Red-Onions (Imp)	Rs./Kg	118.00	130.00	129.00	105.00	150.00	160.00	140.00	118.00
Big-Onions (local)	Rs./Kg	n.a.	n.a.	n.a.	n.a.	n.a.	n.a.	n.a.	n.a.
Big-Onions (Imp)	Rs./Kg	77.00	77.00	71.00	77.00	95.00	90.00	81.00	87.00
Potatoes (local)	Rs./Kg	134.00	130.00	123.00	123.00	160.00	160.00	133.00	133.00
Potatoes (Imp)	Rs./Kg	80.00	77.00			97.00	90.00		
Dried Chillies (Imp)	Rs./Kg	248.00	250.00	247.00	253.00	283.00	300.00	258.00	263.00
Coconut	Rs./Nut	78.00	80.00	67.00	67.00	88.00	90.00	73.00	71.00
Coconut oil	Rs./Ltr	360.00	360.00			388.00	390.00		
Dhal	Rs./Kg	111.00	110.00			124.00	120.00		
Sugar	Rs./Kg	96.00	94.00			108.00	105.00		
Eggs	Rs./Each	14.00	14.30			15.00	15.30		
Katta	Rs./Kg	800.00	800.00			850.00	850.00		
Sprats	Rs./Kg	500.00	500.00			550.00	550.00		

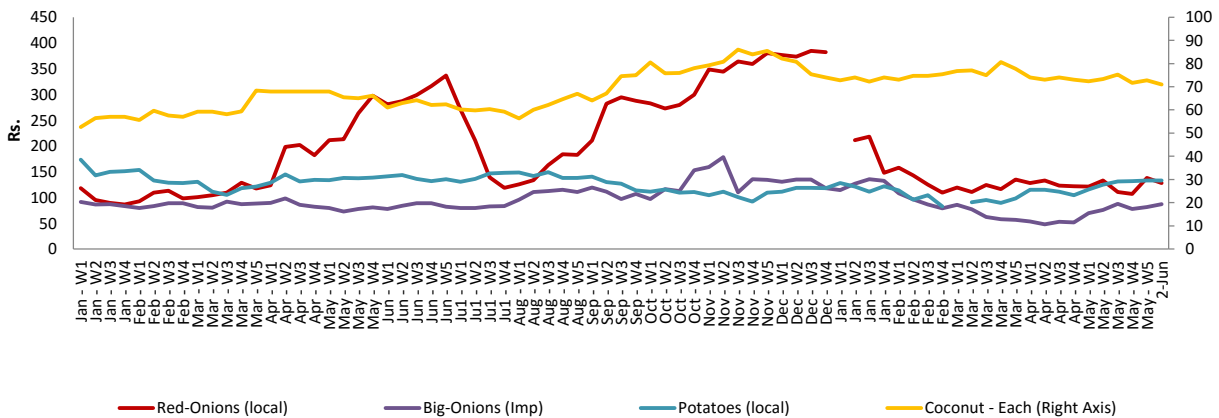
- Price increased by more than 5% compared to previous week average price.
- Price decreased by more than 5% compared to previous week average price.

Retail Prices

Pettah



Dambulla



* Prices of food commodities may vary due to quality and markets among other factors.