

# Daily Price Report

---

A Summary of Price Developments - 28 May 2018

---



## Vegetables

- Prices of **vegetables demonstrated mixed movements** in both **Pettah** and **Dambulla** markets.



## Other

- Prices of **imported Red Onions decreased** in **Pettah** market due to **high level of supply** coupled with **below average demand**.
- Prices of both **local** and **imported Red Onions increased** in **Dambulla** market due to **low supply**.



Statistics Department  
Central Bank of Sri Lanka

# Wholesale and Retail Prices of Selected Food Commodities - 2018/05/28

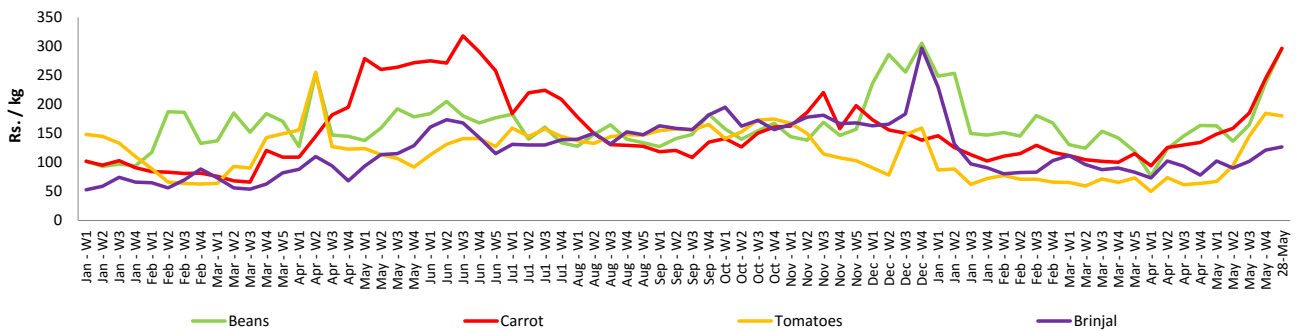
## Vegetables

Item	Unit	Wholesale				Retail			
		Pettah		Dambulla		Pettah		Dambulla	
		Previous Week	Today	Previous Week	Today	Previous Week	Today	Previous Week	Today
Beans	Rs./Kg	198.00	250.00	195.00	215.00	237.00	297.00	217.00	225.00
Carrot	Rs./Kg	200.00	250.00	205.00	195.00	245.00	297.00	225.00	213.00
Cabbage	Rs./Kg	65.00	77.00	53.00	38.00	108.00	113.00	73.00	58.00
Tomatoes	Rs./Kg	140.00	140.00	107.00	108.00	184.00	180.00	127.00	118.00
Brinjal	Rs./Kg	79.00	90.00	54.00	63.00	121.00	127.00	74.00	83.00
Pumpkin	Rs./Kg	32.00	28.00	17.00	13.00	58.00	48.00	35.00	33.00
Snake gourd	Rs./Kg	101.00	110.00	80.00	95.00	138.00	137.00	100.00	115.00

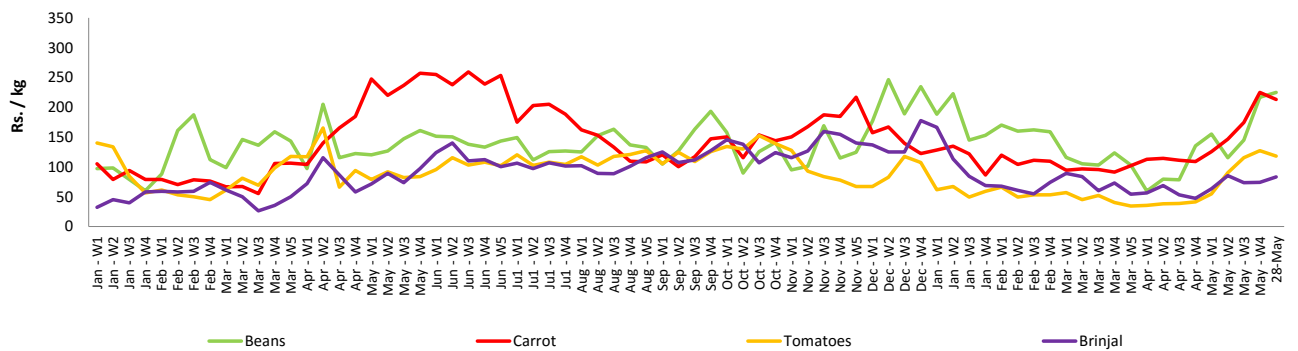
- Price increased by more than 5% compared to previous week average price.
- Price decreased by more than 5% compared to previous week average price.

### Retail Prices

#### Pettah



#### Dambulla



# Wholesale and Retail Prices of Selected Food Commodities - 2018/05/28

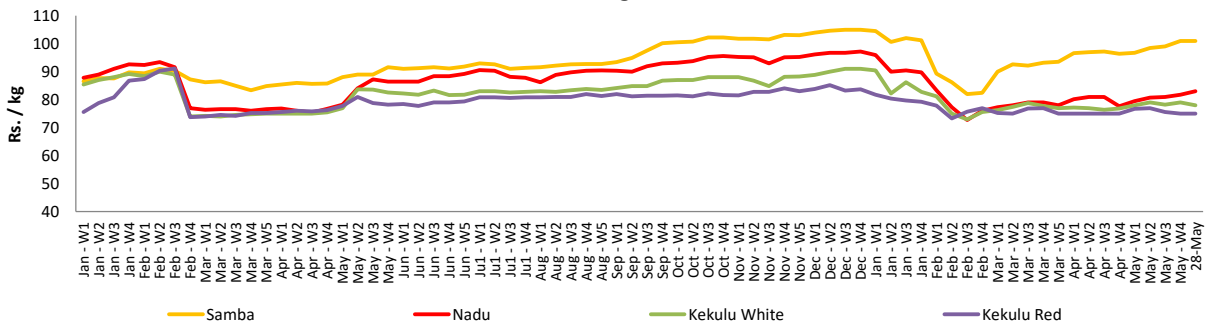
## Rice

Item	Unit	Wholesale				Retail	
		Maradagahamula		Pettah		Pettah	
		Previous Week	Today	Previous Week	Today	Previous Week	Today
Samba	Rs./Kg	101.00	101.00	102.00	102.00	108.00	108.00
Nadu	Rs./Kg	82.00	83.00	80.00	80.00	88.00	88.00
Kekulu White	Rs./Kg	79.00	78.00	76.00	75.00	83.00	82.00
Kekulu Red	Rs./Kg	75.00	75.00	72.00	72.00	80.00	80.00

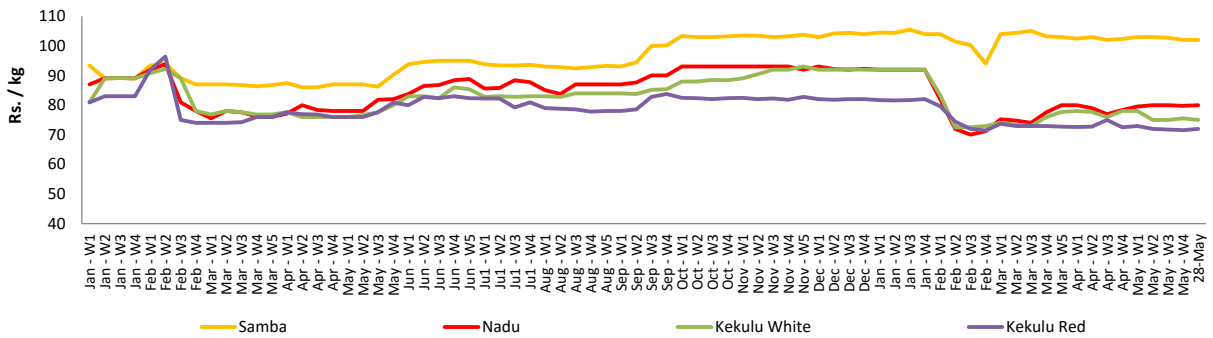
- Price increased by more than 5% compared to previous week average price.
- Price decreased by more than 5% compared to previous week average price.

### Wholesale Prices

#### Marandagahamula

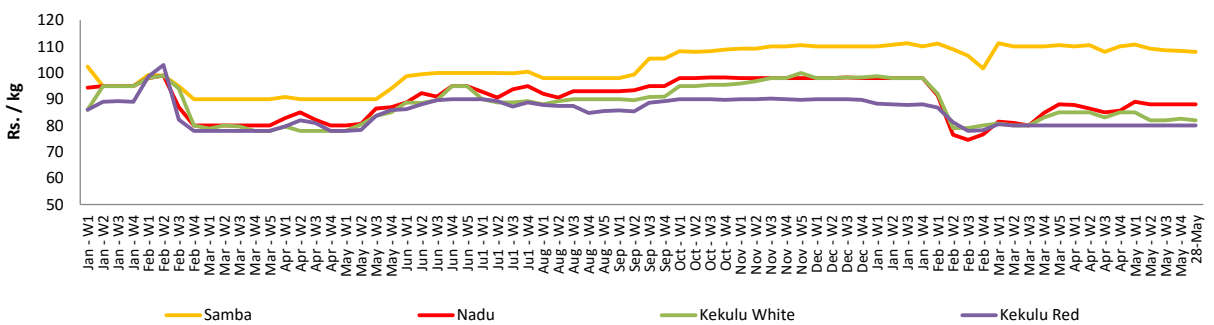


#### Pettah



### Retail Prices

#### Pettah



# Wholesale and Retail Prices of Selected Food Commodities - 2018/05/28

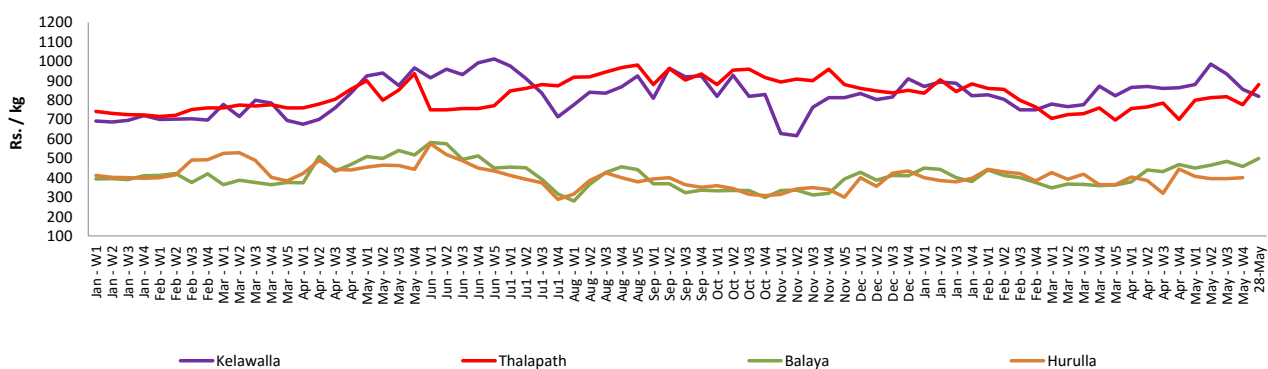
## Fish

Item	Unit	Wholesale				Retail			
		Peliyagoda		Negombo		Peliyagoda		Negombo	
		Previous Week	Today	Previous Week	Today	Previous Week	Today	Previous Week	Today
Kelawalla	Rs./Kg	558.00	530.00	633.00	640.00	856.00	820.00	883.00	900.00
Thalapath	Rs./Kg	624.00	700.00	n.a.	680.00	776.00	880.00	n.a.	900.00
Balaya	Rs./Kg	358.00	400.00	350.00	310.00	458.00	500.00	517.00	500.00
Paraw	Rs./Kg	518.00	520.00	583.00	540.00	830.00	820.00	833.00	800.00
Salaya	Rs./Kg	146.00	150.00	115.00	140.00	192.00	200.00	190.00	220.00
Hurulla	Rs./Kg	300.00	n.a.	333.00	330.00	400.00	n.a.	457.00	450.00

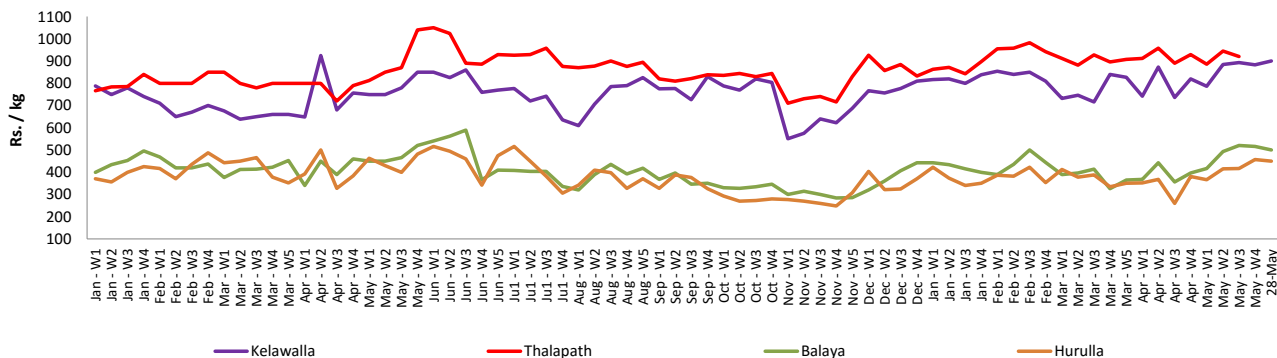
- Price increased by more than 5% compared to previous week average price.
- Price decreased by more than 5% compared to previous week average price.

### Retail Prices

#### Peliyagoda



#### Negombo



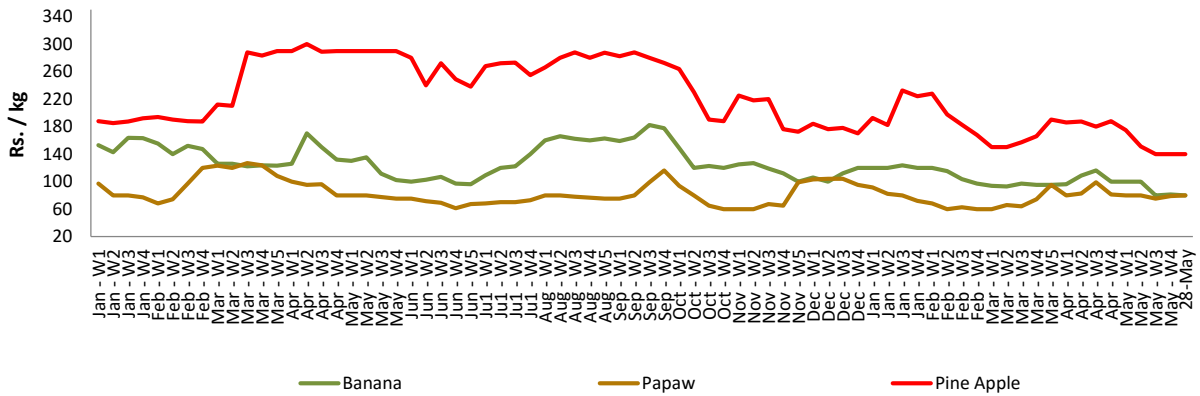
# Wholesale and Retail Prices of Selected Food Commodities - 2018/05/28

## Fruits

Item	Unit	Wholesale		Retail	
		Pettah			
		Previous Week	Today	Previous Week	Today
Banana (Sour)	Rs./Kg	48.00	50.00	81.00	80.00
Papaw	Rs./Kg	49.00	50.00	79.00	80.00
Pineapple	Rs./Kg	94.00	100.00	140.00	140.00

- Price increased by more than 5% compared to previous week average price.
- Price decreased by more than 5% compared to previous week average price.

Retail - Pettah



# Wholesale and Retail Prices of Selected Food Commodities - 2018/05/28

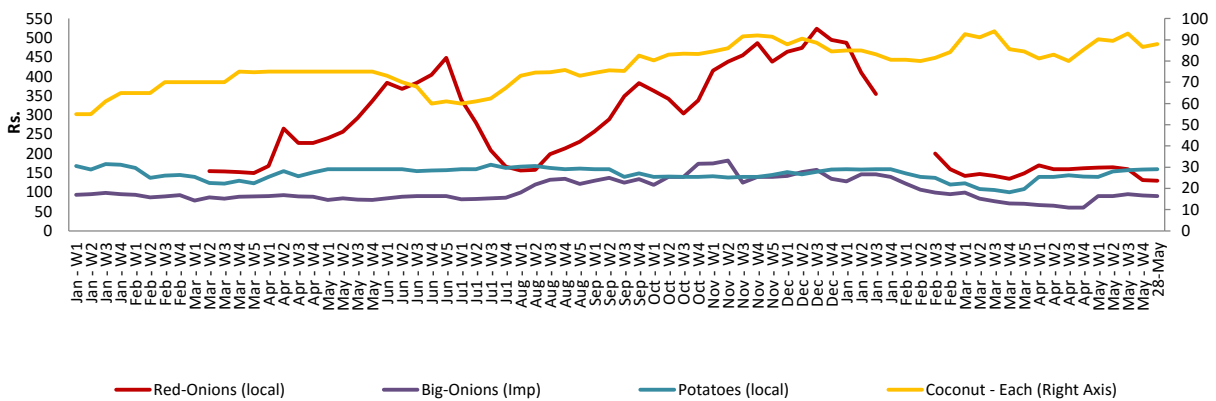
## Other

Item	Unit	Wholesale				Retail			
		Pettah		Dambulla		Pettah		Dambulla	
		Previous Week	Today	Previous Week	Today	Previous Week	Today	Previous Week	Today
Red-Onions (local)	Rs./Kg	100.00	100.00	96.00	135.00	131.00	130.00	107.00	148.00
Red-Onions (Imp)	Rs./Kg	106.00	100.00	95.00	135.00	138.00	130.00	108.00	148.00
Big-Onions (local)	Rs./Kg	n.a.	n.a.	n.a.	n.a.	n.a.	n.a.	n.a.	n.a.
Big-Onions (Imp)	Rs./Kg	72.00	78.00	69.00	73.00	92.00	90.00	78.00	83.00
Potatoes (local)	Rs./Kg	131.00	130.00	118.00	118.00	159.00	160.00	132.00	128.00
Potatoes (Imp)	Rs./Kg	80.00	78.00			96.00	90.00		
Dried Chillies (Imp)	Rs./Kg	247.00	245.00	248.00	248.00	282.00	280.00	258.00	258.00
Coconut	Rs./Nut	76.00	77.00	67.00	67.00	87.00	88.00	72.00	73.00
Coconut oil	Rs./Ltr	360.00	360.00			388.00	390.00		
Dhal	Rs./Kg	112.00	112.00			124.00	125.00		
Sugar	Rs./Kg	97.00	93.00			109.00	105.00		
Eggs	Rs./Each	14.00	14.30			15.00	15.30		
Katta	Rs./Kg	800.00	800.00			850.00	850.00		
Sprats	Rs./Kg	500.00	500.00			550.00	550.00		

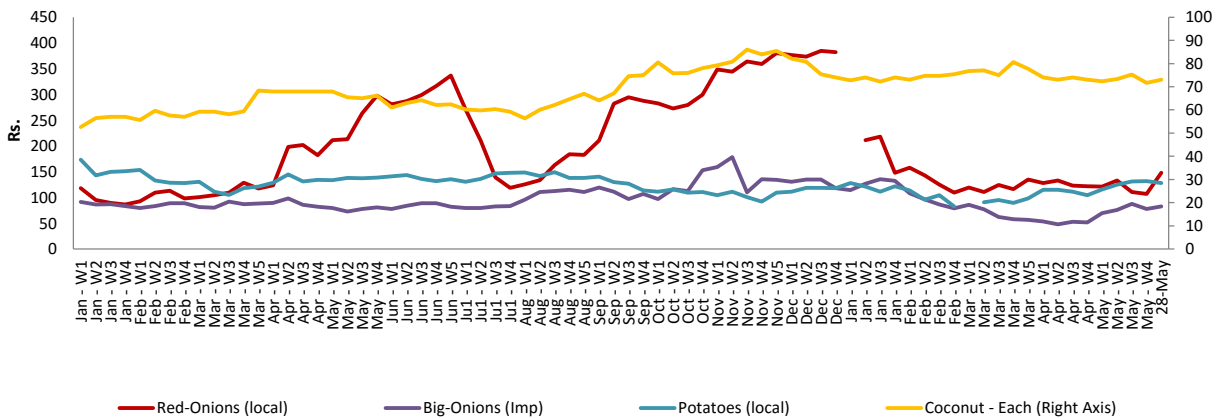
- Price increased by more than 5% compared to previous week average price.
- Price decreased by more than 5% compared to previous week average price.

### Retail Prices

#### Pettah



#### Dambulla



\* Prices of food commodities may vary due to quality and markets among other factors.