

Daily Price Report

A Summary of Price Developments - 25 May 2018



Vegetables

- Prices of **vegetables continued to remain at high levels** in both **Pettah** and **Dambulla** markets due to **supply disruptions** caused by **adverse weather** developments.



Fish

- Prices of **fish decreased** in both **Peliyagoda** and **Negombo** markets reportedly due to **lower level of demand** from **consumers**.



Other

- Prices of imported **Red Onions** and **Big Onions** **decreased** in both **Pettah** and **Dambulla** markets due to **high level of supply** coupled with **below average demand**.
- Prices of **Sugar** **decreased** in **Pettah** market because of the **declined world market prices** of the commodity.



Wholesale and Retail Prices of Selected Food Commodities - 2018/05/25

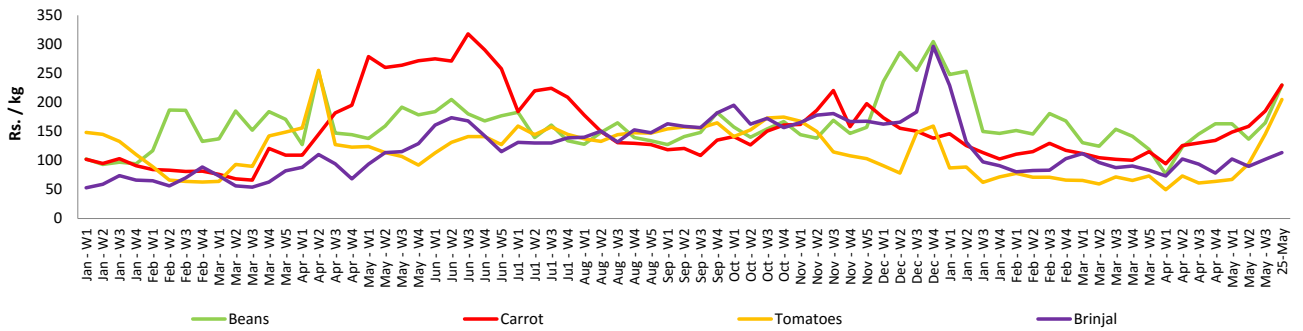
Vegetables

Item	Unit	Wholesale				Retail			
		Pettah		Dambulla		Pettah		Dambulla	
		Previous Week	Today	Previous Week	Today	Previous Week	Today	Previous Week	Today
Beans	Rs./Kg	128.00	187.00	125.00	210.00	165.00	230.00	145.00	233.00
Carrot	Rs./Kg	153.00	187.00	154.00	245.00	185.00	230.00	174.00	265.00
Cabbage	Rs./Kg	46.00	65.00	37.00	55.00	79.00	107.00	57.00	75.00
Tomatoes	Rs./Kg	107.00	153.00	95.00	105.00	146.00	205.00	115.00	125.00
Brinjal	Rs./Kg	68.00	77.00	52.00	55.00	102.00	113.00	73.00	75.00
Pumpkin	Rs./Kg	26.00	33.00	18.00	23.00	51.00	58.00	38.00	43.00
Snake gourd	Rs./Kg	105.00	103.00	79.00	95.00	141.00	140.00	99.00	115.00

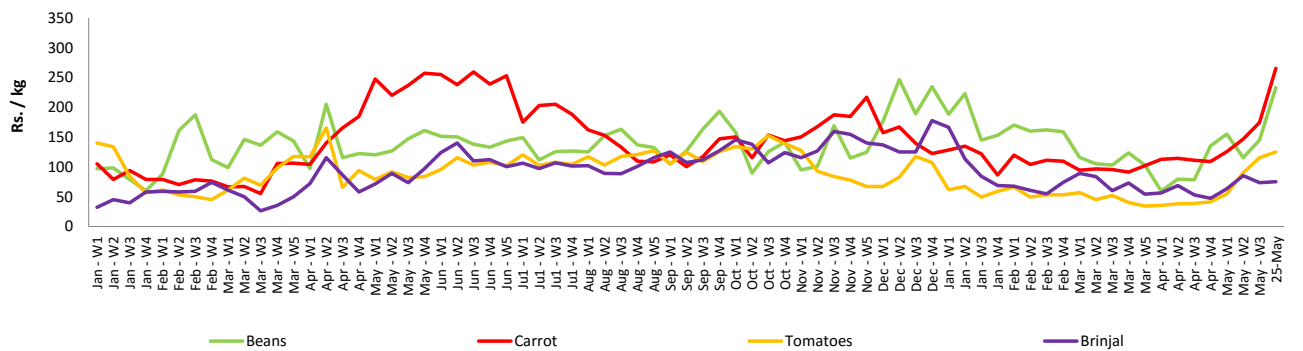
- Price increased by more than 5% compared to previous week average price.
- Price decreased by more than 5% compared to previous week average price.

Retail Prices

Pettah



Dambulla



Wholesale and Retail Prices of Selected Food Commodities - 2018/05/25

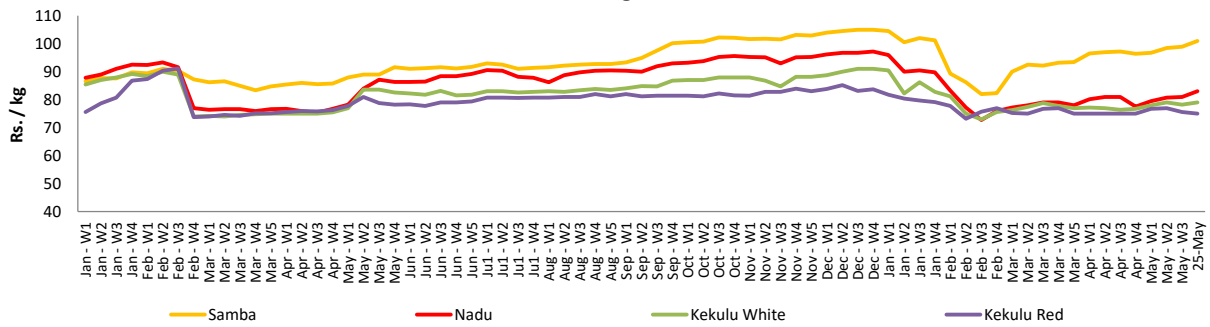
Rice

Item	Unit	Wholesale				Retail	
		Maradagahamula		Pettah		Pettah	
		Previous Week	Today	Previous Week	Today	Previous Week	Today
Samba	Rs./Kg	99.00	101.00	103.00	102.00	109.00	110.00
Nadu	Rs./Kg	81.00	83.00	80.00	79.00	88.00	88.00
Kekulu White	Rs./Kg	78.00	79.00	75.00	78.00	82.00	85.00
Kekulu Red	Rs./Kg	76.00	75.00	72.00	70.00	80.00	80.00

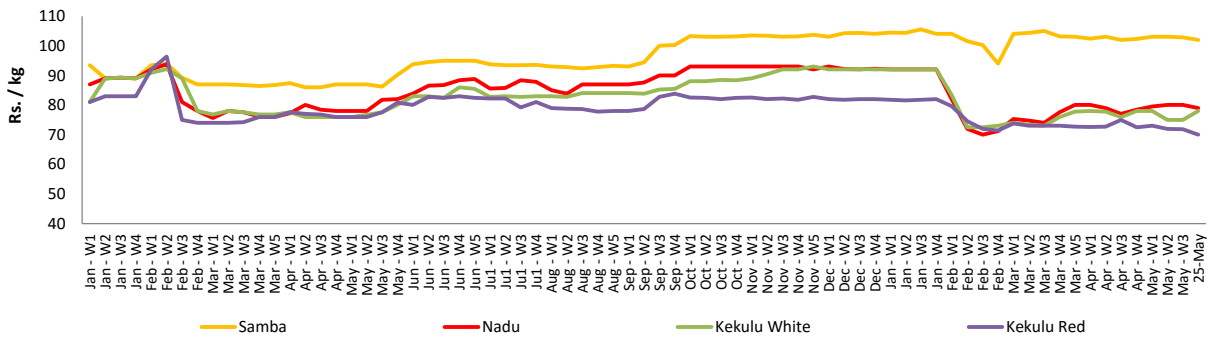
- Price increased by more than 5% compared to previous week average price.
- Price decreased by more than 5% compared to previous week average price.

Wholesale Prices

Marandagahamula

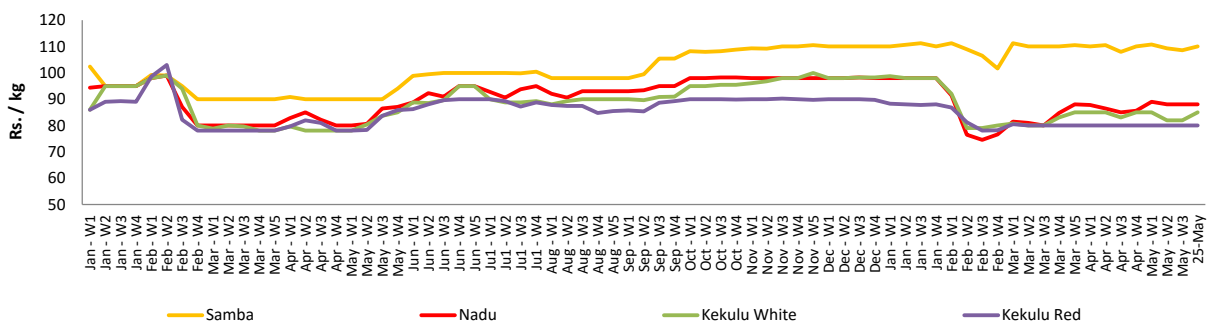


Pettah



Retail Prices

Pettah



Wholesale and Retail Prices of Selected Food Commodities - 2018/05/25

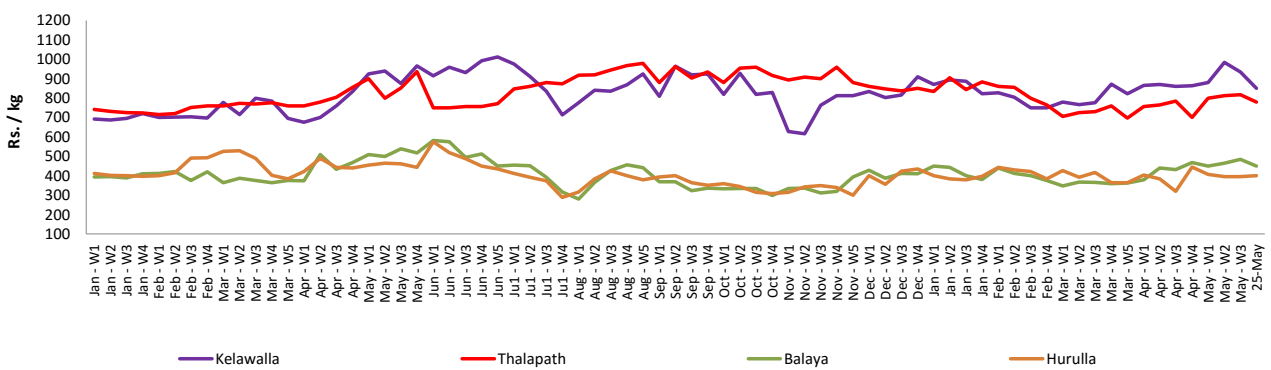
Fish

Item	Unit	Wholesale				Retail			
		Peliyagoda		Negombo		Peliyagoda		Negombo	
		Previous Week	Today	Previous Week	Today	Previous Week	Today	Previous Week	Today
Kelawalla	Rs./Kg	638.00	550.00	607.00	500.00	934.00	850.00	893.00	750.00
Thalapath	Rs./Kg	662.00	620.00	690.00	n.a.	818.00	780.00	920.00	n.a.
Balaya	Rs./Kg	385.00	350.00	370.00	300.00	485.00	450.00	520.00	450.00
Paraw	Rs./Kg	543.00	520.00	600.00	500.00	875.00	820.00	900.00	700.00
Salaya	Rs./Kg	140.00	150.00	133.00	110.00	180.00	200.00	227.00	180.00
Hurulla	Rs./Kg	296.00	300.00	300.00	280.00	396.00	400.00	417.00	400.00

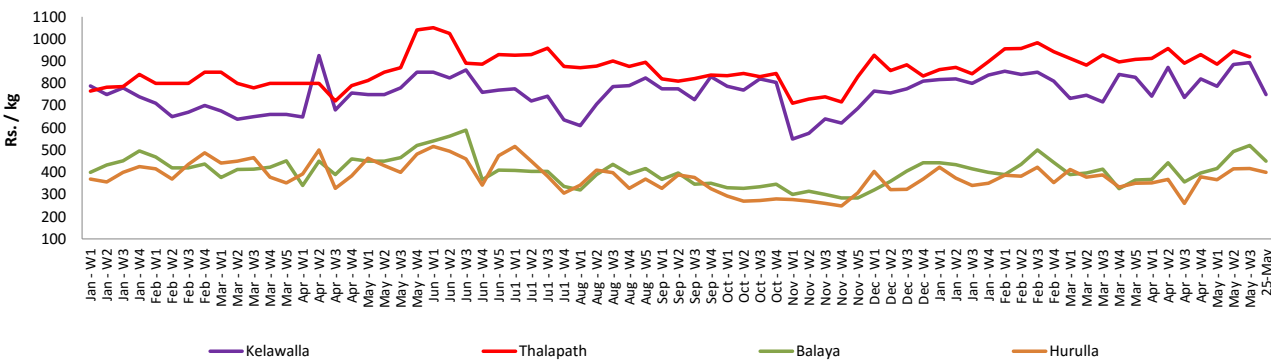
- Price increased by more than 5% compared to previous week average price.
- Price decreased by more than 5% compared to previous week average price.

Retail Prices

Peliyagoda



Negombo



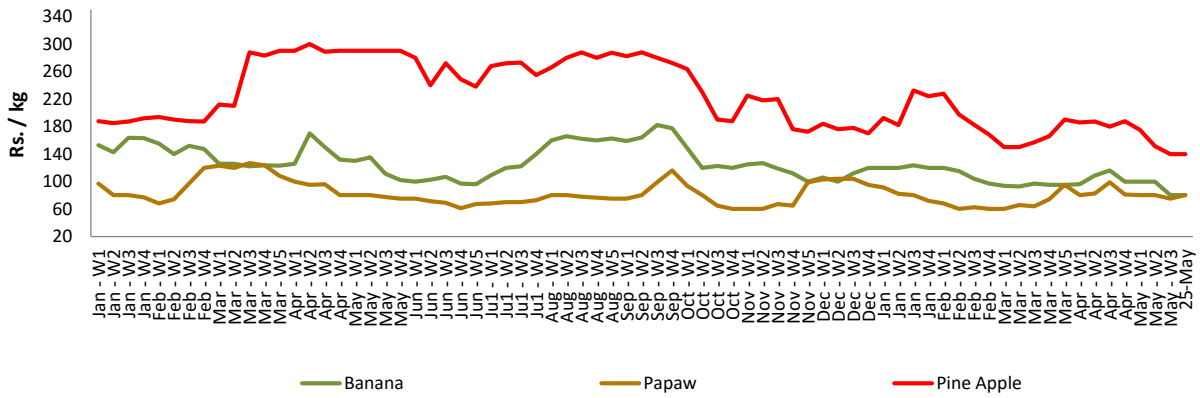
Wholesale and Retail Prices of Selected Food Commodities - 2018/05/25

Fruits

Item	Unit	Wholesale		Retail	
		Pettah			
		Previous Week	Today	Previous Week	Today
Banana (Sour)	Rs./Kg	50.00	45.00	80.00	80.00
Papaw	Rs./Kg	45.00	50.00	75.00	80.00
Pineapple	Rs./Kg	100.00	90.00	140.00	140.00

- Price increased by more than 5% compared to previous week average price.
- Price decreased by more than 5% compared to previous week average price.

Retail - Pettah



Wholesale and Retail Prices of Selected Food Commodities - 2018/05/25

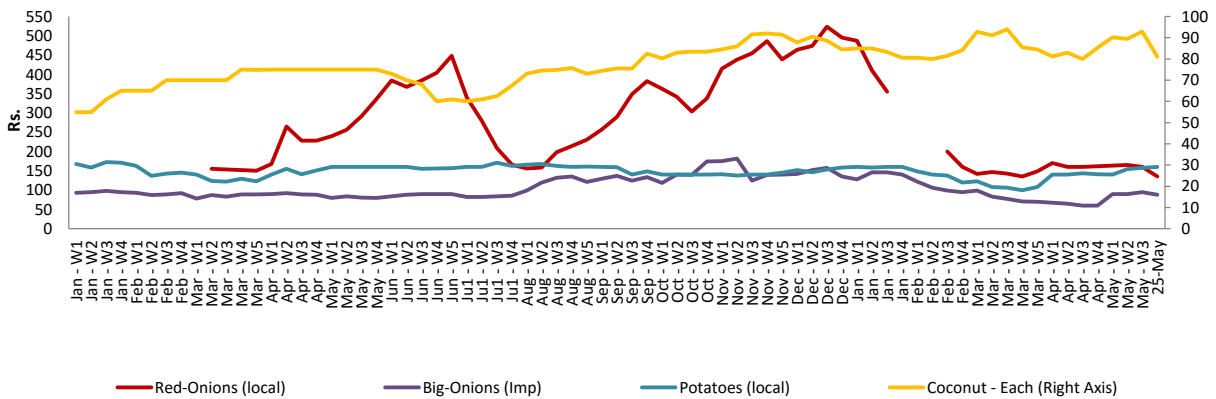
Other

Item	Unit	Wholesale				Retail			
		Pettah		Dambulla		Pettah		Dambulla	
		Previous Week	Today	Previous Week	Today	Previous Week	Today	Previous Week	Today
Red-Onions (local)	Rs./Kg	105.00	100.00	101.00	n.a.	160.00	135.00	111.00	n.a.
Red-Onions (Imp)	Rs./Kg	130.00	100.00	106.00	95.00	160.00	140.00	117.00	108.00
Big-Onions (local)	Rs./Kg	n.a.	n.a.	n.a.	n.a.	n.a.	n.a.	n.a.	n.a.
Big-Onions (Imp)	Rs./Kg	80.00	70.00	75.00	69.00	95.00	88.00	88.00	79.00
Potatoes (local)	Rs./Kg	128.00	133.00	119.00	123.00	157.00	160.00	132.00	133.00
Potatoes (Imp)	Rs./Kg	80.00	80.00			99.00	95.00		
Dried Chillies (Imp)	Rs./Kg	246.00	255.00	253.00	245.00	281.00	290.00	264.00	258.00
Coconut	Rs./Nut	80.00	73.00	69.00	66.00	93.00	81.00	75.00	71.00
Coconut oil	Rs./Ltr	360.00	360.00			390.00	380.00		
Dhal	Rs./Kg	115.00	110.00			125.00	120.00		
Sugar	Rs./Kg	98.00	92.00			110.00	105.00		
Eggs	Rs./Each	13.00	13.75			14.00	14.75		
Katta	Rs./Kg	800.00	800.00			850.00	850.00		
Sprats	Rs./Kg	500.00	500.00			550.00	550.00		

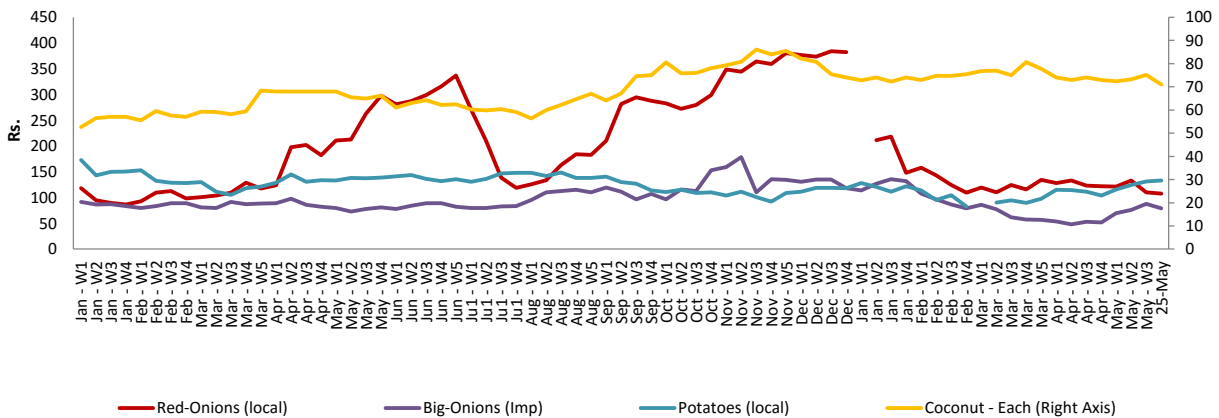
- Price increased by more than 5% compared to previous week average price.
- Price decreased by more than 5% compared to previous week average price.

Retail Prices

Pettah



Dambulla



* Prices of food commodities may vary due to quality and markets among other factors.