

Daily Price Report

A Summary of Price Developments - 23 May 2018



Vegetables

- Prices of most **vegetable varieties demonstrated mixed movements** in both **Pettah** and **Dambulla** markets.
- The **supply of vegetables** which was **disrupted** due to **weather related transport issues** during past two days **reached** the market **today**. As a result, prices recorded a **significant decline compared** to yesterday.



Fish

- Prices of **fish demonstrated mixed movements** in **Peliyagoda** market.
- **Fish market in Negombo** is reported to be **inactive**.



Other

- Prices of **Red Onions (local) decreased** in both **Pettah** and **Dambulla** markets reportedly due to **high level of supply conditions**.



Wholesale and Retail Prices of Selected Food Commodities - 2018/05/23

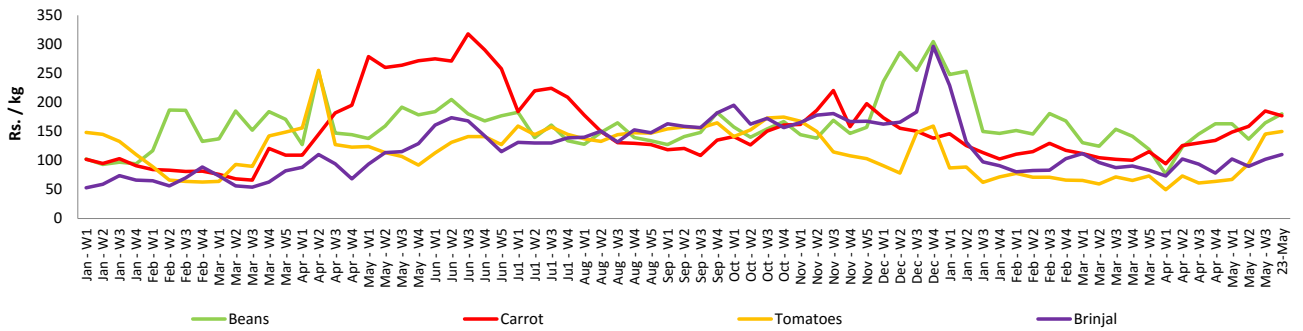
Vegetables

Item	Unit	Wholesale				Retail			
		Pettah		Dambulla		Pettah		Dambulla	
		Previous Week	Today	Previous Week	Today	Previous Week	Today	Previous Week	Today
Beans	Rs./Kg	128.00	148.00	125.00	205.00	165.00	180.00	145.00	225.00
Carrot	Rs./Kg	153.00	140.00	154.00	n.a.	185.00	177.00	174.00	n.a.
Cabbage	Rs./Kg	46.00	50.00	37.00	53.00	79.00	80.00	57.00	73.00
Tomatoes	Rs./Kg	107.00	113.00	95.00	115.00	146.00	150.00	115.00	135.00
Brinjal	Rs./Kg	68.00	70.00	52.00	55.00	102.00	110.00	73.00	75.00
Pumpkin	Rs./Kg	26.00	27.00	18.00	18.00	51.00	50.00	38.00	38.00
Snake gourd	Rs./Kg	105.00	97.00	79.00	85.00	141.00	128.00	99.00	105.00

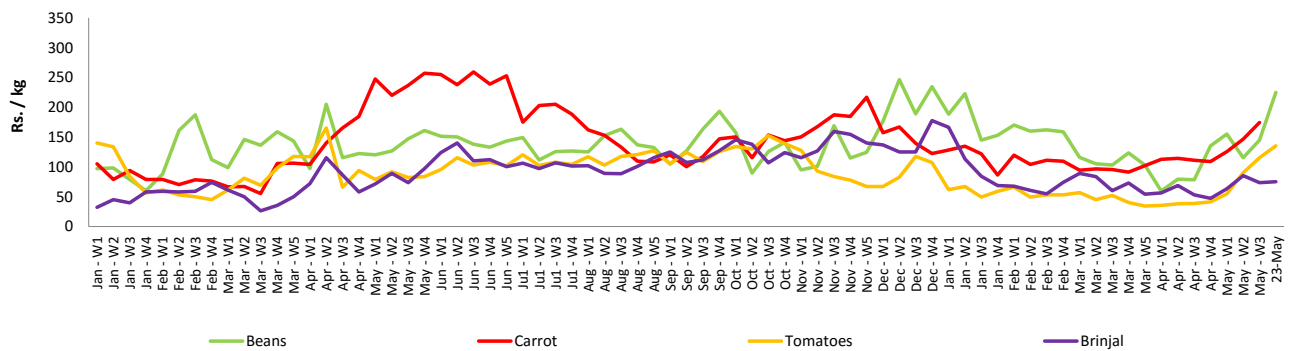
- Price increased by more than 5% compared to previous week average price.
- Price decreased by more than 5% compared to previous week average price.

Retail Prices

Pettah



Dambulla



Wholesale and Retail Prices of Selected Food Commodities - 2018/05/23

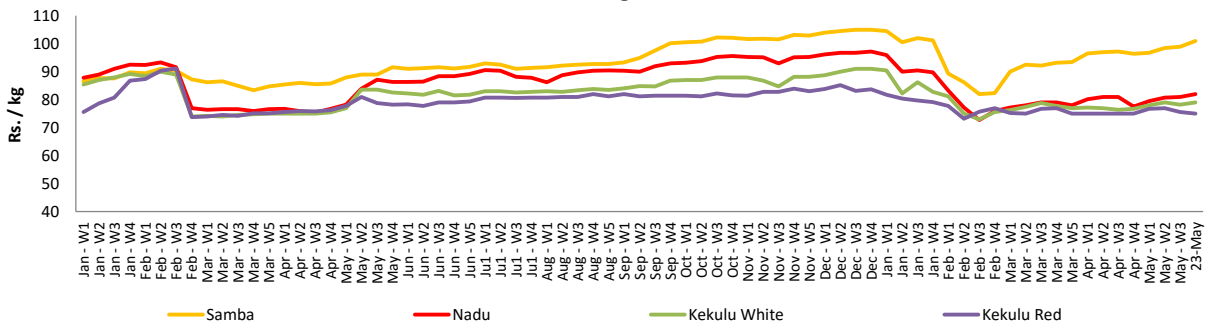
Rice

Item	Unit	Wholesale				Retail	
		Maradaghamula		Pettah		Pettah	
		Previous Week	Today	Previous Week	Today	Previous Week	Today
Samba	Rs./Kg	99.00	101.00	103.00	102.00	109.00	108.00
Nadu	Rs./Kg	81.00	82.00	80.00	80.00	88.00	88.00
Kekulu White	Rs./Kg	78.00	79.00	75.00	75.00	82.00	82.00
Kekulu Red	Rs./Kg	76.00	75.00	72.00	72.00	80.00	80.00

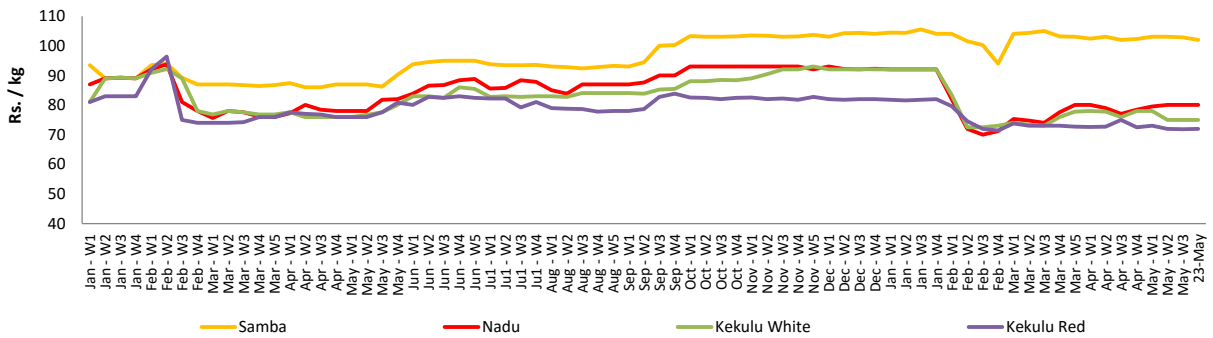
- Price increased by more than 5% compared to previous week average price.
- Price decreased by more than 5% compared to previous week average price.

Wholesale Prices

Marandaghamula

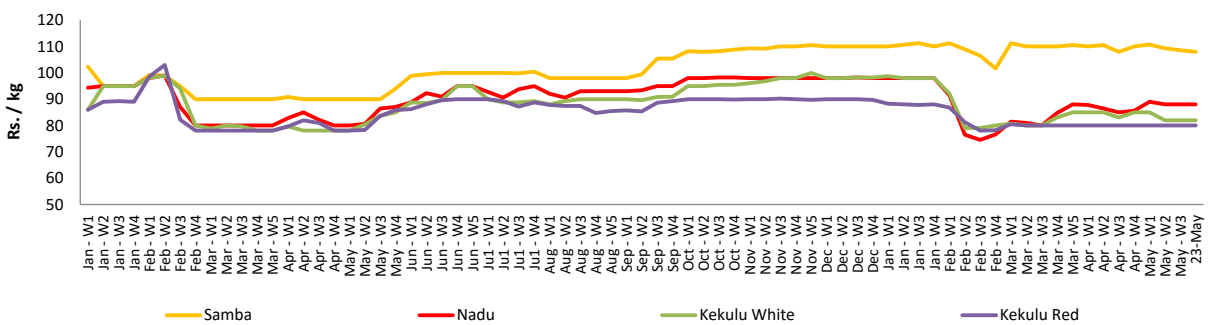


Pettah



Retail Prices

Pettah



Wholesale and Retail Prices of Selected Food Commodities - 2018/05/23

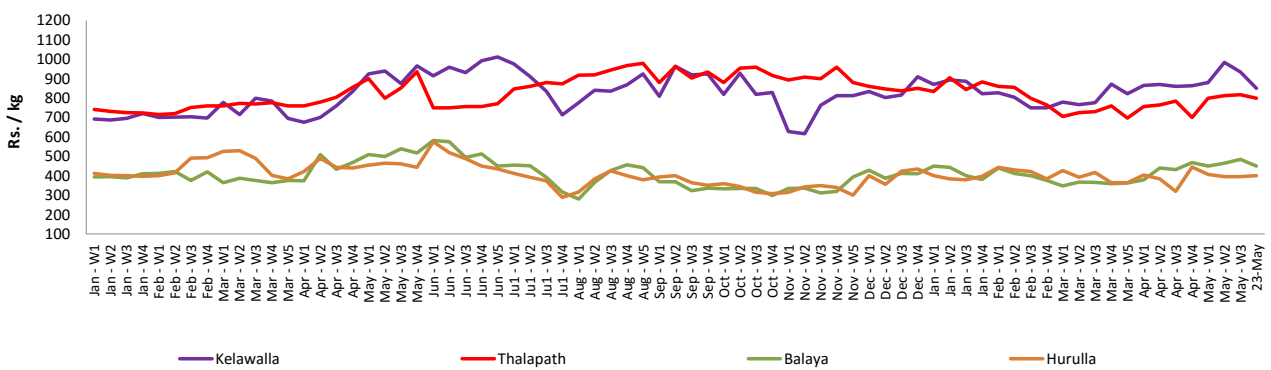
Fish

Item	Unit	Wholesale				Retail			
		Peliyagoda		Negombo		Peliyagoda		Negombo	
		Previous Week	Today	Previous Week	Today	Previous Week	Today	Previous Week	Today
Kelawalla	Rs./Kg	638.00	550.00	607.00	n.a.	934.00	850.00	893.00	n.a.
Thalapath	Rs./Kg	662.00	650.00	690.00	n.a.	818.00	800.00	920.00	n.a.
Balaya	Rs./Kg	385.00	350.00	370.00	n.a.	485.00	450.00	520.00	n.a.
Paraw	Rs./Kg	543.00	500.00	600.00	n.a.	875.00	800.00	900.00	n.a.
Salaya	Rs./Kg	140.00	150.00	133.00	n.a.	180.00	200.00	227.00	n.a.
Hurulla	Rs./Kg	296.00	300.00	300.00	n.a.	396.00	400.00	417.00	n.a.

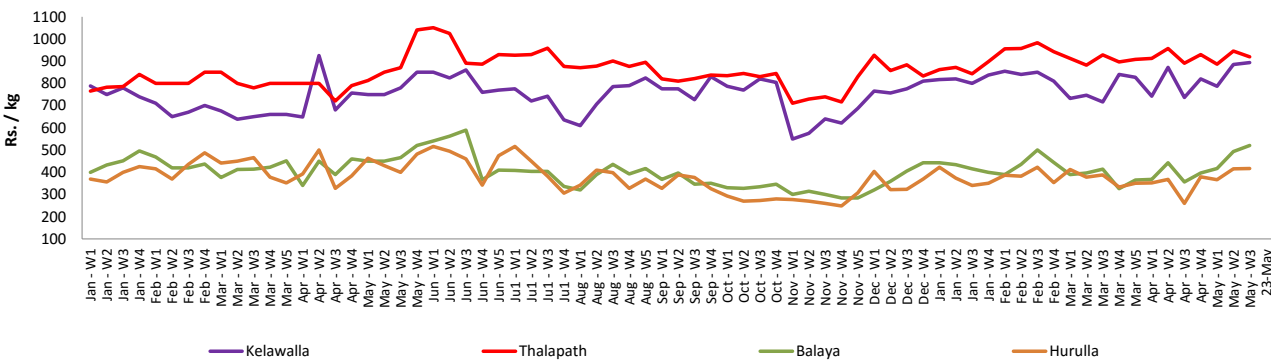
- Price increased by more than 5% compared to previous week average price.
- Price decreased by more than 5% compared to previous week average price.

Retail Prices

Peliyagoda



Negombo



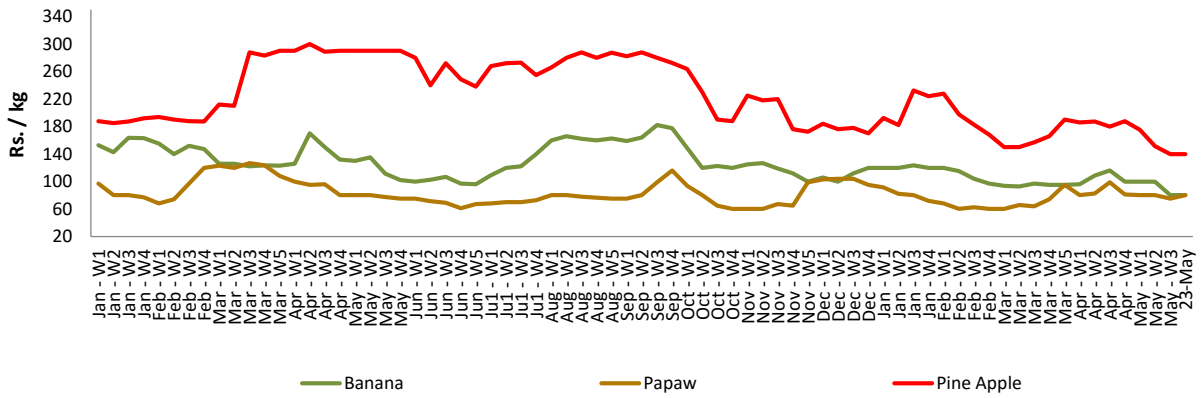
Wholesale and Retail Prices of Selected Food Commodities - 2018/05/23

Fruits

Item	Unit	Wholesale		Retail	
		Pettah			
		Previous Week	Today	Previous Week	Today
Banana (Sour)	Rs./Kg	50.00	45.00	80.00	80.00
Papaw	Rs./Kg	45.00	50.00	75.00	80.00
Pineapple	Rs./Kg	100.00	100.00	140.00	140.00

- Price increased by more than 5% compared to previous week average price.
- Price decreased by more than 5% compared to previous week average price.

Retail - Pettah



Wholesale and Retail Prices of Selected Food Commodities - 2018/05/23

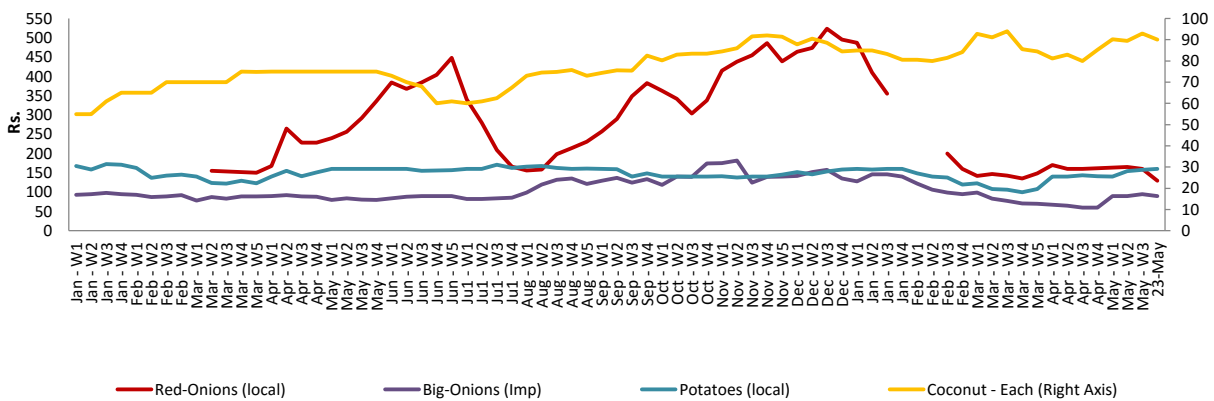
Other

Item	Unit	Wholesale				Retail			
		Pettah		Dambulla		Pettah		Dambulla	
		Previous Week	Today	Previous Week	Today	Previous Week	Today	Previous Week	Today
Red-Onions (local)	Rs./Kg	105.00	100.00	101.00	89.00	160.00	130.00	111.00	99.00
Red-Onions (Imp)	Rs./Kg	130.00	100.00	106.00	108.00	160.00	130.00	117.00	118.00
Big-Onions (local)	Rs./Kg	n.a.	n.a.	n.a.	n.a.	n.a.	n.a.	n.a.	n.a.
Big-Onions (Imp)	Rs./Kg	80.00	70.00	75.00	72.00	95.00	90.00	88.00	82.00
Potatoes (local)	Rs./Kg	128.00	130.00	119.00	129.00	157.00	160.00	132.00	139.00
Potatoes (Imp)	Rs./Kg	80.00	80.00			99.00	100.00		
Dried Chillies (Imp)	Rs./Kg	246.00	245.00	253.00	248.00	281.00	280.00	264.00	258.00
Coconut	Rs./Nut	80.00	80.00	69.00	66.00	93.00	90.00	75.00	71.00
Coconut oil	Rs./Ltr	360.00	360.00			390.00	390.00		
Dhal	Rs./Kg	115.00	112.00			125.00	125.00		
Sugar	Rs./Kg	98.00	98.00			110.00	110.00		
Eggs	Rs./Each	13.00	13.00			14.00	14.00		
Katta	Rs./Kg	800.00	800.00			850.00	850.00		
Sprats	Rs./Kg	500.00	500.00			550.00	550.00		

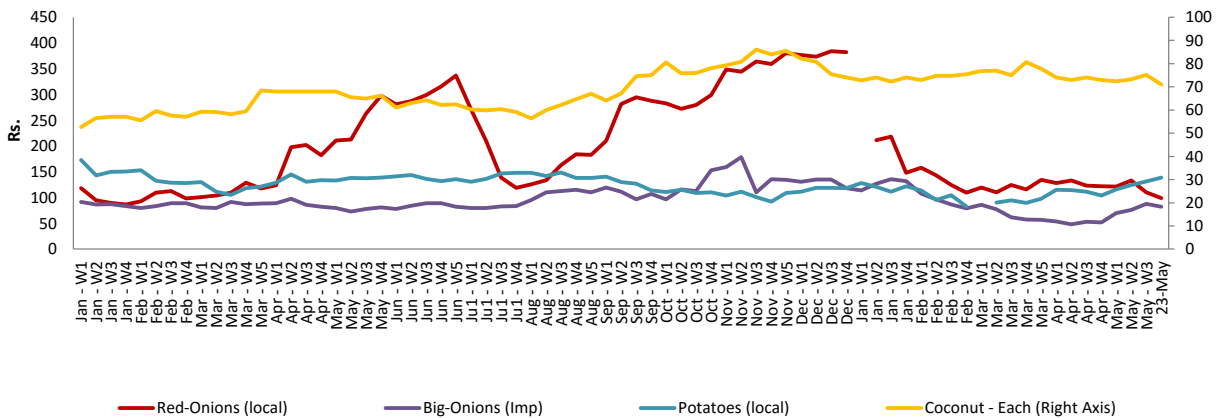
- Price increased by more than 5% compared to previous week average price.
- Price decreased by more than 5% compared to previous week average price.

Retail Prices

Pettah



Dambulla



* Prices of food commodities may vary due to quality and markets among other factors.