

Daily Price Report

A Summary of Price Developments - 21 May 2018



Vegetables

- Prices of **vegetables increased** in both **Pettah** and **Dambulla** markets due to **supply disruptions** caused by **adverse weather conditions**.



Fish

- Prices of **large fish** varieties indicated a **decline** in **Peliyagoda** market reportedly due to **less demand** despite the **supply hindrance** caused by **adverse weather** conditions.
- **Fishing** and **trading activities** in **Negombo** market reported to be **inactive** due to **adverse weather developments**.



Statistics Department
Central Bank of Sri Lanka

Wholesale and Retail Prices of Selected Food Commodities - 2018/05/21

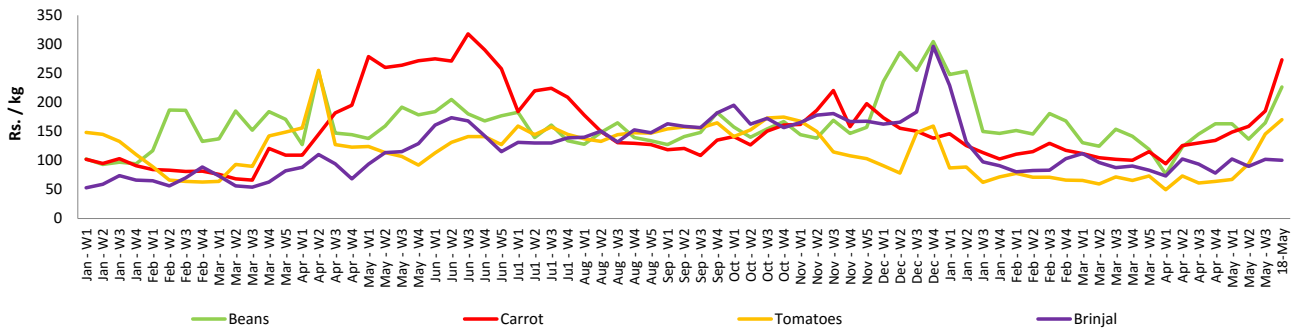
Vegetables

Item	Unit	Wholesale				Retail			
		Pettah		Dambulla		Pettah		Dambulla	
		Previous Week	Today	Previous Week	Today	Previous Week	Today	Previous Week	Today
Beans	Rs./Kg	128.00	187.00	125.00	185.00	165.00	227.00	145.00	205.00
Carrot	Rs./Kg	153.00	223.00	154.00	195.00	185.00	273.00	174.00	215.00
Cabbage	Rs./Kg	46.00	43.00	37.00	48.00	79.00	78.00	57.00	68.00
Tomatoes	Rs./Kg	107.00	135.00	95.00	115.00	146.00	170.00	115.00	135.00
Brinjal	Rs./Kg	68.00	67.00	52.00	58.00	102.00	100.00	73.00	78.00
Pumpkin	Rs./Kg	26.00	27.00	18.00	12.00	51.00	55.00	38.00	29.00
Snake gourd	Rs./Kg	105.00	103.00	79.00	78.00	141.00	137.00	99.00	98.00

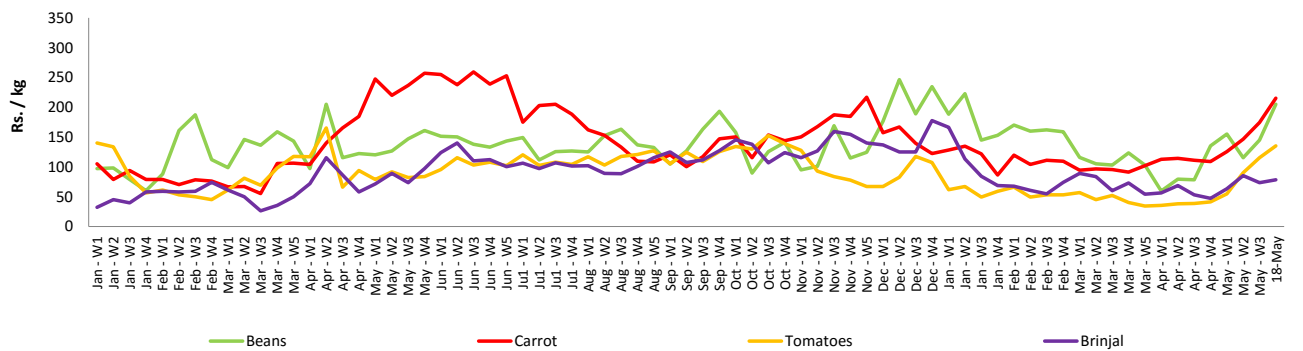
- Price increased by more than 5% compared to previous week average price.
- Price decreased by more than 5% compared to previous week average price.

Retail Prices

Pettah



Dambulla



Wholesale and Retail Prices of Selected Food Commodities - 2018/05/21

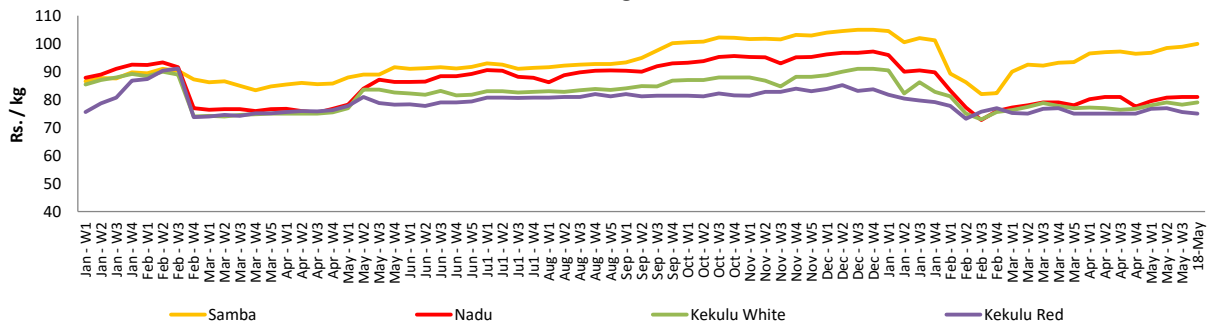
Rice

Item	Unit	Wholesale				Retail	
		Maradaghamula		Pettah		Pettah	
		Previous Week	Today	Previous Week	Today	Previous Week	Today
Samba	Rs./Kg	99.00	100.00	103.00	102.00	109.00	108.00
Nadu	Rs./Kg	81.00	81.00	80.00	80.00	88.00	88.00
Kekulu White	Rs./Kg	78.00	79.00	75.00	75.00	82.00	82.00
Kekulu Red	Rs./Kg	76.00	75.00	72.00	72.00	80.00	80.00

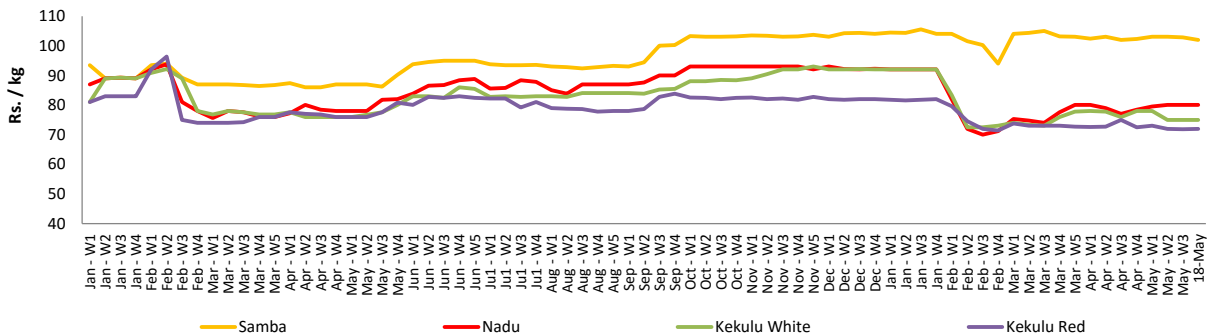
- Price increased by more than 5% compared to previous week average price.
- Price decreased by more than 5% compared to previous week average price.

Wholesale Prices

Marandaghamula

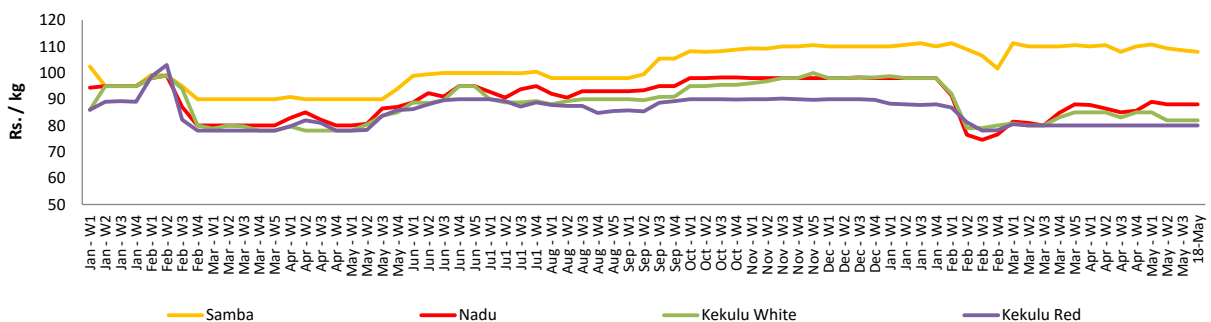


Pettah



Retail Prices

Pettah



Wholesale and Retail Prices of Selected Food Commodities - 2018/05/21

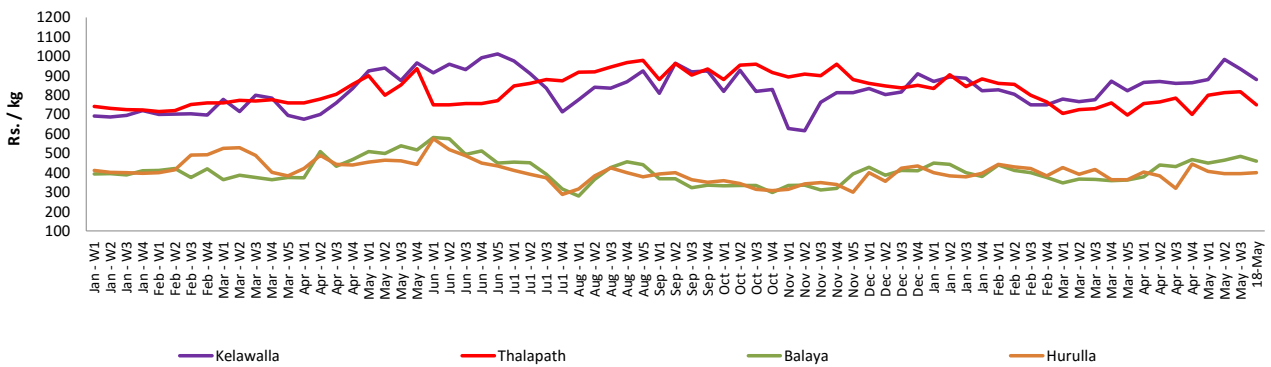
Fish

Item	Unit	Wholesale				Retail			
		Peliyagoda		Negombo		Peliyagoda		Negombo	
		Previous Week	Today	Previous Week	Today	Previous Week	Today	Previous Week	Today
Kelawalla	Rs./Kg	638.00	580.00	607.00	n.a.	934.00	880.00	893.00	n.a.
Thalapath	Rs./Kg	662.00	600.00	690.00	n.a.	818.00	750.00	920.00	n.a.
Balaya	Rs./Kg	385.00	360.00	370.00	n.a.	485.00	460.00	520.00	n.a.
Paraw	Rs./Kg	543.00	550.00	600.00	n.a.	875.00	900.00	900.00	n.a.
Salaya	Rs./Kg	140.00	140.00	133.00	n.a.	180.00	180.00	227.00	n.a.
Hurulla	Rs./Kg	296.00	300.00	300.00	n.a.	396.00	400.00	417.00	n.a.

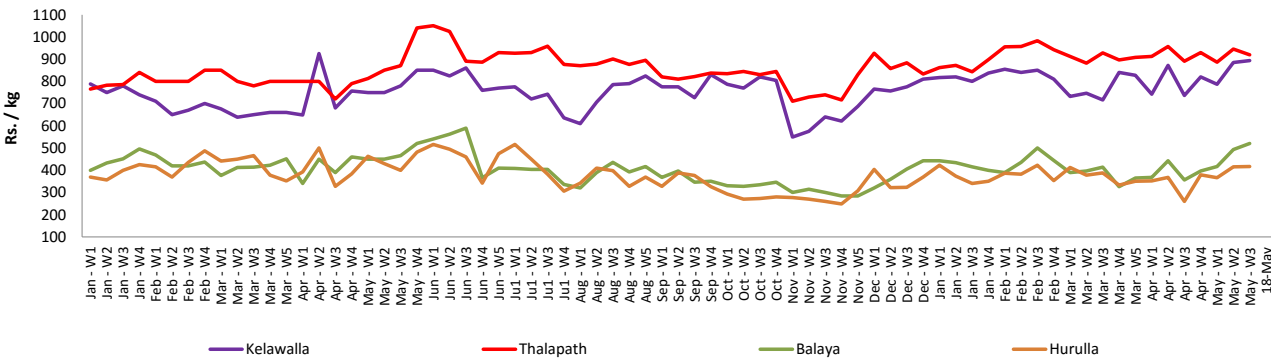
- Price increased by more than 5% compared to previous week average price.
- Price decreased by more than 5% compared to previous week average price.

Retail Prices

Peliyagoda



Negombo



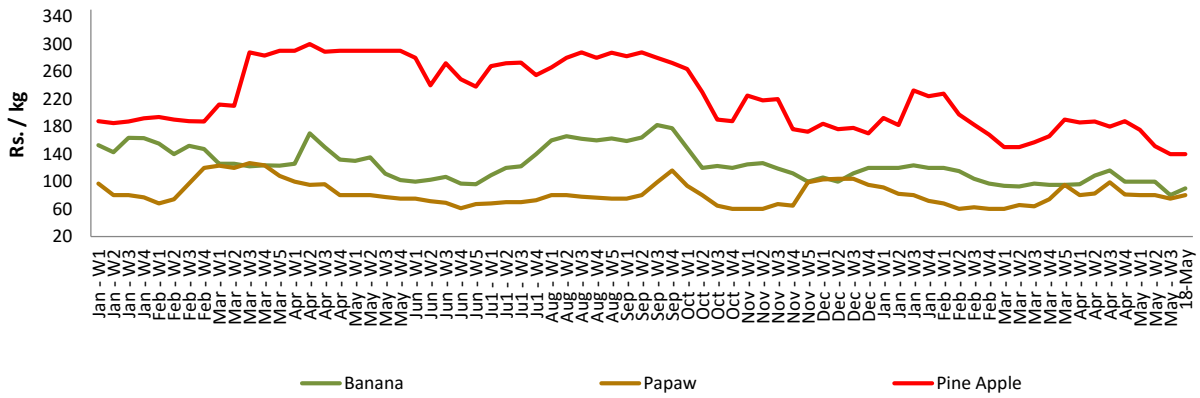
Wholesale and Retail Prices of Selected Food Commodities - 2018/05/21

Fruits

Item	Unit	Wholesale		Retail	
		Pettah			
		Previous Week	Today	Previous Week	Today
Banana (Sour)	Rs./Kg	50.00	60.00	80.00	90.00
Papaw	Rs./Kg	45.00	50.00	75.00	80.00
Pineapple	Rs./Kg	100.00	100.00	140.00	140.00

- Price increased by more than 5% compared to previous week average price.
- Price decreased by more than 5% compared to previous week average price.

Retail - Pettah



Wholesale and Retail Prices of Selected Food Commodities - 2018/05/21

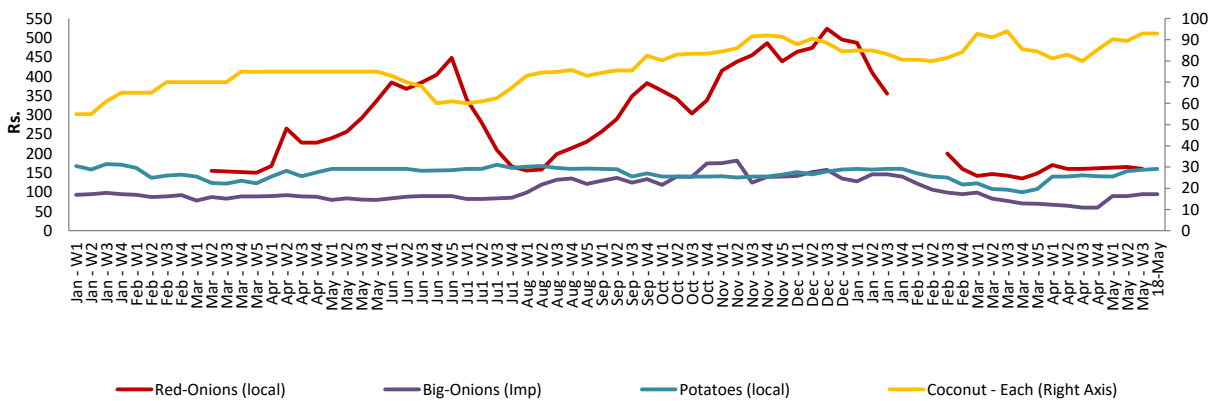
Other

Item	Unit	Wholesale				Retail			
		Pettah		Dambulla		Pettah		Dambulla	
		Previous Week	Today	Previous Week	Today	Previous Week	Today	Previous Week	Today
Red-Onions (local)	Rs./Kg	105.00	n.a.	101.00	103.00	160.00	n.a.	111.00	113.00
Red-Onions (Imp)	Rs./Kg	130.00	130.00	106.00	93.00	160.00	160.00	117.00	103.00
Big-Onions (local)	Rs./Kg	n.a.	n.a.	n.a.	n.a.	n.a.	n.a.	n.a.	n.a.
Big-Onions (Imp)	Rs./Kg	80.00	80.00	75.00	68.00	95.00	95.00	88.00	74.00
Potatoes (local)	Rs./Kg	128.00	130.00	120.00	115.00	157.00	160.00	131.00	130.00
Potatoes (Imp)	Rs./Kg	80.00	80.00			99.00	95.00		
Dried Chillies (Imp)	Rs./Kg	246.00	245.00	253.00	245.00	281.00	280.00	264.00	256.00
Coconut	Rs./Nut	80.00	80.00	69.00	64.00	93.00	93.00	75.00	71.00
Coconut oil	Rs./Ltr	360.00	360.00			390.00	390.00		
Dhal	Rs./Kg	115.00	115.00			125.00	125.00		
Sugar	Rs./Kg	98.00	98.00			110.00	110.00		
Eggs	Rs./Each	13.00	13.50			14.00	14.50		
Katta	Rs./Kg	800.00	800.00			850.00	850.00		
Sprats	Rs./Kg	500.00	500.00			550.00	550.00		

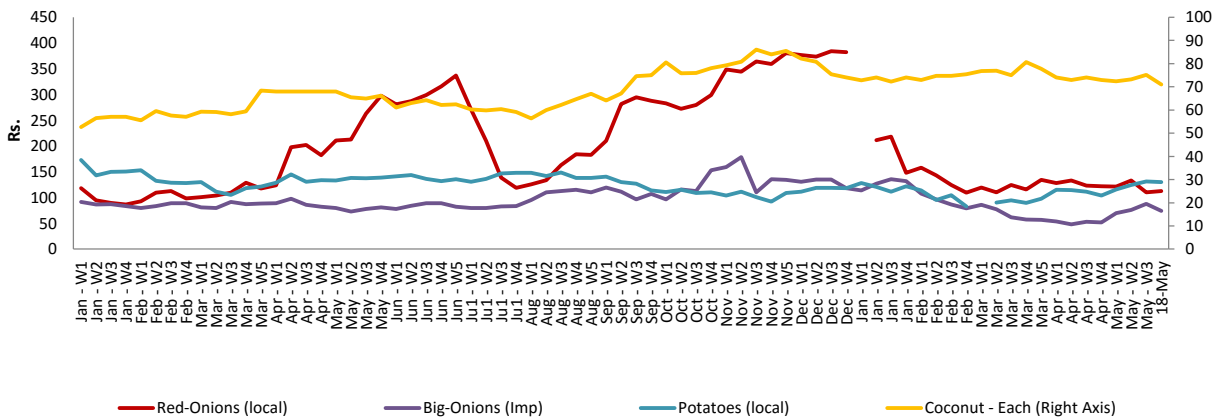
- Price increased by more than 5% compared to previous week average price.
- Price decreased by more than 5% compared to previous week average price.

Retail Prices

Pettah



Dambulla



* Prices of food commodities may vary due to quality and markets among other factors.