

# Daily Price Report

A Summary of Price Developments - 18 May 2018



## Vegetables

- Prices of **vegetables increased** in both **Pettah** and **Dambulla** markets due to **low supply** resulted by the **adverse weather conditions**.



## Fish

- Prices of **Fish increased** in **Negombo** market due to **low supply** resulted by **fishing activities being affected by adverse weather conditions**.



## Other

- Price of **Red Onion (imported) increased** in **Pettah** market due to **the arrival of higher quality varieties from India**.
- Price of **Eggs increased** in **Pettah** market with the **anticipation of higher demand** due to **increased prices of fish varieties**.



# Wholesale and Retail Prices of Selected Food Commodities - 2018/05/18

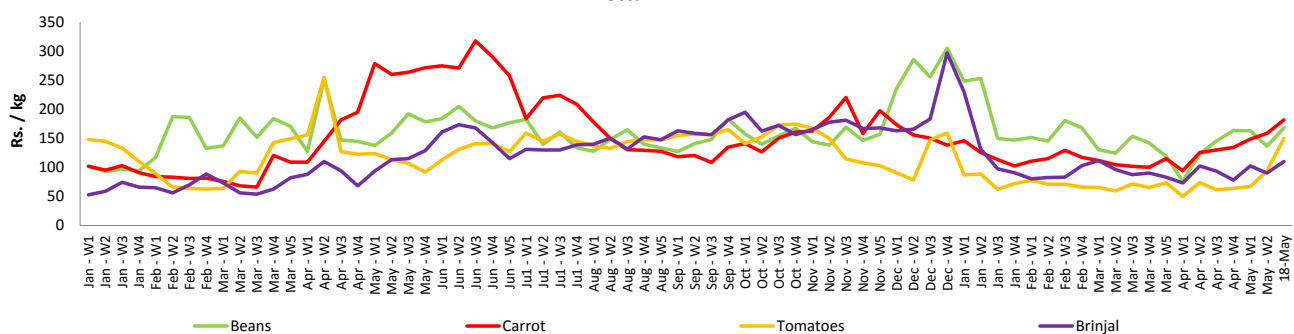
## Vegetables

Item	Unit	Wholesale				Retail			
		Pettah		Dambulla		Pettah		Dambulla	
		Previous Week	Today	Previous Week	Today	Previous Week	Today	Previous Week	Today
Beans	Rs./Kg	100.00	128.00	95.00	125.00	137.00	168.00	115.00	145.00
Carrot	Rs./Kg	128.00	148.00	127.00	165.00	158.00	182.00	147.00	185.00
Cabbage	Rs./Kg	39.00	38.00	29.00	33.00	76.00	74.00	49.00	53.00
Tomatoes	Rs./Kg	63.00	114.00	70.00	105.00	94.00	150.00	90.00	125.00
Brinjal	Rs./Kg	57.00	68.00	65.00	53.00	90.00	110.00	85.00	73.00
Pumpkin	Rs./Kg	27.00	26.00	13.00	19.00	53.00	48.00	33.00	39.00
Snake gourd	Rs./Kg	82.00	86.00	63.00	73.00	122.00	135.00	83.00	93.00

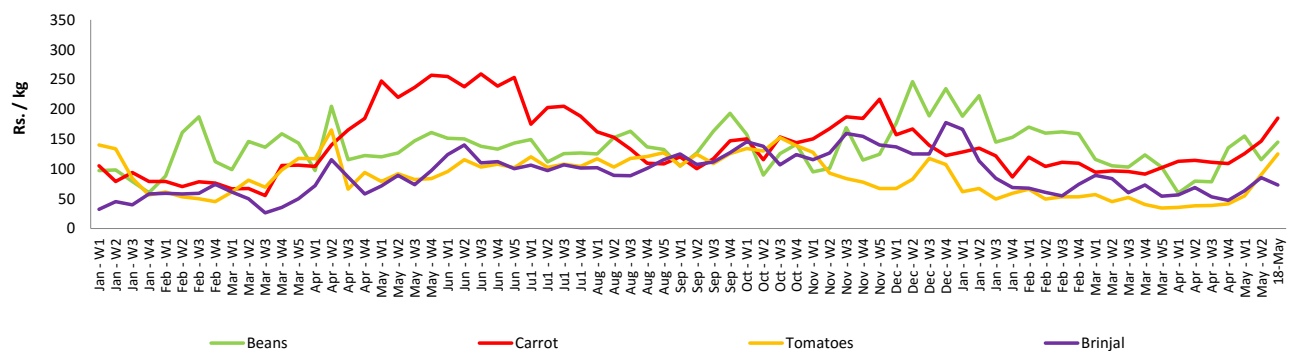
- Price increased by more than 5% compared to previous week average price.
- Price decreased by more than 5% compared to previous week average price.

### Retail Prices

#### Pettah



#### Dambulla



# Wholesale and Retail Prices of Selected Food Commodities - 2018/05/18

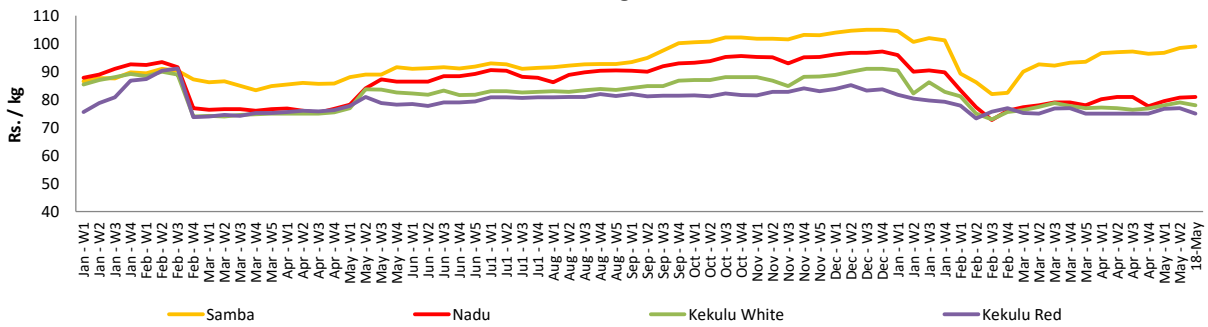
## Rice

Item	Unit	Wholesale				Retail	
		Maradaghamula		Pettah		Pettah	
		Previous Week	Today	Previous Week	Today	Previous Week	Today
Samba	Rs./Kg	99.00	99.00	103.00	106.00	109.00	111.00
Nadu	Rs./Kg	81.00	81.00	80.00	80.00	88.00	88.00
Kekulu White	Rs./Kg	79.00	78.00	75.00	75.00	82.00	82.00
Kekulu Red	Rs./Kg	77.00	75.00	72.00	71.00	80.00	80.00

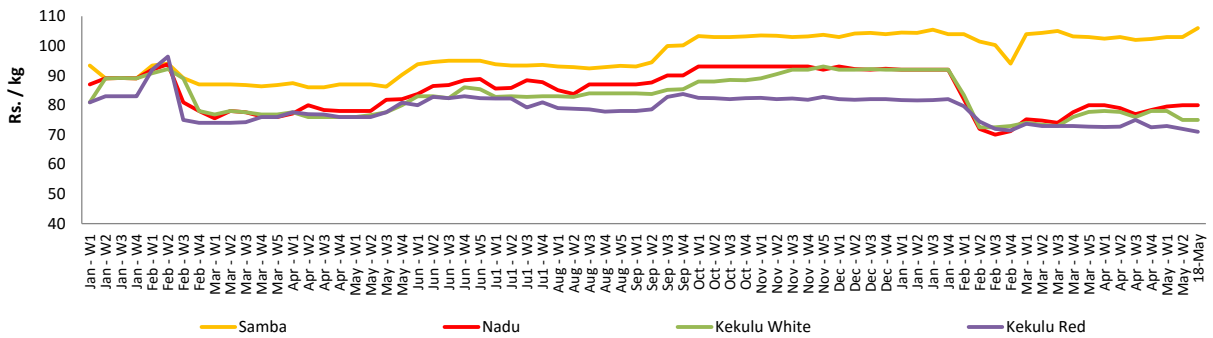
- Price increased by more than 5% compared to previous week average price.
- Price decreased by more than 5% compared to previous week average price.

### Wholesale Prices

#### Marandaghamula

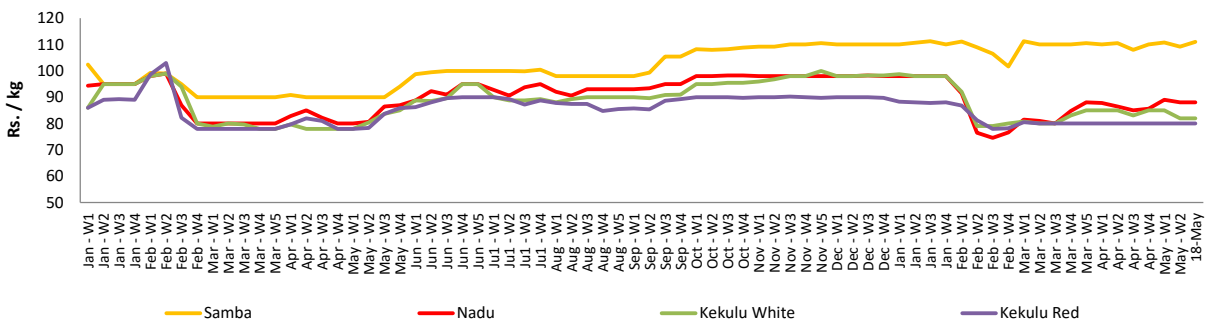


#### Pettah



### Retail Prices

#### Pettah



# Wholesale and Retail Prices of Selected Food Commodities - 2018/05/18

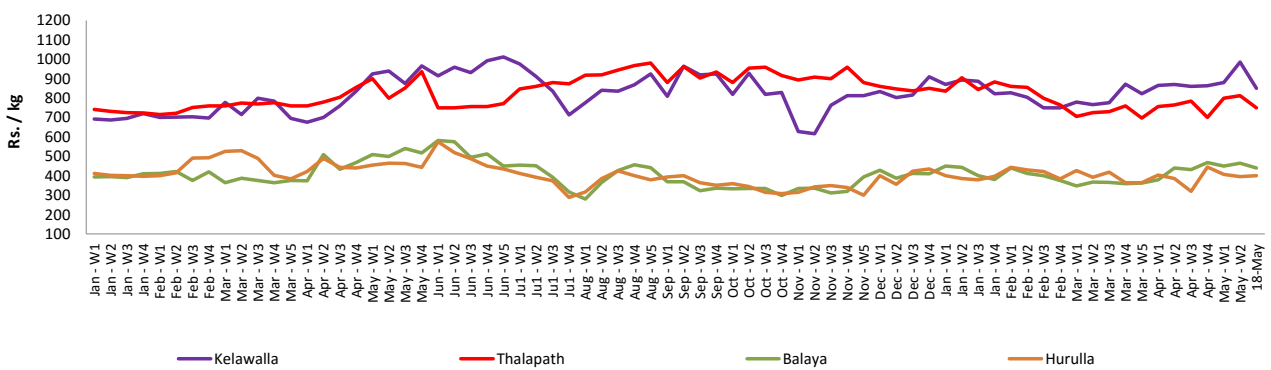
## Fish

Item	Unit	Wholesale				Retail			
		Peliyagoda		Negombo		Peliyagoda		Negombo	
		Previous Week	Today	Previous Week	Today	Previous Week	Today	Previous Week	Today
Kelawalla	Rs./Kg	655.00	570.00	600.00	620.00	985.00	850.00	885.00	900.00
Thalapath	Rs./Kg	627.00	600.00	705.00	700.00	813.00	750.00	945.00	930.00
Balaya	Rs./Kg	365.00	340.00	323.00	370.00	465.00	440.00	493.00	520.00
Paraw	Rs./Kg	560.00	550.00	585.00	600.00	880.00	900.00	875.00	900.00
Salaya	Rs./Kg	150.00	140.00	135.00	150.00	190.00	180.00	218.00	250.00
Hurulla	Rs./Kg	295.00	300.00	315.00	320.00	395.00	400.00	415.00	450.00

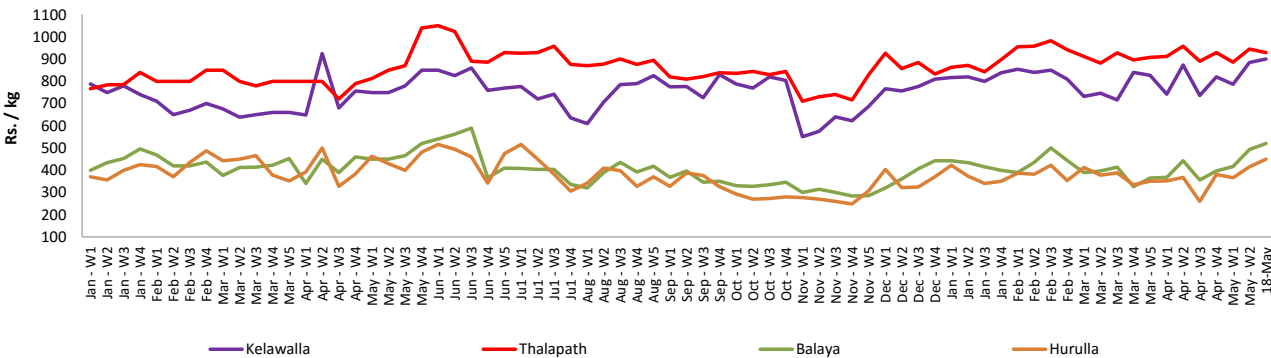
- Price increased by more than 5% compared to previous week average price.
- Price decreased by more than 5% compared to previous week average price.

### Retail Prices

#### Peliyagoda



#### Negombo



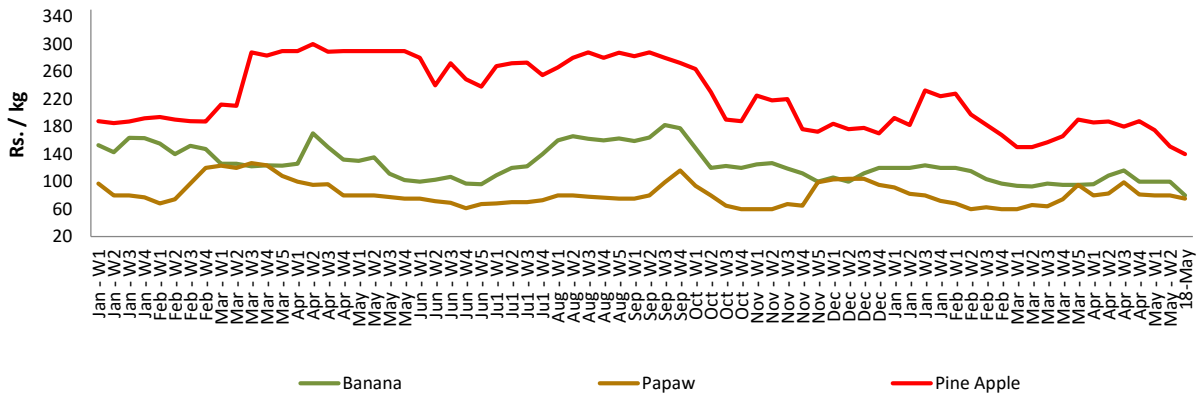
# Wholesale and Retail Prices of Selected Food Commodities - 2018/05/18

## Fruits

Item	Unit	Wholesale		Retail	
		Pettah			
		Previous Week	Today	Previous Week	Today
Banana (Sour)	Rs./Kg	74.00	50.00	100.00	80.00
Papaw	Rs./Kg	50.00	45.00	80.00	75.00
Pineapple	Rs./Kg	125.00	100.00	151.00	140.00

- Price increased by more than 5% compared to previous week average price.
- Price decreased by more than 5% compared to previous week average price.

### Retail - Pettah



# Wholesale and Retail Prices of Selected Food Commodities - 2018/05/18

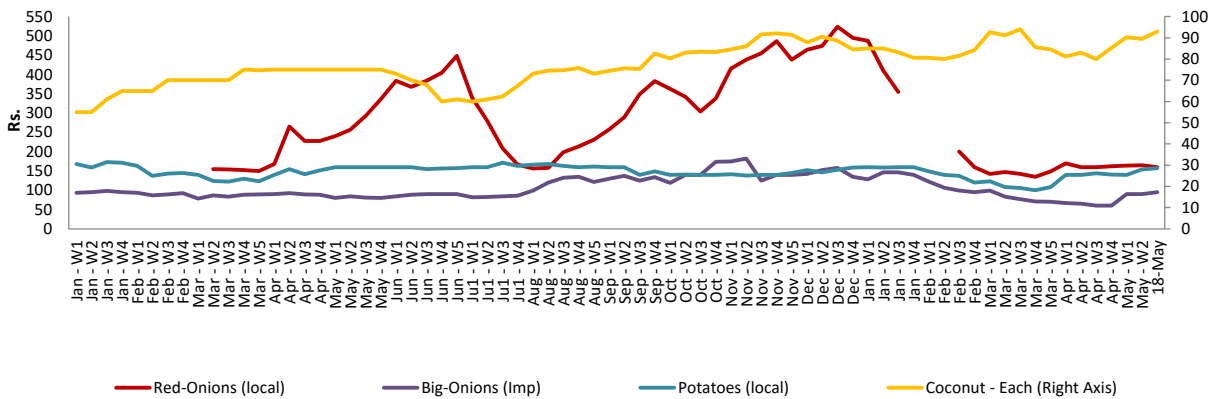
## Other

Item	Unit	Wholesale				Retail			
		Pettah		Dambulla		Pettah		Dambulla	
		Previous Week	Today	Previous Week	Today	Previous Week	Today	Previous Week	Today
Red-Onions (local)	Rs./Kg	137.00	105.00	122.00	98.00	165.00	160.00	133.00	108.00
Red-Onions (Imp)	Rs./Kg	120.00	130.00	109.00	98.00	140.00	160.00	121.00	108.00
Big-Onions (local)	Rs./Kg	n.a.	n.a.	n.a.	n.a.	n.a.	n.a.	n.a.	n.a.
Big-Onions (Imp)	Rs./Kg	70.00	80.00	66.00	73.00	90.00	95.00	76.00	83.00
Potatoes (local)	Rs./Kg	118.00	128.00	114.00	118.00	154.00	157.00	125.00	128.00
Potatoes (Imp)	Rs./Kg	85.00	80.00			98.00	100.00		
Dried Chillies (Imp)	Rs./Kg	246.00	248.00	246.00	243.00	281.00	285.00	256.00	253.00
Coconut	Rs./Nut	80.00	80.00	69.00	67.00	90.00	93.00	73.00	73.00
Coconut oil	Rs./Ltr	360.00	360.00			390.00	390.00		
Dhal	Rs./Kg	110.00	115.00			124.00	125.00		
Sugar	Rs./Kg	98.00	98.00			110.00	110.00		
Eggs	Rs./Each	12.00	13.50			13.00	14.50		
Katta	Rs./Kg	800.00	800.00			850.00	850.00		
Sprats	Rs./Kg	500.00	500.00			550.00	550.00		

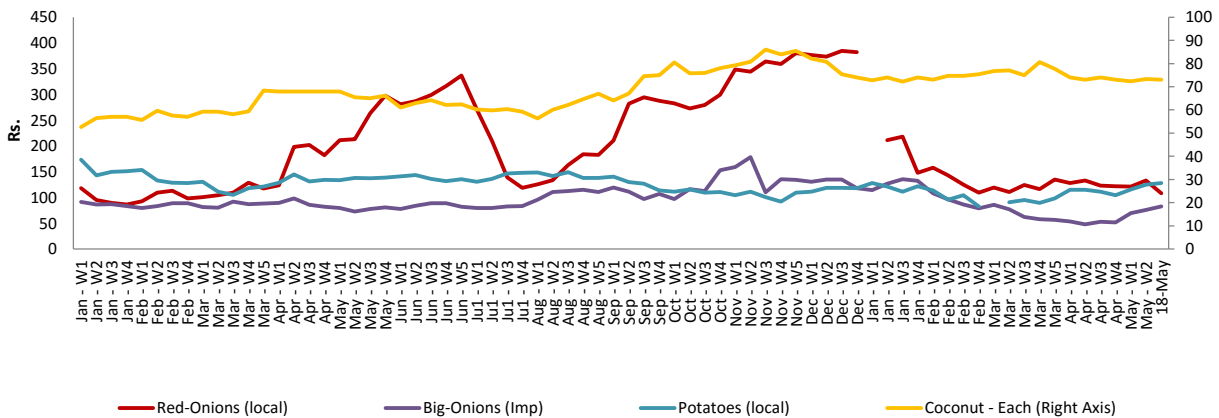
- Price increased by more than 5% compared to previous week average price.
- Price decreased by more than 5% compared to previous week average price.

### Retail Prices

#### Pettah



#### Dambulla



\* Prices of food commodities may vary due to quality and markets among other factors.