

Daily Price Report

A Summary of Price Developments - 09 May 2018



Vegetables

- Prices of most varieties of **vegetables** demonstrated **mixed movements** in both **Pettah** and **Dambulla** markets.
- Price of **Tomatoes increased** in both markets as the **peak production season** has phased away.



Fish

- Prices of most varieties of **fish increased** in both **Negombo** and **Peliyagoda** markets due to **recovery of demand** after the vesak festive season.



Fruits

- Prices of **Pineapple decreased** in **Pettah** market due to **favourable supply** from **Gampaha** district.



Statistics Department
Central Bank of Sri Lanka

Wholesale and Retail Prices of Selected Food Commodities - 2018/05/09

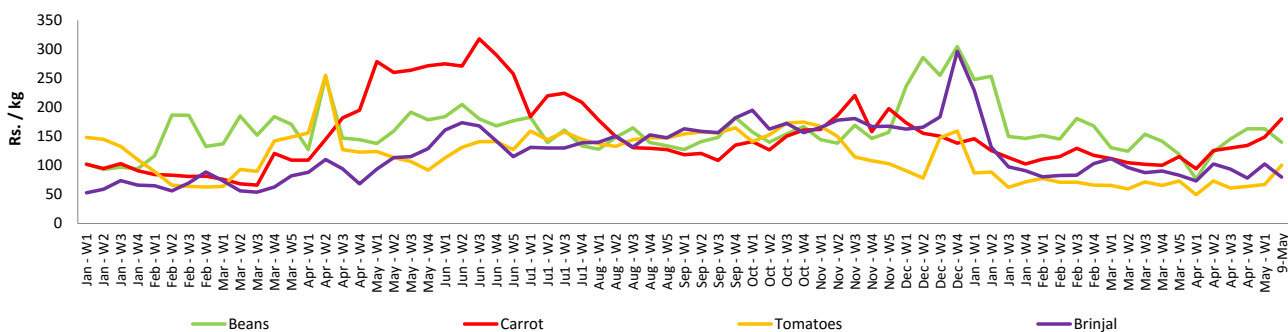
Vegetables

Item	Unit	Wholesale				Retail			
		Pettah		Dambulla		Pettah		Dambulla	
		Previous Week	Today	Previous Week	Today	Previous Week	Today	Previous Week	Today
Beans	Rs./Kg	134.00	100.00	135.00	95.00	163.00	140.00	155.00	115.00
Carrot	Rs./Kg	112.00	135.00	105.00	128.00	149.00	180.00	125.00	148.00
Cabbage	Rs./Kg	39.00	40.00	33.00	28.00	68.00	80.00	53.00	48.00
Tomatoes	Rs./Kg	40.00	65.00	35.00	58.00	67.00	100.00	55.00	78.00
Brinjal	Rs./Kg	70.00	50.00	41.00	63.00	103.00	80.00	63.00	83.00
Pumpkin	Rs./Kg	26.00	28.00	18.00	18.00	48.00	55.00	38.00	38.00
Snake gourd	Rs./Kg	81.00	80.00	59.00	58.00	111.00	120.00	79.00	78.00

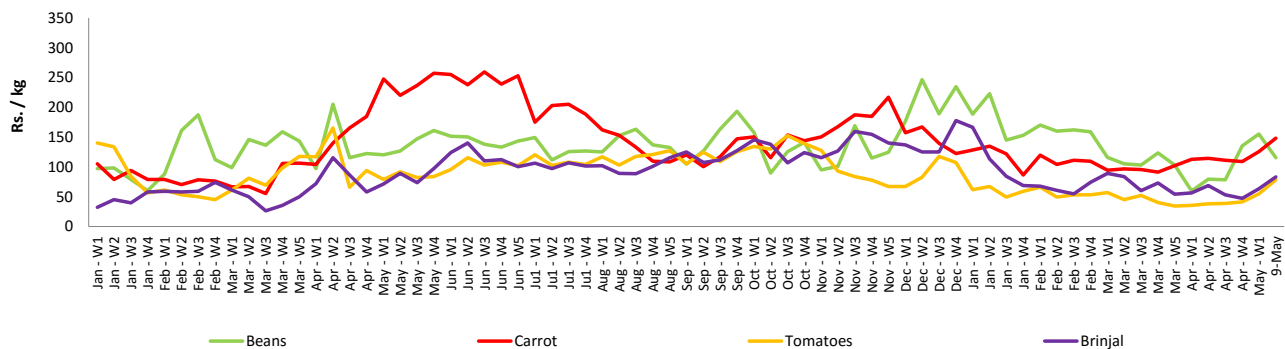
- Price increased by more than 5% compared to previous week average price.
- Price decreased by more than 5% compared to previous week average price.

Retail Prices

Pettah



Dambulla



Wholesale and Retail Prices of Selected Food Commodities - 2018/05/09

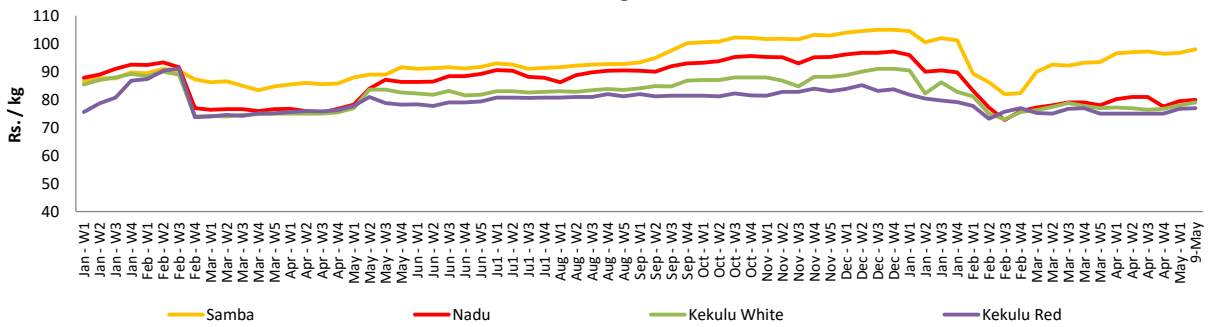
Rice

Item	Unit	Wholesale				Retail	
		Maradagahamula		Pettah		Pettah	
		Previous Week	Today	Previous Week	Today	Previous Week	Today
Samba	Rs./Kg	97.00	98.00	103.00	102.00	111.00	108.00
Nadu	Rs./Kg	80.00	80.00	80.00	80.00	89.00	88.00
Kekulu White	Rs./Kg	78.00	79.00	78.00	75.00	85.00	82.00
Kekulu Red	Rs./Kg	77.00	77.00	73.00	72.00	80.00	80.00

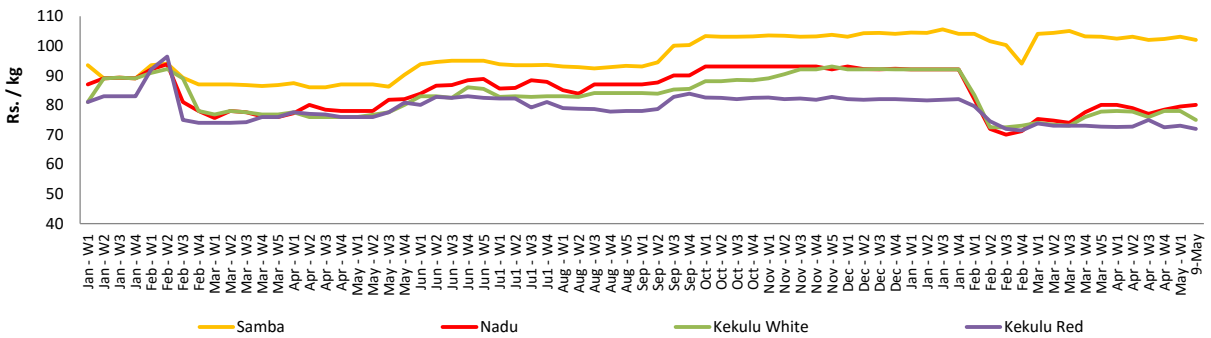
- Price increased by more than 5% compared to previous week average price.
- Price decreased by more than 5% compared to previous week average price.

Wholesale Prices

Marandagahamula

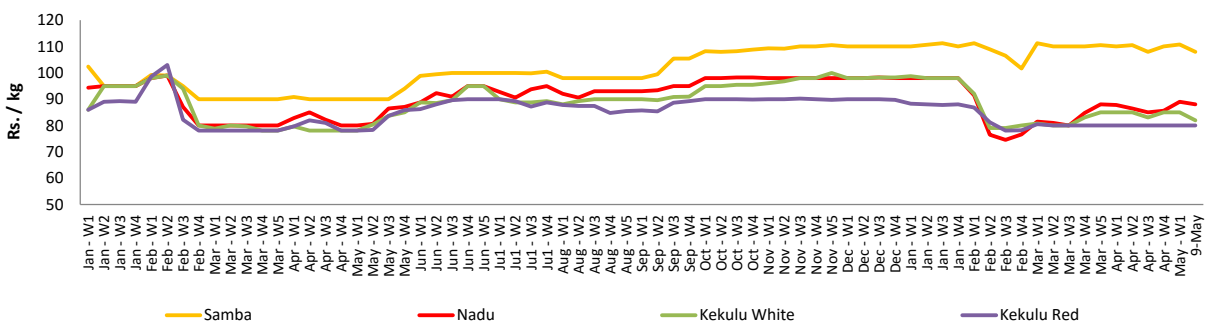


Pettah



Retail Prices

Pettah



Wholesale and Retail Prices of Selected Food Commodities - 2018/05/09

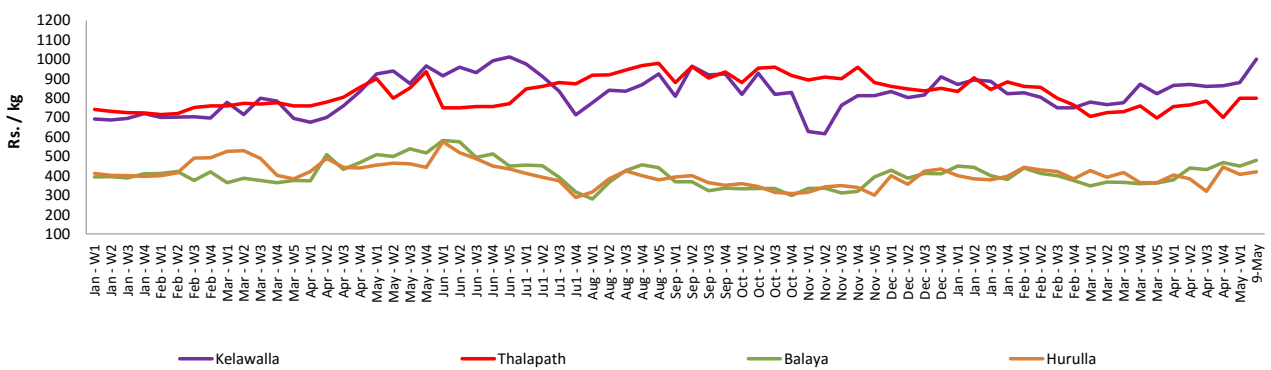
Fish

Item	Unit	Wholesale				Retail			
		Peliyagoda		Negombo		Peliyagoda		Negombo	
		Previous Week	Today	Previous Week	Today	Previous Week	Today	Previous Week	Today
Kelawalla	Rs./Kg	543.00	650.00	560.00	600.00	898.00	1000.00	787.00	880.00
Thalapath	Rs./Kg	568.00	620.00	680.00	700.00	795.00	800.00	887.00	950.00
Balaya	Rs./Kg	363.00	380.00	257.00	270.00	463.00	480.00	417.00	450.00
Paraw	Rs./Kg	490.00	580.00	513.00	600.00	823.00	900.00	747.00	900.00
Salaya	Rs./Kg	155.00	160.00	100.00	150.00	195.00	200.00	177.00	230.00
Hurulla	Rs./Kg	305.00	320.00	267.00	320.00	405.00	420.00	367.00	420.00

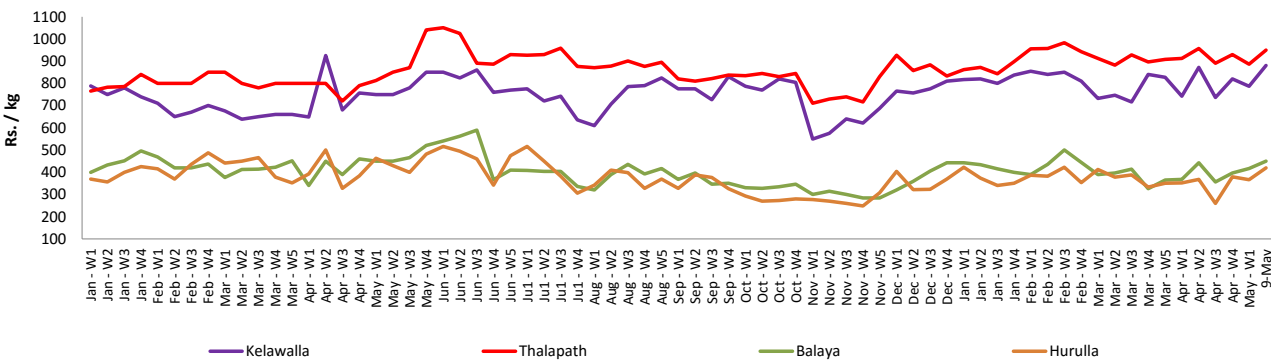
- Price increased by more than 5% compared to previous week average price.
- Price decreased by more than 5% compared to previous week average price.

Retail Prices

Peliyagoda



Negombo



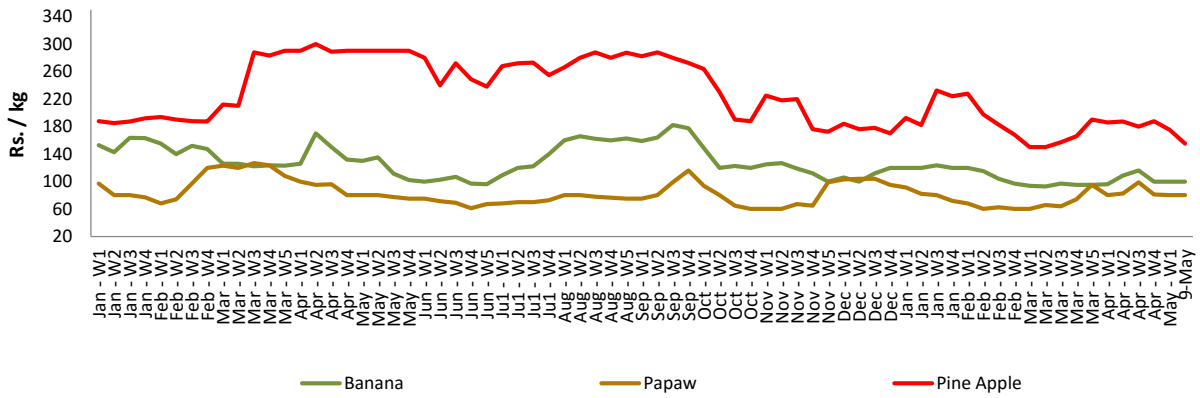
Wholesale and Retail Prices of Selected Food Commodities - 2018/05/09

Fruits

Item	Unit	Wholesale		Retail	
		Pettah			
		Previous Week	Today	Previous Week	Today
Banana (Sour)	Rs./Kg	75.00	75.00	100.00	100.00
Papaw	Rs./Kg	53.00	50.00	80.00	80.00
Pineapple	Rs./Kg	140.00	130.00	175.00	155.00

- Price increased by more than 5% compared to previous week average price.
- Price decreased by more than 5% compared to previous week average price.

Retail - Pettah



Wholesale and Retail Prices of Selected Food Commodities - 2018/05/09

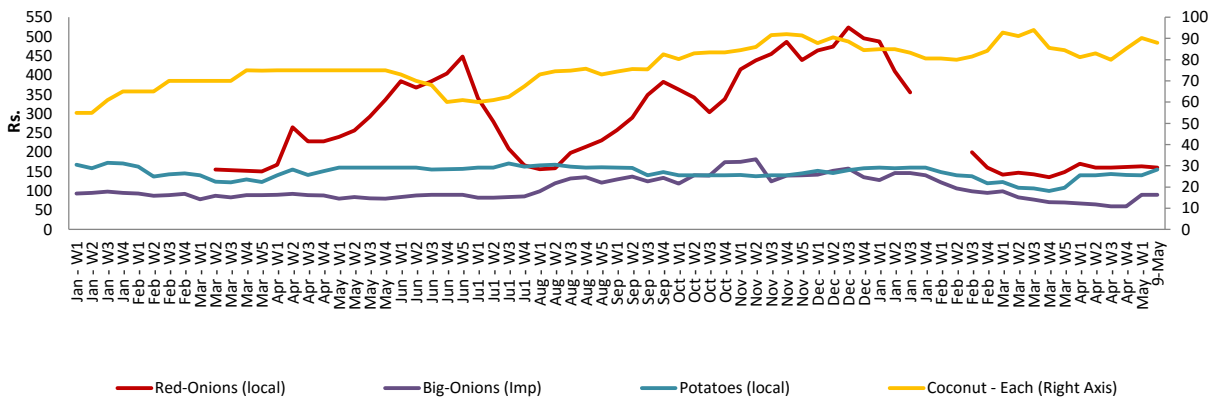
Other

Item	Unit	Wholesale				Retail			
		Pettah		Dambulla		Pettah		Dambulla	
		Previous Week	Today	Previous Week	Today	Previous Week	Today	Previous Week	Today
Red-Onions (local)	Rs./Kg	122.00	140.00	111.00	125.00	164.00	160.00	121.00	138.00
Red-Onions (Imp)	Rs./Kg	125.00	120.00	99.00	n.a.	159.00	140.00	110.00	n.a.
Big-Onions (local)	Rs./Kg	n.a.	n.a.	n.a.	n.a.	n.a.	n.a.	n.a.	n.a.
Big-Onions (Imp)	Rs./Kg	70.00	70.00	56.00	63.00	90.00	90.00	70.00	73.00
Potatoes (local)	Rs./Kg	115.00	115.00	104.00	108.00	140.00	155.00	116.00	118.00
Potatoes (Imp)	Rs./Kg	75.00	85.00			98.00	100.00		
Dried Chillies (Imp)	Rs./Kg	253.00	245.00	253.00	243.00	289.00	280.00	263.00	253.00
Coconut	Rs./Nut	81.00	78.00	67.00	69.00	90.00	88.00	72.00	74.00
Coconut oil	Rs./Ltr	360.00	360.00			390.00	390.00		
Dhal	Rs./Kg	105.00	105.00			119.00	120.00		
Sugar	Rs./Kg	99.00	98.00			108.00	110.00		
Eggs	Rs./Each	11.00	12.00			12.00	13.00		
Katta	Rs./Kg	800.00	800.00			850.00	850.00		
Sprats	Rs./Kg	500.00	500.00			550.00	550.00		

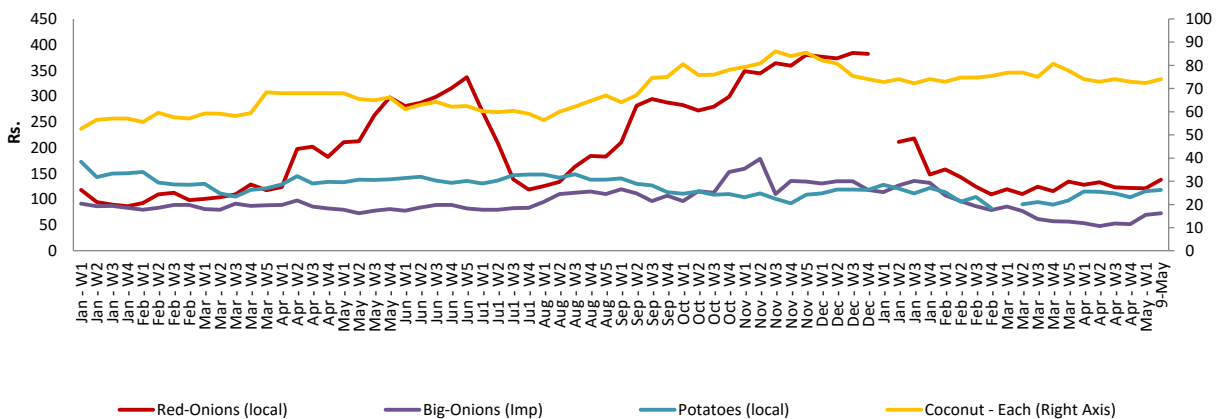
- Price increased by more than 5% compared to previous week average price.
- Price decreased by more than 5% compared to previous week average price.

Retail Prices

Pettah



Dambulla



* Prices of food commodities may vary due to quality and markets among other factors.